


Service Service Service



H_17370_000.eps
090807

Service Manual

Contents	Page
1. Technical Specifications, Connections, and Chassis Overview	2
2. Safety Instructions, Warnings, and Notes	7
3. Directions for Use	8
4. Mechanical Instructions	9
5. Service Modes, Error Codes, and Fault Finding	17
6. Block Diagrams, Test Point Overviews, and Waveforms	
Wiring Diagram	31
Block Diagram Supply	32
Block Diagram Video	33
Block Diagram Audio	34
Block Diagram Control & Clock Signals	35
Testpoint Overview SSB (Bottom Side)	36-40
I2C Overview	41
Supply Lines Overview	42
7. Circuit Diagrams and PWB Layouts	Diagram PWB
SSB: DC / DC 3V3, VTUN, & 5V_SW (B01A)	43 66-75
SSB: DC / DC 1V2, 2V5, & 1V8 (B01B)	44 66-75
SSB: Tuner IF & Demodulator (B02)	45 66-75
SSB: DVB-Demodulator (B03A)	46 66-75
SSB: DVB-T: DVB Common Interface (B03B)	47 66-75
SSB: DVB MOJO (B03C)	48 66-75
SSB: DVB MOJO Memory (B03D)	49 66-75
SSB: DVB MOJO Analog Back End (B03E)	50 66-75
SSB: Micro Processor (B04)	51 66-75
SSB: Trident WX68 (B05A)	52 66-75
SSB: DDR & CPU Interface (B05B)	53 66-75
SSB: WX Power / Ground (B05C)	54 66-75
SSB: FPGA Interface (AL Sets only) (B05D)	55 66-75
SSB: FPGA I/O Banks (B05E)	56 66-75
SSB: Audio Processor (B06A)	57 66-75
SSB: Audio (B06B)	58 66-75
SSB: Headphone Ampl. & Muting (B06C)	59 66-75

Contents	Page
SSB: YPBPR & SVHS (B07A)	60 66-75
SSB: I/O SCART 1&2 (B07B)	61 66-75
SSB: HDMI Main (B07C)	62 66-75
SSB: HDMI Switch (B07D)	63 66-75
SSB: LVDS Connector (B07E)	64 66-75
SSB: SRP List	65 66-75
Side I/O Panel (32"): HDMI (D)	76 78
Side I/O Panel (32") (D)	77 78
Side I/O Panel (42" & 52"): HDMI (D)	79 81
Side I/O Panel (42" & 52") (D)	80 81
Side I/O Panel (42" & 52") (D)	80 81
Keyboard Control Panel (E)	82 83
Front IR / LED Panel (J)	84 85
8. Alignments	87
9. Circuit Descriptions, Abbreviation List, and IC Data Sheets	92
Abbreviation List	97
IC Data Sheets	99
10. Spare Parts List	107
11. Revision List	133

©Copyright 2007 Philips Consumer Electronics B.V. Eindhoven, The Netherlands.
All rights reserved. No part of this publication may be reproduced, stored in a retrieval system or transmitted, in any form or by any means, electronic, mechanical, photocopying, or otherwise without the prior permission of Philips.



1. Technical Specifications, Connections, and Chassis Overview

Index of this chapter:

- 1.1 Technical Specifications
- 1.2 Connection Overview
- 1.3 Chassis Overview

Notes:

- Figures can deviate due to the different set executions.
- Specifications are indicative (subject to change).

1.1 Technical Specifications

1.1.1 Vision

Display type	: LCD
Screen size	: 32" (82 cm), 16:9
	: 42" (107 cm), 16:9
Resolution (HxV pixels)	: 1366x768 (32")
	: 1920x1080 (42")
Dyn. contrast ratio	: 7500:1
Min. light output (cd/m ²)	: 500
Typ. response time (ms)	: 8 (32")
	: 5 (42")
Viewing angle (HxV degrees)	: 176x176 (32")
	: 178x178 (42")
Tuning system	: PLL
Presets/channels	: 100 presets
Tuner bands	: VHF, UHF, S, H
TV Colour systems	: PAL B/G, D/K, I
	: SECAM B/G, D/K, L/L'
	: DVB-T COFDM
Video playback	: NTSC
	: PAL
	: SECAM
Supported computer formats	: 640x480
	: 800x600
	: 1024x768
	: 1280x768
	: 1280x1024
	: 1360x768
Supported video formats	: 640x480i - 1fH
	: 640x480p - 2fH
	: 720x576i - 1fH
	: 720x576p - 2fH
	: 1280x720p - 3fH
	: 1920x1080i - 2fH
	: 1920x1080p - 3fH

1.1.2 Sound

Sound systems	: stereo, BBE®
Maximum power (W _{RMS})	: 2 x 20

1.1.3 Miscellaneous

Power supply:

- Mains voltage (V _{AC})	: 220 - 240
- Mains frequency (Hz)	: 50 / 60

Ambient conditions:

- Temperature range (°C)	: +5 to +40
- Maximum humidity	: 90% R.H.

Power consumption (values are indicative)

- Normal operation (W)	: ≈ 110 (32")
	: ≈ 170 (42")
- Stand-by (W)	: < 1

Dimensions (WxHxD cm)	: 80.4x53.3x17.8 (32")
	: 102.9x66.2x13.6 (42")

Weight (kg)	: 15 (32")
	: 25.5 (42")

1.2 Connection Overview

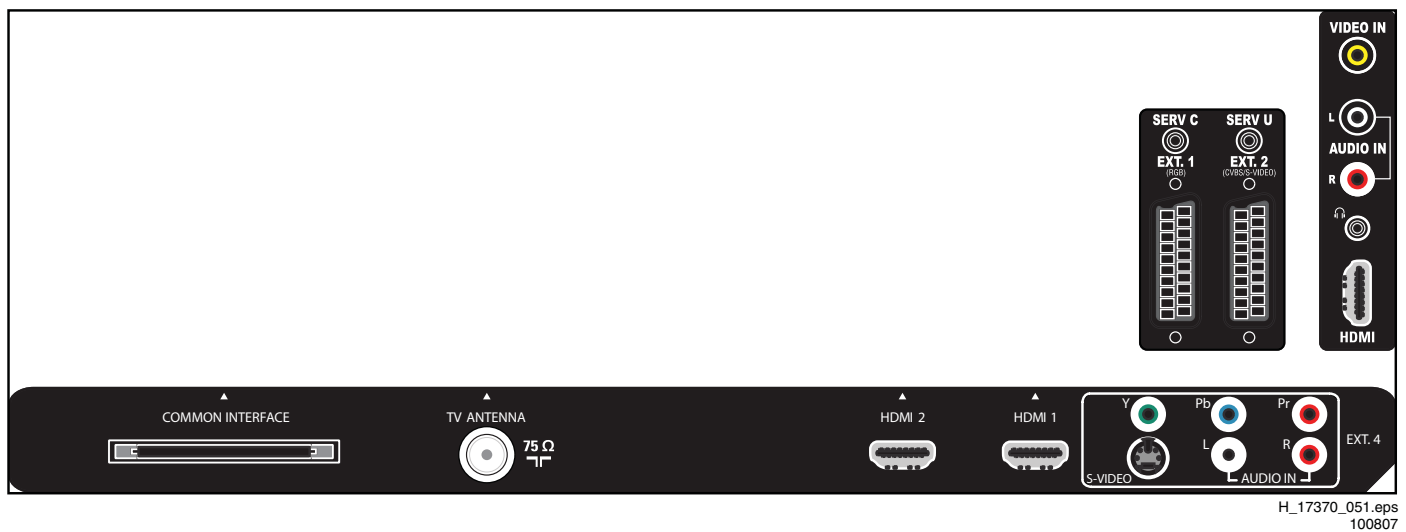
H_17370_051.eps
100807

Figure 1-1 Side and rear I/O connections

Note: The following connector colour abbreviations are used (acc. to DIN/IEC 757): Bk= Black, Bu= Blue, Gn= Green, Gy= Grey, Rd= Red, Wh= White, and Ye= Yellow.

1.2.1 Side Connections

EXT3: Cinch: Video CVBS - In, Audio - In

Ye - Video CVBS	1 V _{PP} / 75 ohm	⊕ ⊙
Wh - Audio L	0.5 V _{RMS} / 10 kohm	⊕ ⊙
Rd - Audio R	0.5 V _{RMS} / 10 kohm	⊕ ⊙

EXT3: Head phone - Out

Bk - Head phone	32 - 600 ohm / 10 mW	⊕ ⊙
-----------------	----------------------	-----

EXT3: HDMI: Digital Video, Digital Audio - In

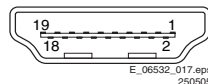


Figure 1-2 HDMI (type A) connector

1 - D2+	Data channel	⊕ ⊙
2 - Shield	Gnd	⊕ ⊙
3 - D2-	Data channel	⊕ ⊙
4 - D1+	Data channel	⊕ ⊙
5 - Shield	Gnd	⊕ ⊙
6 - D1-	Data channel	⊕ ⊙
7 - D0+	Data channel	⊕ ⊙
8 - Shield	Gnd	⊕ ⊙
9 - D0-	Data channel	⊕ ⊙
10 - CLK+	Data channel	⊕ ⊙
11 - Shield	Gnd	⊕ ⊙
12 - CLK-	Data channel	⊕ ⊙
13 - n.c.		
14 - n.c.		
15 - DDC_SCL	DDC clock	⊕ ⊙
16 - DDC_SDA	DDC data	⊕ ⊙
17 - Ground	Gnd	⊕ ⊙
18 - +5V		⊕ ⊙
19 - HPD	Hot Plug Detect	⊕ ⊙
20 - Ground	Gnd	⊕ ⊙

1.2.2 Rear Connections

Service Connector (ComPair)

1 - SDA-S	I ² C Data (0 - 5 V)	⊕ ⊙
2 - SCL-S	I ² C Clock (0 - 5 V)	⊕ ⊙
3 - Ground	Gnd	⊕ ⊙

Service Connector (UART)

1 - UART_TX	Transmit	⊕ ⊙
2 - Ground	Gnd	⊕ ⊙
3 - UART_RX	Receive	⊕ ⊙

EXT1: Video RGB - In, CVBS - In/Out, Audio - In/Out

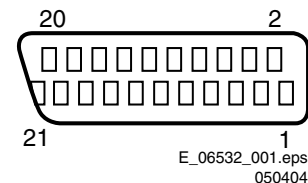


Figure 1-3 SCART connector

1 - Audio R	0.5 V _{RMS} / 1 kohm	⊕ ⊙
2 - Audio R	0.5 V _{RMS} / 10 kohm	⊕ ⊙
3 - Audio L	0.5 V _{RMS} / 1 kohm	⊕ ⊙
4 - Ground Audio	Gnd	⊕ ⊙
5 - Ground Blue	Gnd	⊕ ⊙
6 - Audio L	0.5 V _{RMS} / 10 kohm	⊕ ⊙
7 - Video Blue	0.7 V _{PP} / 75 ohm	⊕ ⊙
8 - Function Select	0 - 2 V: INT 4.5 - 7 V: EXT 16:9 9.5 - 12 V: EXT 4:3	⊕ ⊙
9 - Ground Green	Gnd	⊕ ⊙
10 - Easylink P50	0 - 5 V / 4.7 kohm	⊕ ⊙
11 - Video Green	0.7 V _{PP} / 75 ohm	⊕ ⊙
12 - n.c.		
13 - Ground Red	Gnd	⊕ ⊙
14 - Ground P50	Gnd	⊕ ⊙
15 - Video Red	0.7 V _{PP} / 75 ohm	⊕ ⊙
16 - Status/FBL	0 - 0.4 V: INT 1 - 3 V: EXT / 75 ohm	⊕ ⊙
17 - Ground Video	Gnd	⊕ ⊙
18 - Ground FBL	Gnd	⊕ ⊙
19 - Video CVBS	1 V _{PP} / 75 ohm	⊕ ⊙
20 - Video CVBS	1 V _{PP} / 75 ohm	⊕ ⊙
21 - Shield	Gnd	⊕ ⊙

EXT2: Video YC - In, CVBS - In/Out, Audio - In/Out

1 - Audio R	0.5 V _{RMS} / 1 kohm	⊖→
2 - Audio R	0.5 V _{RMS} / 10 kohm	⊖→
3 - Audio L	0.5 V _{RMS} / 1 kohm	⊖→
4 - Ground Audio	Gnd	⊖
5 - n.c.		
6 - Audio L	0.5 V _{RMS} / 10 kohm	⊖→
7 - C-out	0.7 V _{PP} / 75 ohm	⊖→
8 - Function Select	0 - 2 V: INT 4.5 - 7 V: EXT 16:9 9.5 - 12 V: EXT 4:3	⊖→
9 - n.c.		
10 - Easylink P50	0 - 5 V / 4.7 kohm	⊖→
11 - n.c.		
12 - n.c.		
13 - n.c.		
14 - Ground P50	Gnd	⊖
15 - C	0.7 V _{PP} / 75 ohm	⊖→
16 - Status/FBL	0 - 0.4 V: INT 1 - 3 V: EXT / 75 ohm	⊖→
17 - Ground Video	Gnd	⊖
18 - Ground FBL	Gnd	⊖
19 - Video CVBS	1 V _{PP} / 75 ohm	⊖→
20 - Video CVBS/Y	1 V _{PP} / 75 ohm	⊖→
21 - Shield	Gnd	⊖

Common Interface

68p - See diagram B03B

**Aerial - In**

- IEC-type (EU) Coax, 75 ohm

**HDMI1 & 2: Digital Video, Digital Audio - In**


1 - D2+	Data channel	⊖→
2 - Shield	Gnd	⊖
3 - D2-	Data channel	⊖→
4 - D1+	Data channel	⊖→
5 - Shield	Gnd	⊖
6 - D1-	Data channel	⊖→
7 - D0+	Data channel	⊖→
8 - Shield	Gnd	⊖
9 - D0-	Data channel	⊖→
10 - CLK+	Data channel	⊖→
11 - Shield	Gnd	⊖
12 - CLK-	Data channel	⊖→
13 - n.c.		
14 - n.c.		
15 - DDC_SCL	DDC clock	⊖→
16 - DDC_SDA	DDC data	⊖→
17 - Ground	Gnd	⊖
18 - +5V		⊖→
19 - HPD	Hot Plug Detect	⊖→
20 - Ground	Gnd	⊖

EXT4: Cinch: Video YPbPr - In, Audio - In

Gn - Video Y	1 V _{PP} / 75 ohm	⊖→
Bu - Video Pb	0.7 V _{PP} / 75 ohm	⊖→
Rd - Video Pr	0.7 V _{PP} / 75 ohm	⊖→
Wh - Audio L	0.5 V _{RMS} / 10 kohm	⊖→
Rd - Audio R	0.5 V _{RMS} / 10 kohm	⊖→

EXT4: S-Video (Hosiden): Video Y/C - In

1 - Ground Y	Gnd	⊖
2 - Ground C	Gnd	⊖
3 - Video Y	1 V _{PP} / 75 ohm	⊖→
4 - Video C	0.3 V _{PP} / 75 ohm	⊖→

1.3 Chassis OverviewH_17370_052.eps
090807**Figure 1-4 PWB/CBA locations (32" sets without AmbiLight)**




Figure 1-5 PWB/CBA locations (32" sets with AmbiLight)




Figure 1-6 PWB/CBA locations (42" models without AmbiLight)




Figure 1-7 PWB/CBA locations (42" models with AmbiLight)


2. Safety Instructions, Warnings, and Notes

Index of this chapter:

- 2.1 Safety Instructions
- 2.2 Warnings
- 2.3 Notes

2.1 Safety Instructions


Safety regulations require the following **during** a repair:

- Connect the set to the Mains/AC Power via an isolation transformer (> 800 VA).
- Replace safety components, indicated by the symbol , only by components identical to the original ones. Any other component substitution (other than original type) may increase risk of fire or electrical shock hazard.

Safety regulations require that **after** a repair, the set must be returned in its original condition. Pay in particular attention to the following points:

- Route the wire trees correctly and fix them with the mounted cable clamps.
- Check the insulation of the Mains/AC Power lead for external damage.
- Check the strain relief of the Mains/AC Power cord for proper function.
- Check the electrical DC resistance between the Mains/AC Power plug and the secondary side (only for sets that have a Mains/AC Power isolated power supply):
 1. Unplug the Mains/AC Power cord and connect a wire between the two pins of the Mains/AC Power plug.
 2. Set the Mains/AC Power switch to the "on" position (keep the Mains/AC Power cord unplugged!).
 3. Measure the resistance value between the pins of the Mains/AC Power plug and the metal shielding of the tuner or the aerial connection on the set. The reading should be between 4.5 Mohm and 12 Mohm.
 4. Switch "off" the set, and remove the wire between the two pins of the Mains/AC Power plug.
- Check the cabinet for defects, to prevent touching of any inner parts by the customer.

2.2 Warnings





- All ICs and many other semiconductors are susceptible to electrostatic discharges (ESD ) . Careless handling during repair can reduce life drastically. Make sure that, during repair, you are connected with the same potential as the mass of the set by a wristband with resistance. Keep components and tools also at this same potential. Available ESD protection equipment:
 - Complete kit ESD3 (small tablemat, wristband, connection box, extension cable and earth cable) 4822 310 10671.
 - Wristband tester 4822 344 13999.
- Be careful during measurements in the high voltage section.
- Never replace modules or other components while the unit is switched "on".
- When you align the set, use plastic rather than metal tools. This will prevent any short circuits and the danger of a circuit becoming unstable.

2.3 Notes

2.3.1 General

- Measure the voltages and waveforms with regard to the chassis (= tuner) ground (\perp), or hot ground (\rightarrow), depending on the tested area of circuitry. The voltages and waveforms shown in the diagrams are indicative. Measure them in the

Service Default Mode (see chapter 5) with a colour bar signal and stereo sound (L: 3 kHz, R: 1 kHz unless stated otherwise) and picture carrier at 475.25 MHz for PAL, or 61.25 MHz for NTSC (channel 3).

- Where necessary, measure the waveforms and voltages with () and without () aerial signal. Measure the voltages in the power supply section both in normal operation () and in stand-by () . These values are indicated by means of the appropriate symbols.
- Manufactured under license from Dolby Laboratories. "Dolby", "Pro Logic" and the "double-D symbol", are trademarks of Dolby Laboratories.

2.3.2 Schematic Notes

- All resistor values are in ohms, and the value multiplier is often used to indicate the decimal point location (e.g. 2K2 indicates 2.2 kohm).
- Resistor values with no multiplier may be indicated with either an "E" or an "R" (e.g. 220E or 220R indicates 220 ohm).
- All capacitor values are given in micro-farads ($\mu = \times 10^{-6}$), nano-farads ($n = \times 10^{-9}$), or pico-farads ($p = \times 10^{-12}$).
- Capacitor values may also use the value multiplier as the decimal point indication (e.g. 2p2 indicates 2.2 pF).
- An "asterisk" (*) indicates component usage varies. Refer to the diversity tables for the correct values.
- The correct component values are listed in the Spare Parts List. Therefore, always check this list when there is any doubt.

2.3.3 BGA (Ball Grid Array) ICs

Introduction

For more information on how to handle BGA devices, visit this URL: www.atyourservice.ce.philips.com (needs subscription, not available for all regions). After login, select "Magazine", then go to "Repair downloads". Here you will find Information on how to deal with BGA-ICs.

BGA Temperature Profiles

For BGA-ICs, you **must** use the correct temperature-profile, which is coupled to the 12NC. For an overview of these profiles, visit the website www.atyourservice.ce.philips.com (needs subscription, but is not available for all regions)

You will find this and more technical information within the "Magazine", chapter "Repair downloads".

For additional questions please contact your local repair help desk.

2.3.4 Lead-free Soldering

Due to lead-free technology some rules have to be respected by the workshop during a repair:

- Use only lead-free soldering tin Philips SAC305 with order code 0622 149 00106. If lead-free solder paste is required, please contact the manufacturer of your soldering equipment. In general, use of solder paste within workshops should be avoided because paste is not easy to store and to handle.
- Use only adequate solder tools applicable for lead-free soldering tin. The solder tool must be able:
 - To reach a solder-tip temperature of at least 400°C.
 - To stabilize the adjusted temperature at the solder-tip.
 - To exchange solder-tips for different applications.
- Adjust your solder tool so that a temperature of around 360°C - 380°C is reached and stabilized at the solder joint. Heating time of the solder-joint should not exceed ~ 4 sec. Avoid temperatures above 400°C, otherwise wear-out of tips will increase drastically and flux-fluid will be destroyed.

To avoid wear-out of tips, switch “off” unused equipment or reduce heat.

- Mix of lead-free soldering tin/parts with leaded soldering tin/parts is possible but PHILIPS recommends strongly **to avoid** mixed regimes. If this cannot be avoided, carefully clear the solder-joint from old tin and re-solder with new tin.

2.3.5 Alternative BOM identification

The **third digit** in the serial number (example: AG2B0335000001) indicates the number of the alternative B.O.M. (Bill Of Materials) that has been used for producing the specific TV set. In general, it is possible that the same TV model on the market is produced with e.g. two different types of displays, coming from two different suppliers. This will then result in sets which have the same CTN (Commercial Type Number; e.g. 28PW9515/12) but which have a different B.O.M. number.

By looking at the third digit of the serial number, one can identify which B.O.M. is used for the TV set he is working with. If the third digit of the serial number contains the number “1” (example: AG1B0335000001), then the TV set has been manufactured according to B.O.M. number 1. If the third digit is a “2” (example: AG2B0335000001), then the set has been produced according to B.O.M. no. 2. ***This is important for ordering the correct spare parts!***

For the third digit, the numbers 1...9 and the characters A...Z can be used, so in total: 9 plus 26= 35 different B.O.M.s can be indicated by the third digit of the serial number.

Identification: The bottom line of a type plate gives a 14-digit serial number. Digits 1 and 2 refer to the production centre (e.g. AG is Bruges), digit 3 refers to the B.O.M. code, digit 4 refers to the Service version change code, digits 5 and 6 refer to the production year, and digits 7 and 8 refer to production week (in example below it is 2006 week 17). The 6 last digits contain the serial number.

3. Directions for Use

You can download this information from the following websites:

<http://www.philips.com/support>

<http://www.p4c.philips.com>



E_06532_024.eps
130606

Figure 2-1 Serial number (example)

2.3.6 Board Level Repair (BLR) or Component Level Repair (CLR)

If a board is defective, consult your repair procedure to decide if the board has to be exchanged or if it should be repaired on component level.

If your repair procedure says the board should be exchanged completely, do not solder on the defective board. Otherwise, it cannot be returned to the O.E.M. supplier for back charging!

2.3.7 NVM content

If the processor NVM IC is replaced or initialised, the Model Number, Serial Number, and SSB Code number must be re-written to the NVM. ComPair will foresee in a possibility to do this.

2.3.8 Practical Service Precautions

- **It makes sense to avoid exposure to electrical shock.** While some sources are expected to have a possible dangerous impact, others of quite high potential are of limited current and are sometimes held in less regard.
- **Always respect voltages.** While some may not be dangerous in themselves, they can cause unexpected reactions that are best avoided. Before reaching into a powered TV set, it is best to test the high voltage insulation. It is easy to do, and is a good service precaution.

4. Mechanical Instructions


Index of this chapter:

- 4.1 Cable Dressing
- 4.2 Service Positions
- 4.3 Assy/Panel Removal
- 4.4 Set Re-assembly

Notes:


- Figures below can deviate slightly from the actual situation, due to the different set executions.
- Follow the disassemble instructions in described order.

4.1 Cable Dressing




H_17370_070.eps
090807

Figure 4-1 Cable dressing (32" sets without AmbiLight)




H_17370_071.eps
090807

Figure 4-2 Cable dressing (32" sets with AmbiLight)



H_17370_072.eps
090807

Figure 4-3 Cable dressing (42" sets without AmbiLight)



H_17370_073.eps
090807

Figure 4-4 Cable dressing (42" sets with AmbiLight)

4.2 Service Positions

For easy servicing of this set, there are a few possibilities created:

- The buffers from the packaging.
- Foam bars (created for Service).
- Aluminium service stands (created for Service).

Note: the aluminium service stands can only be used when the set is equipped with so-called "mushrooms". Otherwise use the original stand that comes with the set.

4.2.1 Foam Bars

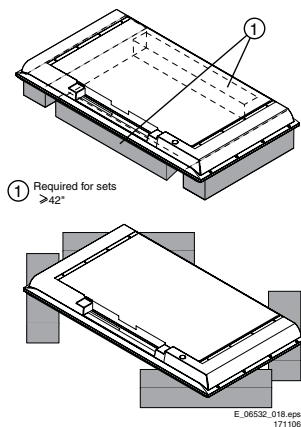


Figure 4-5 Foam bars

The foam bars (order code 3122 785 90580 for two pieces) can be used for all types and sizes of Flat TVs. See figure "Foam bars" for details.

Sets with a display of 42" and larger, require **four** foam bars [1]. Ensure that the foam bars are always supporting the cabinet and **never** only the display.

Caution: Failure to follow these guidelines can seriously damage the display!

By laying the TV face down on the (ESD protective) foam bars, a stable situation is created to perform measurements and alignments. By placing a mirror under the TV, you can monitor the screen.

4.2.2 Aluminium Stands

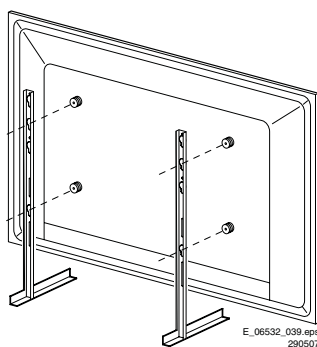


Figure 4-6 Aluminium stands

The MkII aluminium stands with order code 3122 785 90690, can also be used to do measurements, alignments, and duration tests. The stands can be (dis)mounted quick and easy by means of sliding them in/out the "mushrooms". The stands are backwards compatible with the earlier models.


Important: For (older) FTV sets without these "mushrooms", it is obligatory to use the provided screws, otherwise it is possible to damage the monitor inside!

4.3 Assy/Panel Removal

4.3.1 Rear Cover


Warning: Disconnect the mains power cord before you remove the rear cover.

1. Refer to next figures.
2. Place the TV set upside down on a table top, using the foam bars (see part "Service Positions").
3. Remove rear cover screws [1] and the stand (if mounted).
4. Remove Subwoofer mounting screws [2] (if present).
5. Lift Subwoofer module, and unplug Subwoofer cable [3].
6. Unplug AmbiLight cables [4] (if present).
7. Remove rear cover.




H_17370_036.eps
080807

Figure 4-7 Rear cover removal (1/3)



H_17370_037.eps
090807

Figure 4-8 Rear cover removal (2/3)




H_17370_038.eps
090807

Figure 4-9 Rear cover removal (3/3)

4.3.2 AmbiLight Lamps (if present)

1. Refer to next figure.
 2. Unplug connectors [1].
 3. Remove the T10 parker screws [2].
 4. Remove the unit by shifting it sideways [3].
- When defective, replace the whole unit.

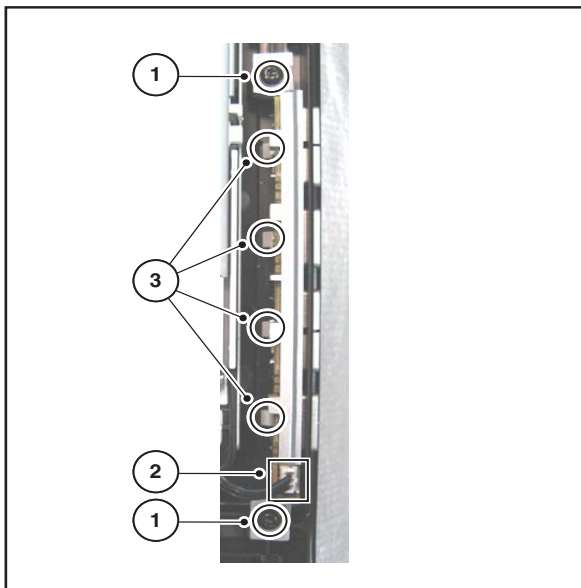


H_17370_039.eps
080807

Figure 4-10 AmbiLight lamps

4.3.3 Keyboard Control Panel

1. Refer to next figure.
 2. Unplug connector [2].
 3. Remove the T10 parker screws [1].
 4. Remove the unit.
 5. Release clips [3] and remove the board.
- When defective, replace the whole unit.




G_16850_007.eps
310707

Figure 4-11 Keyboard control panel


4.3.4 Side I/O Panel

1. Refer to next figures.
 2. Unplug connectors [1]. To release the flatcable connector [1b], push the two side levers and unplug the connector.
 3. Remove screws [2] and remove the complete module [3].
- When defective, replace the whole unit.



H_17370_049.eps
080807

Figure 4-12 Side I/O module (1/2)




H_17370_045.eps
080807

Figure 4-13 Side I/O module (2/2)

4.3.5 IR/LED Panel

1. Refer to next figure.
 2. Unplug connectors [1].
 3. Release clip [2] and remove the board.
- When defective, replace the whole unit.



G_16850_009.eps
110107

Figure 4-14 IR/LED panel

4.3.6 Speakers

Unplug the speaker cables and remove the speaker.


4.3.7 Main Supply Panel

1. Unplug cables.
 2. Remove the fixation screws.
 3. Take the board out (it hinges at the left side).
- When defective, replace the whole unit.

4.3.8 Small Signal Board (SSB)


Note: Follow sequence below closely, otherwise you will have difficulties with removing the top shielding.

1. Refer to next figures.
2. Disconnect all cables [1] on the SSB.
3. Remove the T10 tapping screws [2] that hold the SSB.
4. Remove the screws [3] that hold the connectors and the connector plate.
5. Lift the complete SSB from the set (including the shielding and connector plate).
6. Now, remove the connector plate first, by pulling it away from the connectors.
7. Then, lift the top shielding from the SSB.



H_17370_044.eps
090807

Figure 4-15 SSB removal (1/2)




H_17370_043.eps
080807

Figure 4-16 SSB removal (2/2)


4.3.9 LCD Panel

1. Refer to next figures.
2. Unplug the connectors [1] on the Main Supply Panel, the display (LVDS connector), Loudspeakers, and the LED/IR board.
3. **Do NOT forget** to unplug the LVDS connector from the SSB. **Important:** Be careful, as this is a fragile connector!
4. Remove T10 parker screws [2] on the top and bottom of the central sub-frame.
5. Remove the T20 panel fixation screws [3]. Note that the number of these screws can vary, depending on the screensize.
6. Lift the complete central sub-frame from the set [4] (incl. the PSU, SSB, and Side I/O boards and wiring).
7. After removing the sub-frame, the LCD panel can be lifted from the front cabinet.




H_17370_042.eps
090807

Figure 4-17 LCD panel (1/3)



H_17370_046.eps
090807

Figure 4-18 LCD panel (2/3)



H_17370_047.eps
090807

Figure 4-19 LCD panel (3/3)

4.4 Set Re-assembly

To re-assemble the whole set, execute all processes in reverse order.

Notes:

- While re-assembling, make sure that all cables are placed and connected in their original position. See figure "Cable dressing".
- Pay special attention not to damage the EMC foams. Ensure that EMC foams are mounted correctly (one is located above the LVDS connector on the display, between the LCD display and the metal sub-frame).

5. Service Modes, Error Codes, and Fault Finding

Index of this chapter:

- 5.1 Test Points
- 5.2 Service Modes
- 5.3 Service Tools
- 5.4 Error Codes
- 5.5 The Blinking LED Procedure
- 5.6 Software Upgrading
- 5.7 Fault Finding and Repair Tips

5.1 Test Points

In the chassis schematics and layout overviews, the test points (Fxxx) are mentioned. In the schematics, test points are indicated with a rectangular box around "Fxxx" or "Ixxx", in the layout overviews with a "half-moon" sign.

As most signals are digital, it will be difficult to measure waveforms with a standard oscilloscope. Several key ICs are capable of generating test patterns, which can be controlled via ComPair. In this way it is possible to determine which part is defective.

Perform measurements under the following conditions:

- Service Default Mode.
- Video: Colour bar signal.
- Audio: 3 kHz left, 1 kHz right.

5.2 Service Modes

The Service Mode feature is split into four parts:

- Service Default Mode (SDM).
- Service Alignment Mode (SAM).
- Customer Service Mode (CSM) and Digital Customer Service Mode (DCSM).
- Computer Aided Repair Mode (ComPair).

SDM and SAM offer features, which can be used by the Service engineer to repair/align a TV set. Some features are:

- A pre-defined situation to ensure measurements can be made under uniform conditions (SDM).
- Activates the blinking LED procedure for error identification when no picture is available (SDM).
- The possibility to overrule software protections when SDM was entered via the Service pins.
- Make alignments (e.g. white tone), (de)select options, enter options codes, reset the error buffer (SAM).
- Display information ("SDM" or "SAM" indication in upper right corner of screen, error buffer, software version, operating hours, options and option codes, sub menus).

The (D)CSM is a Service Mode that can be enabled by the consumer. The CSM displays diagnosis information, which the customer can forward to the dealer or call centre. In CSM mode, "CSM", is displayed in the top right corner of the screen. The information provided in CSM and the purpose of CSM is to:

- Increase the home repair hit rate.
- Decrease the number of nuisance calls.
- Solved customers' problem without home visit.

ComPair Mode is used for communication between a computer and a TV on I2C /UART level and can be used by a Service engineer to quickly diagnose the TV set by reading out error codes, read and write in NVMs, communicate with ICs and the uP (PWM, registers, etc.), and by making use of a fault finding database. It will also be possible to up and download the software of the TV set via I2C with help of ComPair. To do this, ComPair has to be connected to the TV set via the ComPair connector, which will be accessible through the rear of the set (without removing the rear cover).

5.2.1 General

Some items are applicable to all Service Modes or are general. These are listed below.

Life Timer

During the life time cycle of the TV set, a timer is kept. It counts the normal operation hours (not the Stand-by hours). The actual value of the timer is displayed in SDM and CSM in a decimal value. Every two soft-resets increase the hour by +1.

Software Identification, Version, and Cluster

The software ID, version, and cluster will be shown in the main menu display of SDM, SAM, and CSM.

The screen will show: "AAAABCD X.YY", where:

- **AAAA** is the chassis name: LC71 for analogue range (non-DVB), LC72 for digital range (DVB).
- **B** is the region indication: E= Europe, A= AP/China, U= NAFTA, L= LATAM.
- **C** is the display indication: L= LCD, P= Plasma.
- **D** is the language/feature indication: 1= standard, H= 1080p full HD.
- **X** is the main version number: this is updated with a major change of specification (incompatible with the previous software version). Numbering will go from 1 - 9 and A - Z.
 - If the main version number changes, the new version number is written in the NVM.
 - If the main version number changes, the default settings are loaded.
- **YY** is the sub version number: this is updated with a minor change (backwards compatible with the previous versions) Numbering will go from 00 - 99.
 - If the sub version number changes, the new version number is written in the NVM.
 - If the NVM is fresh, the software identification, version, and cluster will be written to NVM.

Display Option Code Selection

When after an SSB or display exchange, the display option code is not set properly, it will result in a TV with "no display". Therefore, **it is required** to set this display option code after such a repair.

To do so, press the following key sequence on a standard RC transmitter: "062598" directly followed by **MENU** and "xxx", where "xxx" is a 3 digit decimal value of the panel type: see column "Panel Code" in table "Option Codes OP1...OP7" (ch. 8), or see sticker on the side/bottom of the cabinet. When the value is accepted and stored in NVM, the set will switch to Stand-by, to indicate that the process has been completed.

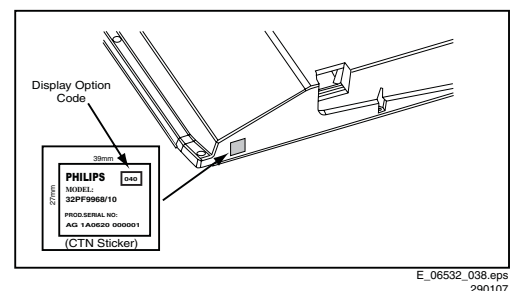


Figure 5-1 Location of Display Option Code sticker

During this algorithm, the NVM-content must be filtered, because several items in the NVM are TV-related and not SSB-related (e.g. Model and Prod. S/N). Therefore, "Model" and "Prod. S/N" data is changed into "See Type Plate". In case a call centre or consumer reads "See Type Plate" in CSM mode, he needs to look to the side/bottom sticker to identify the set, for further actions.

5.2.2 Service Default Mode (SDM)

Purpose

Set the TV in SDM mode in order to be able to:

- Create a pre-defined setting for measurements to be made.
- Override software protections.
- Start the blinking LED procedure.
- Read the error buffer.
- Check the life timer.

Specifications

Table 5-1 SDM default settings

Region	Freq. (MHz)	Default syst.
Europe (except France), AP-PAL/-Multi	475.25	PAL B/G
France		SECAM L
NAFTA, AP-NTSC	61.25 (channel 3)	NTSC M
LATAM		PAL M


- Set linear video and audio settings to 50%, but volume to 25%. Stored user settings are not affected.
- All service-unfriendly modes (if present) are disabled, since they interfere with diagnosing/repairing a set. These service unfriendly modes are:
 - (Sleep) timer.
 - Blue mute/Wall paper.
 - Auto switch “off” (when there is no “ident” signal).
 - Hotel or hospital mode.
 - Child lock or parental lock (manual or via V-chip).
 - Skipping, blanking of “Not favourite”, “Skipped” or “Locked” presets/channels.
 - Automatic storing of Personal Preset or Last Status settings.
 - Automatic user menu time-out (menu switches back/ OFF automatically.
 - Auto Volume levelling (AVL).

How to Activate

To activate SDM, use **one** of the following methods:

- Press the following key sequence on the remote control transmitter: **“062596”** directly followed by the **MENU** button (do not allow the display to time out between entries while keying the sequence).
- Short one of the “Service” jumpers on the TV board during cold start (see Figures “Service jumper”). Then press the mains button (remove the short after start-up).

Caution: Activating SDM by shorting “Service” jumpers will override the DC speaker protection (error 1), the General I2C error (error 4), and the Trident video processor error (error 5). When doing this, the service-technician must know exactly what he is doing, as it could damage the television set.




H_17370_048.eps
080807

Figure 5-2 Service jumper (SSB component side)

On Screen Menu

After activating SDM, the following screen is visible, with SDM in the upper right corner of the screen to indicate that the television is in Service Default Mode.



G_16860_030.eps
260107

Figure 5-3 SDM menu

Menu explanation:

- **HHHHH:** Are the operating hours (in decimal).
- **AAAABCD-X.YY:** See paragraph “Service Modes” -> “General” -> “Software Identification, Version, and Cluster” for the SW name definition.
- **SDM:** The character “SDM” to indicate that the TV set is in Service mode.
- **ERR:** Shows all errors detected since the last time the buffer was erased. Five errors possible.
- **OP:** Used to read-out the option bytes. See “Options” in the Alignments section for a detailed description. Seven codes are possible.

How to Navigate

As this mode is read only, there is not much to navigate. To switch to other modes, use one of the following methods:

- Command MENU from the user remote will enter the normal user menu (brightness, contrast, colour, etc...) with “SDM” OSD remaining, and pressing MENU key again will return to the last status of SDM again.
- To prevent the OSD from interfering with measurements in SDM, command “OSD” (“STATUS” for NAFTA and LATAM) from the user remote will toggle the OSD “on/off” with “SDM” OSD remaining always “on”.
- Press the following key sequence on the remote control transmitter: **“062596”** directly followed by the **OSD/i+** button to switch to SAM (do not allow the display to time out between entries while keying the sequence).

How to Exit

Switch the set to STANDBY by pressing the mains button on the remote control transmitter or on the television set. If you switch the television set “off” by removing the mains (i.e., unplugging the television), the television set will remain in SDM when mains is re-applied, and the error buffer is not cleared. The error buffer will only be cleared when the “clear” command is used in the SAM menu.

Note:

- If the TV is switched “off” by a power interrupt while in SDM, the TV will show up in the last status of SDM menu as soon as the power is supplied again. The error buffer will not be cleared.
- In case the set is in Factory mode by accident (with “F” displayed on screen), by pressing and hold “VOL-“ and “CH-“ together should leave Factory mode.

5.2.3 Service Alignment Mode (SAM)

Purpose

- To change option settings.
- To display / clear the error code buffer.
- To perform alignments.

Specifications

- Operation hours counter (maximum five digits displayed).
- Software version, error codes, and option settings display.
- Error buffer clearing.
- Option settings.
- Software alignments (Tuner, White Tone, and Audio).
- NVM Editor.
- ComPair Mode switching.
- Set the screen mode to full screen (all contents on screen are viewable).

How to Activate

To activate SAM, use one of the following methods:

- Press the following key sequence on the remote control transmitter: "062596" directly followed by the **OSD/STATUS/INFO/i+** button (it depends on region which button is present on the RC). Do not allow the display to time out between entries while keying the sequence.
- Or via ComPair.

After entering SAM, the following screen is visible, with SAM in the upper right corner of the screen to indicate that the television is in Service Alignment Mode.

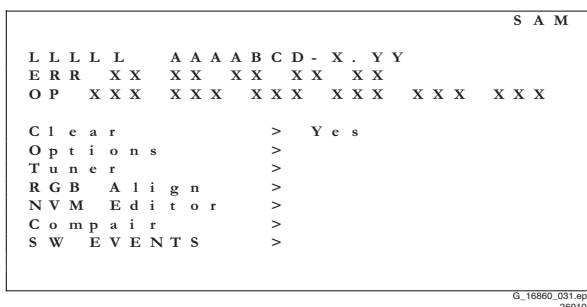


Figure 5-4 SAM menu

Menu explanation:

1. **LLLLL**. This represents the run timer. The run timer counts normal operation hours, but does not count Stand-by hours.
2. **AAAABCD-X.YY**. See paragraph "Service Modes" -> "General" -> "Software Identification, Version, and Cluster" for the SW name definition.
3. **SAM**. Indication of the Service Alignment Mode.
4. **ERR (ERRor buffer)**. Shows all errors detected since the last time the buffer was erased. Five errors possible.
5. **OP (Option Bytes)**. Used to read-out the option bytes. See "Options" in the Alignments section for a detailed description. Seven codes are possible.
6. **Clear**. Erases the contents of the error buffer. Select the CLEAR menu item and press the MENU RIGHT key. The content of the error buffer is cleared.
7. **Options**. Used to set the option bits. See "Options" in the "Alignments" chapter for a detailed description.
8. **Tuner**. Used to align the tuner. See "Tuner" in the "Alignments" chapter for a detailed description.
9. **RGB Align**. Used to align the White Tone. See "White Tone" in the "Alignments" chapter for a detailed description.
10. **NVM Editor**. Can be used to change the NVM data in the television set. See also paragraph "Fault Finding and Repair Tips" further on.
11. **ComPair**. Can be used to switch the television to "In Application Programming" mode (IAP), for software

uploading via ComPair. Read paragraph "Service Tools" -> "ComPair". **Caution:** When this mode is selected without ComPair connected, the TV will be blocked. Remove the AC power to reset the TV.

12. **SW Events**. Only to be used by development to monitor SW behaviour during stress test.

How to Navigate

- In the SAM menu, select menu items with the MENU UP/DOWN keys on the remote control transmitter. The selected item will be indicated. When not all menu items fit on the screen, use the MENU UP/DOWN keys to display the next / previous menu items.
- With the MENU LEFT/RIGHT keys, it is possible to:
 - Activate the selected menu item.
 - Change the value of the selected menu item.
 - Activate the selected sub menu.
- When you press the MENU button twice while in top level SAM, the set will switch to the normal user menu (with the SAM mode still active in the background). To return to the SAM menu press the MENU button.
- Command "OSD/i+" key from the user remote will toggle the OSD "on/off" with "SAM" OSD remaining always "on".
- Press the following key sequence on the remote control transmitter: "062596" directly followed by the **MENU** button to switch to SDM (do not allow the display to time out between entries while keying the sequence).

How to Store SAM Settings

To store the settings changed in SAM mode (except the OPTIONS settings), leave the top level SAM menu by using the POWER button on the remote control transmitter or the television set.

How to Exit

Switch the set to STANDBY by pressing the mains button on the remote control transmitter or the television set.

Note:

- When the TV is switched "off" by a power interrupt while in SAM, the TV will show up in "normal operation mode" as soon as the power is supplied again. The error buffer will not be cleared.
- In case the set is in Factory mode by accident (with "F" displayed on screen), by pressing and hold "VOL-" and "CH-" together should leave Factory mode.

5.2.4 Customer Service Mode (CSM)

Purpose

The Customer Service Mode shows error codes and information on the TV's operation settings. A call centre can instruct the customer (by telephone) to enter CSM in order to identify the status of the set. This helps them to diagnose problems and failures in the TV before making a service call. The CSM is a read-only mode; therefore, modifications are not possible in this mode.

Specifications

- Ignore "Service unfriendly modes".
- Line number for every line (to make CSM language independent).
- Set the screen mode to full screen (all contents on screen are viewable).
- After leaving the Customer Service Mode, the original settings are restored.
- Possibility to use "CH+" or "CH-" for channel surfing, or enter the specific channel number on the RC.

How to Activate

To activate CSM, press the following key sequence on the remote control transmitter: "123654" (do not allow the display to time out between entries while keying the sequence).

Upon entering the Customer Service Mode, the following screen will appear:




Figure 5-5 CSM menu -1- (example)

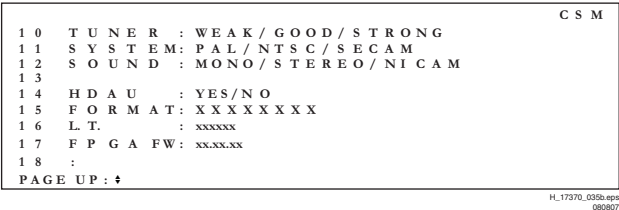


Figure 5-6 CSM menu -2- (example)

Menu Explanation

1. **MODEL.** Type number, e.g. 32PFL7762D/05. (*)
2. **PROD S/N.** Product serial no., e.g. AG1A0712123456. (*)
3. **SW ID.** Software cluster and version is displayed.
4. **OP.** Option code information.
5. **CODES.** Error buffer contents.
6. **SSB.** Indication of the SSB factory ID (= 12nc). (*)
7. **NVM.** The NVM software version no.
8. **Flash Data.** PQ (picture quality) and AQ (audio quality) data version. This is a sub set of the main SW.
9. **DISPLAY.** Indication of the display ID (=12 nc).
10. **TUNER.** Indicates the tuner signal condition: "Weak" when signal falls below threshold value, "Medium" when signal is at mid-range, and "Strong" when signal falls above threshold value.
11. **SYSTEM.** Gives information about the video system of the selected transmitter (PAL/SECAM/NTSC).
12. **SOUND.** Gives information about the audio system of the selected transmitter (MONO/STEREO/NICAM).
13. n.a.
14. **HDAU.** HDMI audio stream detection. "YES" means audio stream detected. "NO" means no audio stream present. Only displayed when HDMI source is selected.
15. **FORMAT.** Gives information about the video format of the selected transmitter (480i/480p/720p/1080i).
16. **L.T.** (LIFE TIMER). Operating hours indication.
17. **FPGA FW.** Only applicable to sets with an FPGA.
18. **Reserved.**

(*) If an NVM IC is replaced or initialised, the Model Number, Serial Number, and SSB Code Number must be re-written to the NVM. ComPair will foresee in a possibility to do this.

How to Exit

To exit CSM, use one of the following methods:

- Press the MENU button twice, or POWER button on the remote control transmitter.
- Press the POWER button on the television set.

5.2.5 Digital Customer Service Mode (DCSM)

Purpose

The Digital Customer Service Mode shows error codes and information on the IBO Zapper module (DVB reception part) operation settings. The call centre can instruct the customer to activate DCSM by telephone and read off the information displayed. This helps the call centre to diagnose problems and failures in the IBO Zapper module before making a service call. The DCSM is a read-only mode; therefore, modifications are not possible in this mode.

How to Activate

To activate the DCSM, put the television in its digital mode (via the "A/D" button on the remote control).

1. Press the "Digital Menu" button on the remote control to activate the digital user menu (called "Setup").
2. Activate the "Information" sub menu (via the "down" and "right" cursor buttons).
3. In the "Information" sub menu, press the following key sequence on the remote control to activate the DCSM: **"GREEN RED YELLOW 9 7 5 9"** (do not allow the display to time out between entries while keying this sequence). Then, the "Service menu" will appear (see figures below).

Alternative method to activate DCSM: press key sequence **"123654"** on the remote control transmitter while in digital mode (do not allow the display to time out between entries while keying the sequence). Then, the "Service menu" will appear (see figures below).

Menu explanation

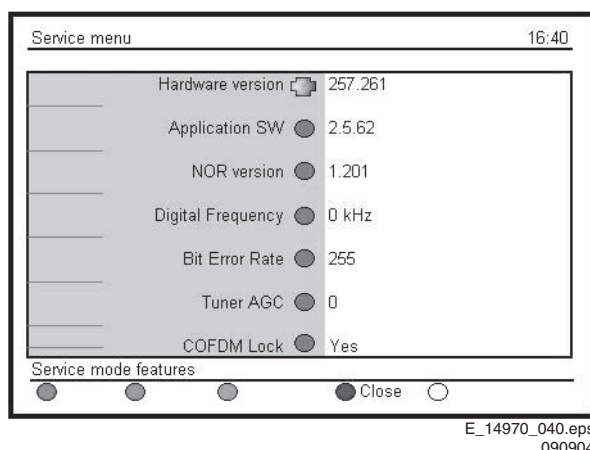


Figure 5-7 DCSM menu - 1

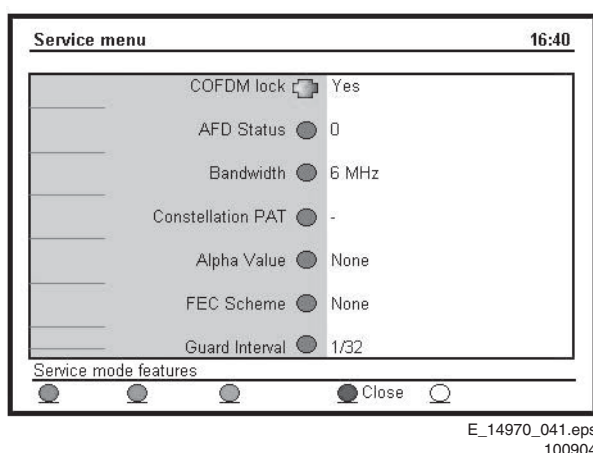


Figure 5-8 DCSM menu - 2

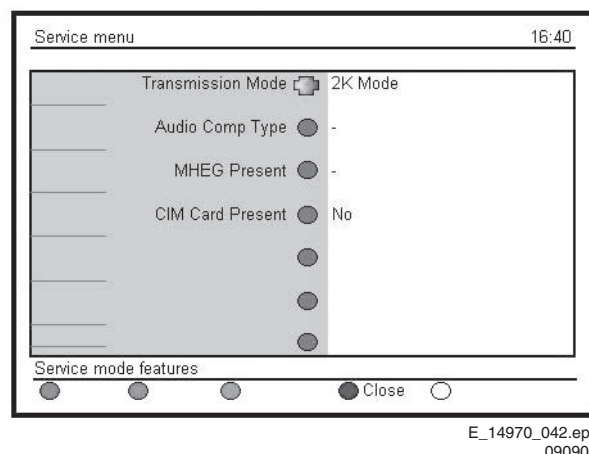


Figure 5-9 DCSM menu - 3

1. **Hardware version:** This indicates the version of the IBO Zapper module hardware.
2. **Application SW:** The application software version.
3. **NOR Version:** The NOR Flash image software version
4. **Digital Frequency:** The digital frequency that the set is tuned to.
5. **Bit Error Rate:** The error rate measured before the error correction algorithm circuitry. (this value gives an impression of the received signal)
6. **Tuner AGC:** Tuner AGC value.
7. **COFDM Lock:** Indication if COFDM decoder is locked.
8. **AFD Status:** Status of the Active Picture Format Descriptor.
9. **Terrestrial Delivery System Parameters:**
 - **Bandwidth:** Bandwidth of the received signal.
 - **Constellation Pattern:** Displays the signal constellation.
 - **Alpha Value:** Displays the Alpha Value.
 - **FEC Scheme:** Displays the Forward Error Correcting Scheme
 - **Guard Interval:** Displays the value for the Guard Interval.
 - **Transmission Mode:** Displays the Transmission Mode.
10. **Audio Comp Type:** Type of detected audio stream.
11. **MHEG Present:** Indicates if MHEG is present or not.
12. **CIM Card Present:** Indicates if CIM card is present or not.

How to exit

Press the **BLUE** button on the Remote Control to exit DCSM.

5.3 Service Tools

5.3.1 ComPair

Introduction

ComPair (Computer Aided Repair) is a Service tool for Philips Consumer Electronics products. and offers the following:

1. ComPair helps you to quickly get an understanding on how to repair the chassis in a short and effective way.
2. ComPair allows very detailed diagnostics and is therefore capable of accurately indicating problem areas. You do not have to know anything about I2C or UART commands yourself, because ComPair takes care of this.
3. ComPair speeds up the repair time since it can automatically communicate with the chassis (when the uP is working) and all repair information is directly available.
4. ComPair features TV software up possibilities.

Specifications

ComPair consists of a Windows based fault finding program and an interface box between PC and the (defective) product. The (new) ComPair II interface box is connected **to the PC** via an USB cable. For the TV chassis, the ComPair interface box and the TV communicate via a bi-directional cable via the service connector(s).

How to Connect

This is described in the ComPair chassis fault finding database.

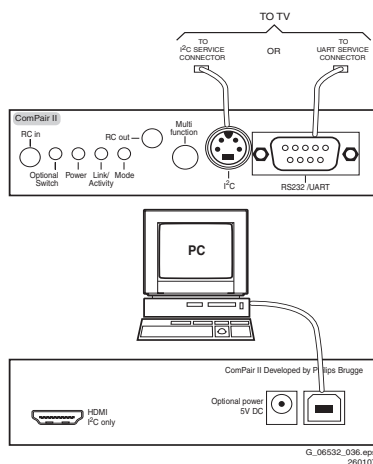


Figure 5-10 ComPair II interface connection

Caution: It is compulsory to connect the TV to the PC as shown in the picture above (with the ComPair interface in between), as the ComPair interface acts as a level shifter. If one connects the TV directly to the PC (via UART), ICs will be blown!

How to Order

ComPair II order codes:

- ComPair II interface: 3122 785 91020.
- ComPair32 CD (update): 3122 785 60160.
- ComPair I²C interface cable: 3122 785 90004 (to be used with chassis L01, A02, A10, EMX, ...).
- ComPair I²C interface extension cable: 3139 131 03791 (to be used with chassis L01, A02, A10, L04, LC4, LC7.1, LC7.2).
- ComPair UART interface cable: 3122 785 90630 (to be used with chassis LC4, EJ3, BJ2, BL2, BP2, ...).
- ComPair RS232 cable: 3104 311 12742 (to be used with chassis Q52x).
- ComPair I²C adapter cable: 3122 785 90004 (to be used with chassis TPM1.xA).
- ComPair I²C interface cable: 9965 100 07325 (to be used with chassis LC7.5).

- ComPair UART interface cable: 3138 188 75051 (to be used with chassis LC7.5).

Note: If you encounter any problems, contact your local support desk.

5.3.2 LVDS Tool

Support of the LVDS Tool has been discontinued.

5.4 Error Codes

5.4.1 Introduction

Error codes are required to indicate failures in the TV set. In principle a unique error code is available for every:

- Activated protection.
- Failing I2C device.
- General I2C error.
- SDRAM failure.

The last five errors, stored in the NVM, are shown in the Service menu's. This is called the error buffer. The error code buffer contains all errors detected since the last time the buffer was erased. The buffer is written from left to right. When an error occurs that is not yet in the error code buffer, it is displayed at the left side and all other errors shift one position to the right.

An error will be added to the buffer if this error differs from any error in the buffer. The last found error is displayed on the left.

An error with a designated error code may **never** lead to a deadlock situation. This means that it must always be diagnosable (e.g. error buffer via OSD or blinking LED procedure, ComPair to read from the NVM).

In case a failure identified by an error code automatically results in other error codes (cause and effect), only the error code of the MAIN failure is displayed.

Example: In case of a failure of the I2C bus (CAUSE), the error code for a "General I2C failure" and "Protection errors" is displayed. The error codes for the single devices (EFFECT) is not displayed. All error codes are stored in the same error buffer (TV's NVM) except when the NVM itself is defective.

5.4.2 How to Read the Error Buffer

You can read the error buffer in 3 ways:

- On screen via the SAM/SDM/CSM (if you have a picture).
Example:
 - ERROR: 0 0 0 0 0 : No errors detected
 - ERROR: 6 0 0 0 0 : Error code 6 is the last and only detected error
 - ERROR: 9 6 0 0 0 : Error code 6 was detected first and error code 9 is the last detected (newest) error
- Via the blinking LED procedure (when you have no picture). See "The Blinking LED Procedure".
- Via ComPair.

5.4.3 Error Codes

In case of non-intermittent faults, write down the errors present in the error buffer and clear the error buffer before you begin the repair. This ensures that old error codes are no longer present.

If possible, check the entire contents of the error buffer. In some situations, an error code is only the result of another error and not the actual cause of the problem (for example, a fault in the protection detection circuitry can also lead to a protection).

Table 5-2 Error code overview

Error code ¹⁾	Description	Item nr.	Remarks
0	No error.		
1	DC Protection of speakers.		
2	+12V protection error.		12V missing or "low".
3	Reserved.		
4	General I2C error.		note 2
5	Trident Video Processor communication error.	7C01	When Trident IC is defective, error 10 and 14 might also be reported. Trident communicates via parallel bus, not via the I2C bus. The I2C bus of Trident is only used in ComPair mode.
6	I2C error while communicating with the NVM.	7L23	The TV will not start-up due to critical data not available from the NVM, but the LED will blink the error code.
7	I2C error while communicating with the Tuner.	1101	
8	I2C error while communicating with the IF Demodulator.	7113	
9	I2C error communicating with the Sound Processor.	7411	
10	SDRAM defective.	7D01	
11	I2C error while communicating with the HDMI IC.	7N01	
12	I2C error while communicating with the MOJO PNX8314.	7H03	if applicable
13	DVB HW communication error.	7F01, 7K00, 7H03	if applicable
14	SDRAM defective.	7D02	
15	I2C error while communicating with the IBO COFDM channel decoder.	7F01	
16	I2C error while communicating with the IBO NVM.	7H03	
17	I2C error while communicating with FPGA	7700 or external	
18	Reserved.		(iTV)
19	Reserved.		(1080p bolt-on module)
20	I2C error while communicating with the IBO PCMCIA controller.	7K00	
21	I2C error while communicating with the HDMI mux IC	7M07	
22	I2C error while communicating with the HDMI buffer in Side A/ V Panel		
23	Reserved.		

Notes

1. Some of the error codes reported are depending on the option code configurations.
2. This error means: no I2C device is responding to the particular I2C bus. Possible causes: SCL/SDA shorted to GND, SCL shorted to SDA, or SCL/SDA open (at uP pin). The internal bus of the Trident platform should not cause the entire system to halt as such an error can be reported.

5.4.4 How to Clear the Error Buffer

The error code buffer is cleared in the following cases:

- By using the CLEAR command in the SAM menu:
 - To enter SAM, press the following key sequence on the remote control transmitter: "062596" directly followed by the OSD/i+ button (do not allow the display to time out between entries while keying the sequence).
 - Make sure the menu item CLEAR is selected. Use the MENU UP/DOWN buttons, if necessary.
 - Press the MENU RIGHT button to clear the error buffer. The text on the right side of the "CLEAR" line will change from "CLEAR?" to "CLEARED"
- If the contents of the error buffer have not changed for 50 hours, the error buffer resets automatically.

Note: If you exit SAM by disconnecting the mains from the television set, the error buffer is not reset.

5.5 The Blinking LED Procedure

5.5.1 Introduction

The software is capable of identifying different kinds of errors. Because it is possible that more than one error can occur over time, an error buffer is available, which is capable of storing the last five errors that occurred. This is useful if the OSD is not working properly.

Errors can also be displayed by the blinking LED procedure. The method is to repeatedly let the front LED pulse with as many pulses as the error code number, followed by a period of 1.5 seconds in which the LED is "off". Then this sequence is repeated.

Example (1): error code 4 will result in four times the sequence LED "on" for 0.25 seconds / LED "off" for 0.25 seconds. After this sequence, the LED will be "off" for 1.5 seconds. Any RC5 command terminates the sequence. Error code LED blinking is in red colour.

Example (2): the content of the error buffer is "12 9 6 0 0". After entering SDM, the following occurs:

- 1 long blink of 5 seconds to start the sequence,
- 12 short blinks followed by a pause of 1.5 seconds,
- 9 short blinks followed by a pause of 1.5 seconds,
- 6 short blinks followed by a pause of 1.5 seconds,
- 1 long blink of 1.5 seconds to finish the sequence,
- The sequence starts again with 12 short blinks.

5.5.2 Displaying the Entire Error Buffer

Additionally, the entire error buffer is displayed when Service Mode "SDM" is entered. In case the TV set is in protection or Stand-by: The blinking LED procedure sequence (as in SDM-mode in normal operation) must be triggered by the following RC sequence: "MUTE" "062500" "OK".

In order to avoid confusion with RC5 signal reception blinking, this blinking procedure is terminated when a RC5 command is received.

To erase the error buffer, the RC command "MUTE" "062599" "OK" can be used.

5.6 Software Upgrading

In this chassis, three SW "stacks" are used:

- TV mains SW (processor and processor NVM).
- Digital TV SW (IBO Zapper).

5.6.1 TV Main SW Upgrade

For instructions on how to upgrade the TV Main software, refer to ComPair.

5.6.2 "Digital TV" Software Upgrade

How to Upgrade Philips "Digital TV" Software (IBO Zapper):

Preparation of the Memory Device for Software Upgrade

For the procedure you will require:

1. A personal computer with web browsing capability.
2. An archive utility that supports the ZIP-format (e.g. Winzip for Windows).
3. A CompactFlash PC Card Adapter (Type II).
4. A CompactFlash (Type I) portable memory card for insertion into the PC Card Adapter. Philips recommends using Compact Flash (CF) portable memory cards with their respective PC Card Adapters (Sandisk or Kingston) with memory sizes of up to 256MB. Philips does not guarantee that other types of portable memory cards and their respective PC Card Adapters, including multi-card PC Card Adapters work on Philips Digital TV.

Note: Only FAT16-formatted portable memory is supported. NTFS & FAT32 are not supported.

Copying of Software Image Files to the Flash Device

Copy the appropriate "FCL.img" and "IBOZ.img" to the root directory of the flash device.

Verifying the Current Version of the TV Software

Before you start the software upgrade procedure, it is advised to check what the current TV software is. The current TV software version can be seen in the "System software" menu.

1. First press the "A/D" key and then the "DIGITAL MENU" key on the remote controller to access the "Setup" menu.
2. Access the "Information" menu.
3. Access the "Current software version" menu.

Example:

The menu shows "IdtvZapper_HW260.256_SW2.0.24". This means that the hardware version is "260.256" and the software version is "2.0.24".

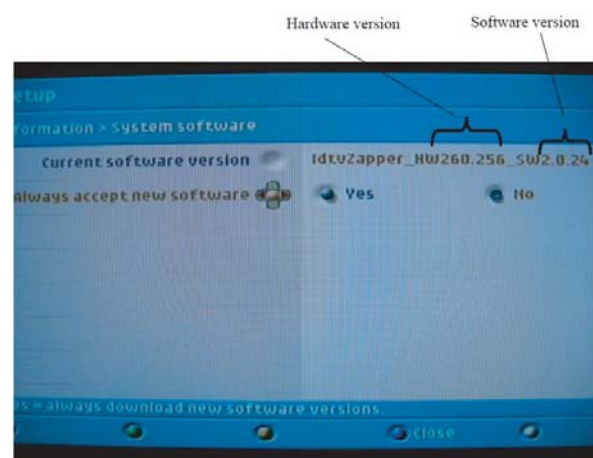


Figure 5-11 Current software version

Software Upgrade Procedure

1. Power ON your TV with the power switch at the side of the TV. Put your TV ON by using the remote controller if the TV is in Stand-by.
2. Make sure that it is in "Digital" mode (via "A/D" button).
3. Make sure that your TV is not in Stand-by. Power OFF your TV **with the power switch of the TV**.
4. Remove the Conditional Access Module (if any) from the CI-slot.
5. Insert the PC Card Adapter with the portable memory card containing the software upgrade files.
6. Switch ON your TV with the power switch at the side of the TV.
7. At start-up, the TV will scan the CI slot until it finds the update content. The TV will automatically go to the upgrade mode. After a few seconds it will display the status of the upgrade procedure.

Warnings:

Do NOT remove the memory card or the PC card adapter during the software upgrade procedure.

In case of a power drop during the upgrade procedure, don't remove the portable memory from the TV. The TV will continue the upgrade as soon as the power comes back.

Example: At start-up of the TV, the current software is erased.



Figure 5-12 Erasure of the software

If the erasure is successful, the programming will start.

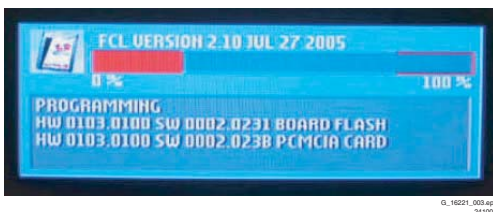


Figure 5-13 Programming of the software

Example: The programming is completed when the progress bar reaches the 100% mark.



Figure 5-14 Programming complete

The TV will reset and the screen will go blank, after a few seconds a dialogue box will occur to inform you that the current module inserted in the CI slot is not recognized. This is normal as the slot only recognizes a Conditional Access Module during normal operation.

Example: The following dialogue box will appear after the TV is upgraded successfully:

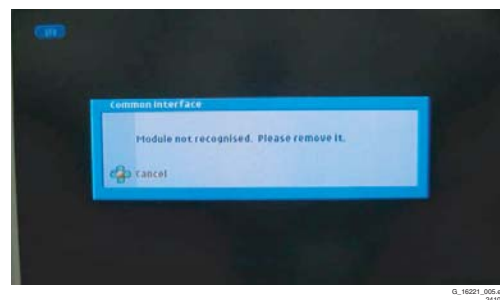


Figure 5-15 Upgrade ready

When the software upgrade has been successful, switch OFF the TV, remove the PC Card Adapter, and restart the TV with the Power switch at the side of the TV.

The TV will now start up with the new software.

Verifying that the Software Has Been Upgraded Successfully

Verify that the software is upgraded to the new version by following the procedure outlined in the section "Verifying the current version of the TV software".

5.7 Fault Finding and Repair Tips

Notes:

- It is assumed that the components are mounted correctly with correct values and no bad solder joints.
- Before any fault finding actions, check if the correct options are set.

5.7.1 NVM Editor

In some cases, it can be convenient if one directly can change the NVM contents. This can be done with the "NVM Editor" in SAM mode. With this option, single bytes can be changed.

Caution:

- Do not change the NVM settings without understanding the function of each setting, because incorrect NVM settings may seriously hamper the correct functioning of the TV set!**
- Always write down the existing NVM settings, before changing the settings. This will enable you to return to the original settings, if the new settings turn out to be incorrect.

Table 5-3 NVM editor overview

	Hex	Dec	Description
.ADR	0x000A	10	Existing value
.VAL	0x0000	0	New value
.Store	Store?		

5.7.2 Load Default NVM Values

It is possible to download default values automatically into the NVM in case a blank NVM is placed or when the NVM first 20 address contents are "FF". After the default values are downloaded, it is possible to start-up and to start aligning the TV set. To initiate a forced default download the following action has to be performed:

- Switch "off" the TV set with the mains cord disconnected from the wall outlet (it does not matter if this is from "Stand-by" or "Off" situation).
- Short-circuit the SDM jumpers on the SSB (keep short circuited).
- Press "P+" or "CH+" on the local keyboard (and keep it pressed).
- Reconnect the mains supply to the wall outlet.
- Release the "P+" or "CH+" when the set is "on" or blue LED is blinking.

When the downloading has completed successfully, the set should be into Stand-by, i.e. red LED on.

Alternative method (1):

- Go to SAM.
- Select NVM Editor.
- Select ADR (address) to 1 (dec).
- Change the VAL (value) to 170 (dec).
- Store the value.
- Do a hard reset to make sure new default values took place.

Alternative method (2):

It is also possible to upload the default values to the NVM with ComPair in case the SW is changed, the NVM is replaced with a new (empty) one, or when the NVM content is corrupted. After replacing an EEPROM (or with a defective/no EEPROM), default settings should be used to enable the set to start-up and allow the Service Default Mode and Service Alignment Mode to be accessed.

5.7.3 Start-up/Shut-down Flowcharts

Important note for DVB sets:

- When you put a DVB set into Stand-by mode **with an RC**, the set will go to "Semi Stand-by" mode for 5 minutes. This, to facilitate "Off the Air download" (OAD). If there is no activity within these 5 minutes, the set will switch to Stand-by mode. In "Semi Stand-by" mode, the LCD backlight and Audio Amplifier are turned "off" but other circuits still work as normal. The customer might think the set is in Stand-by. However, in real Stand-by mode, only the uP and the NVM are alive and all other circuits are switched "off".
- If you press **the mains switch** at the local key board in a DVB set, the set will switch to Stand-by mode.

On the next pages you will find start-up and shut-down flowcharts, which might be helpful during fault finding.

Please note that some events are only related to PDP sets, and therefore not applicable to this LCD chassis.

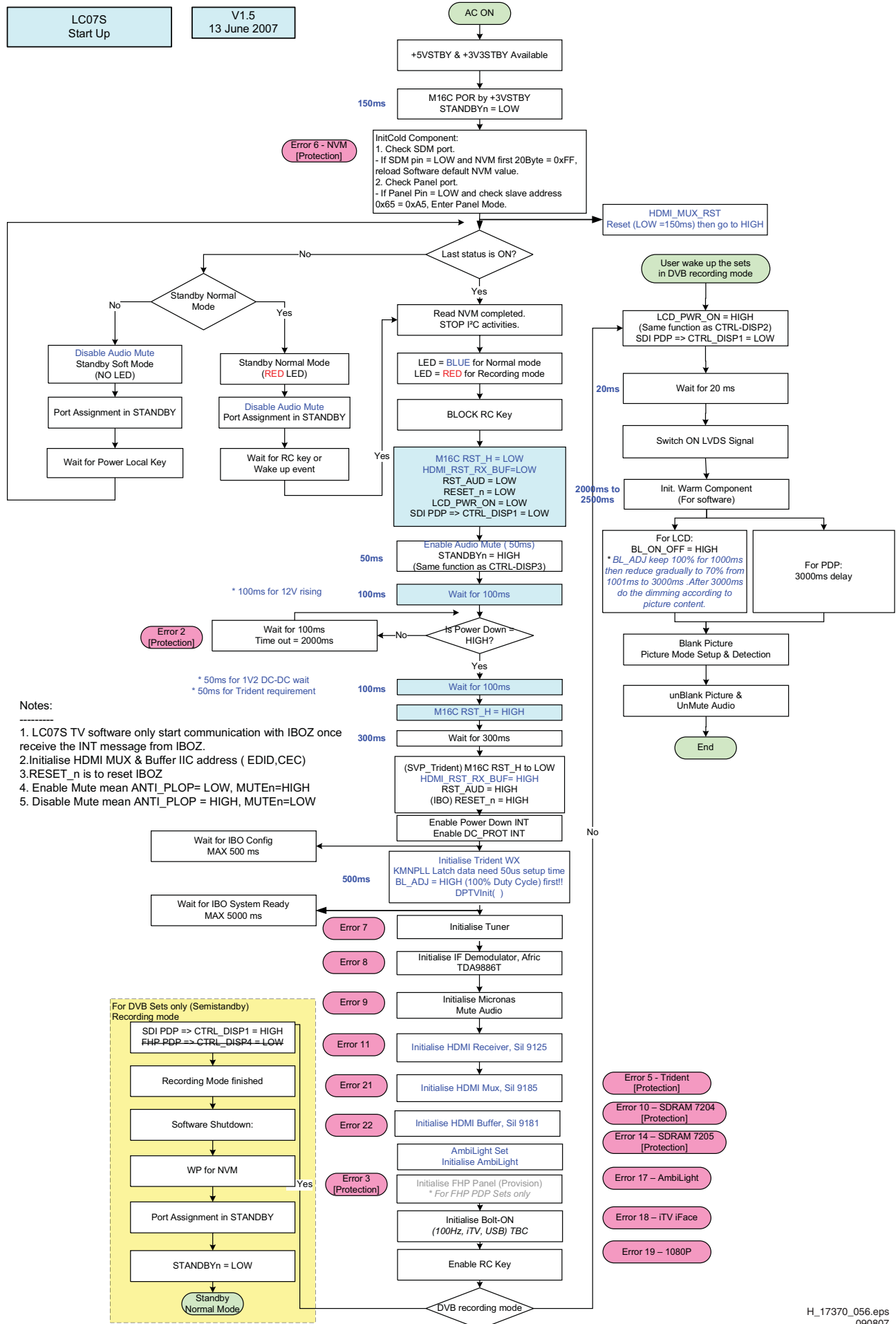


Figure 5-16 Start-up flowchart

SEMISTANDBY/ STANDBY

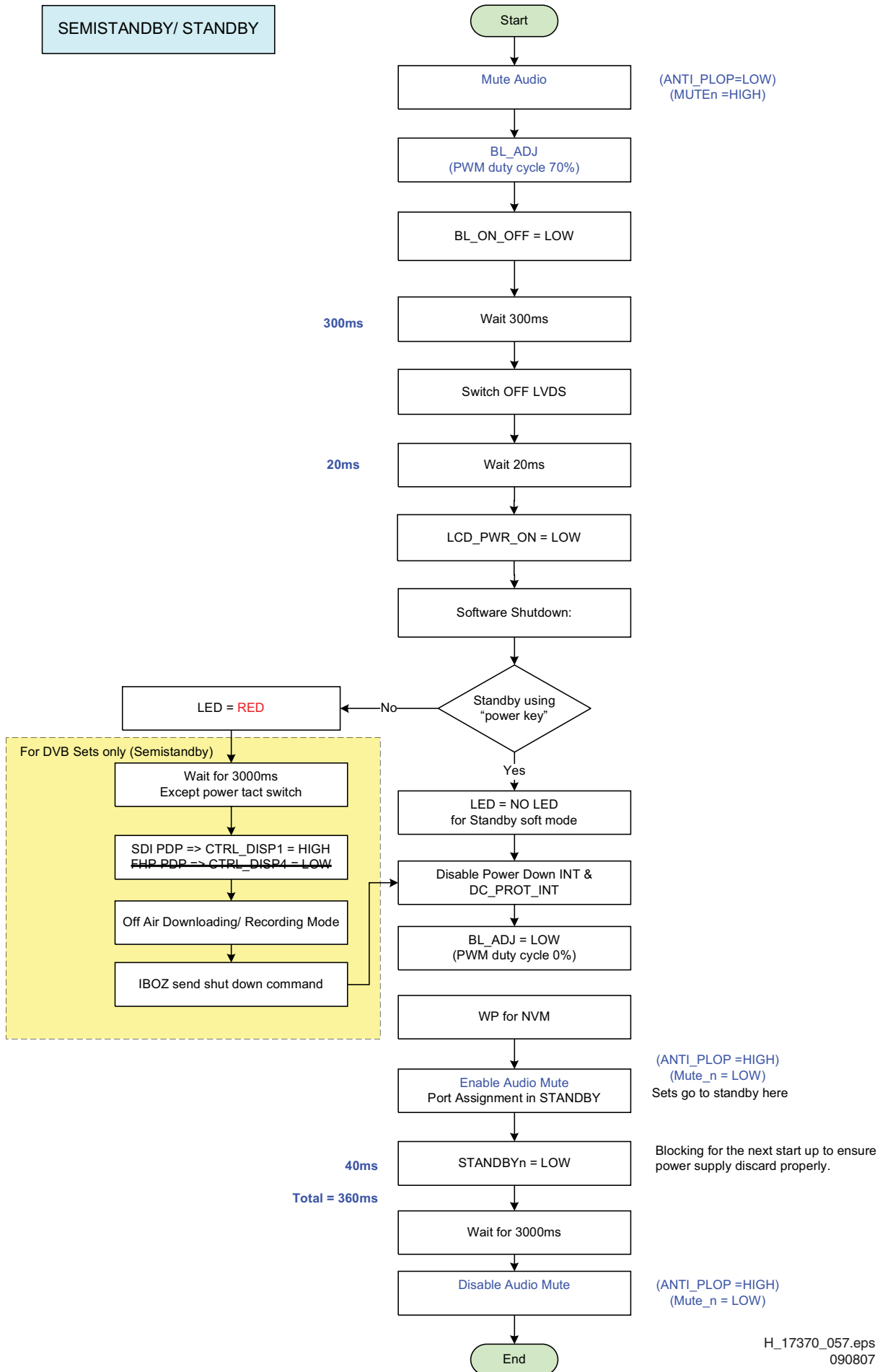
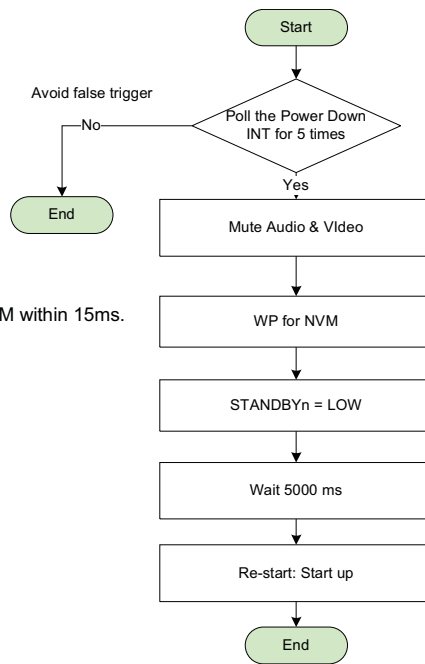


Figure 5-17 Semi Stand-by/Stand-by flowchart

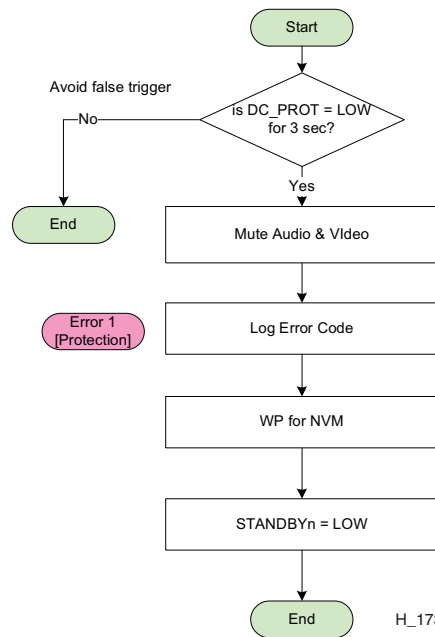
Power Down INT:
AC OFF or Transient INT

Notes:

1. Power Down INT will based on fall edge triggering
2. +3V3STBY will stay for 15ms, software must perform WP for NVM within 15ms.



DC_PROT INT



H_17370_058.eps
090807

Figure 5-18 Power Down & DC_PROT flowchart

Personal Notes:

6. Block Diagrams, Test Point Overviews, and Waveforms

Wiring Diagram



Block Diagram Supply

NOT AVAILABLE AT TIME OF PUBLISHING

Block Diagram Video

NOT AVAILABLE AT TIME OF PUBLISHING

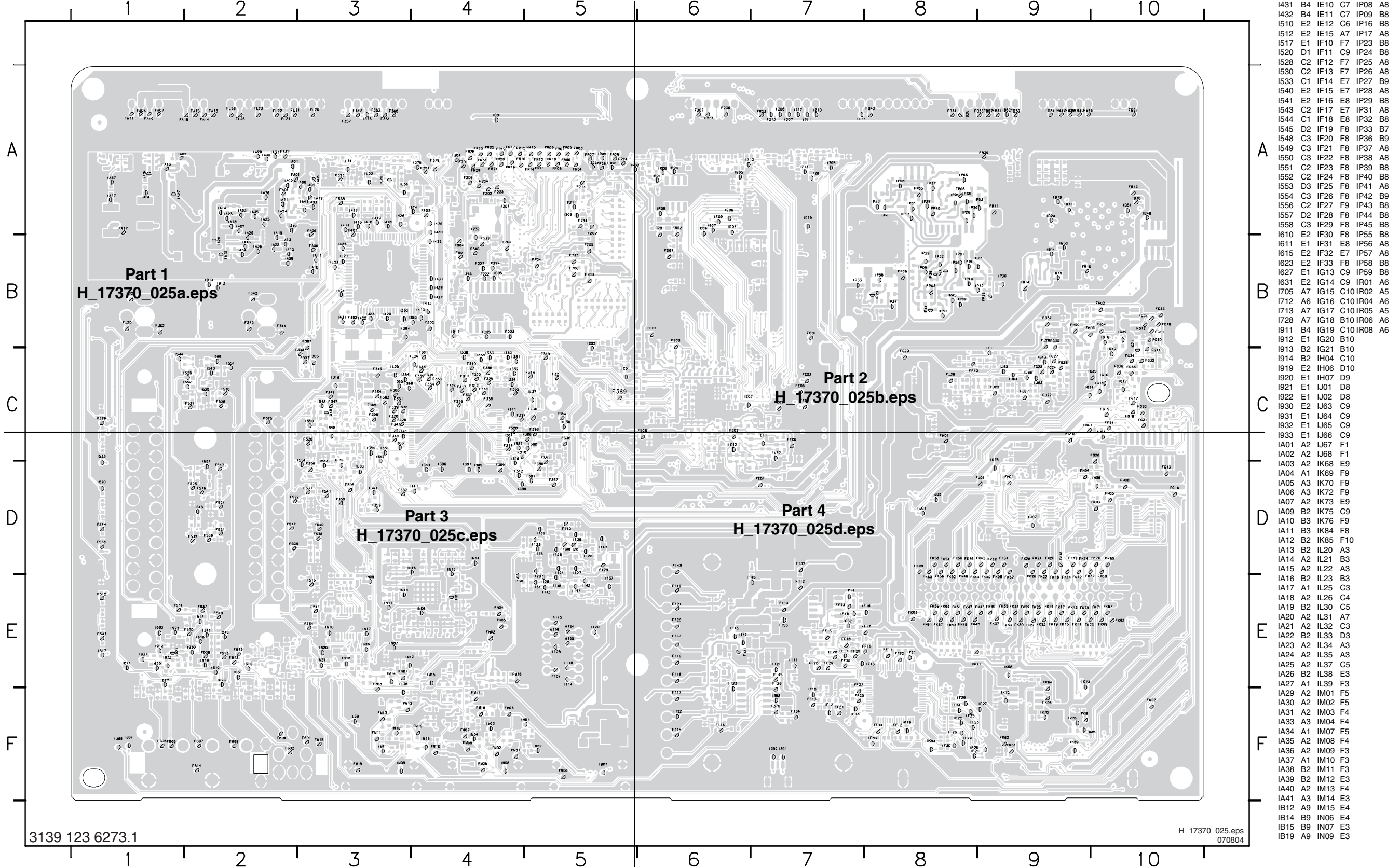
Block Diagram Audio

NOT AVAILABLE AT TIME OF PUBLISHING

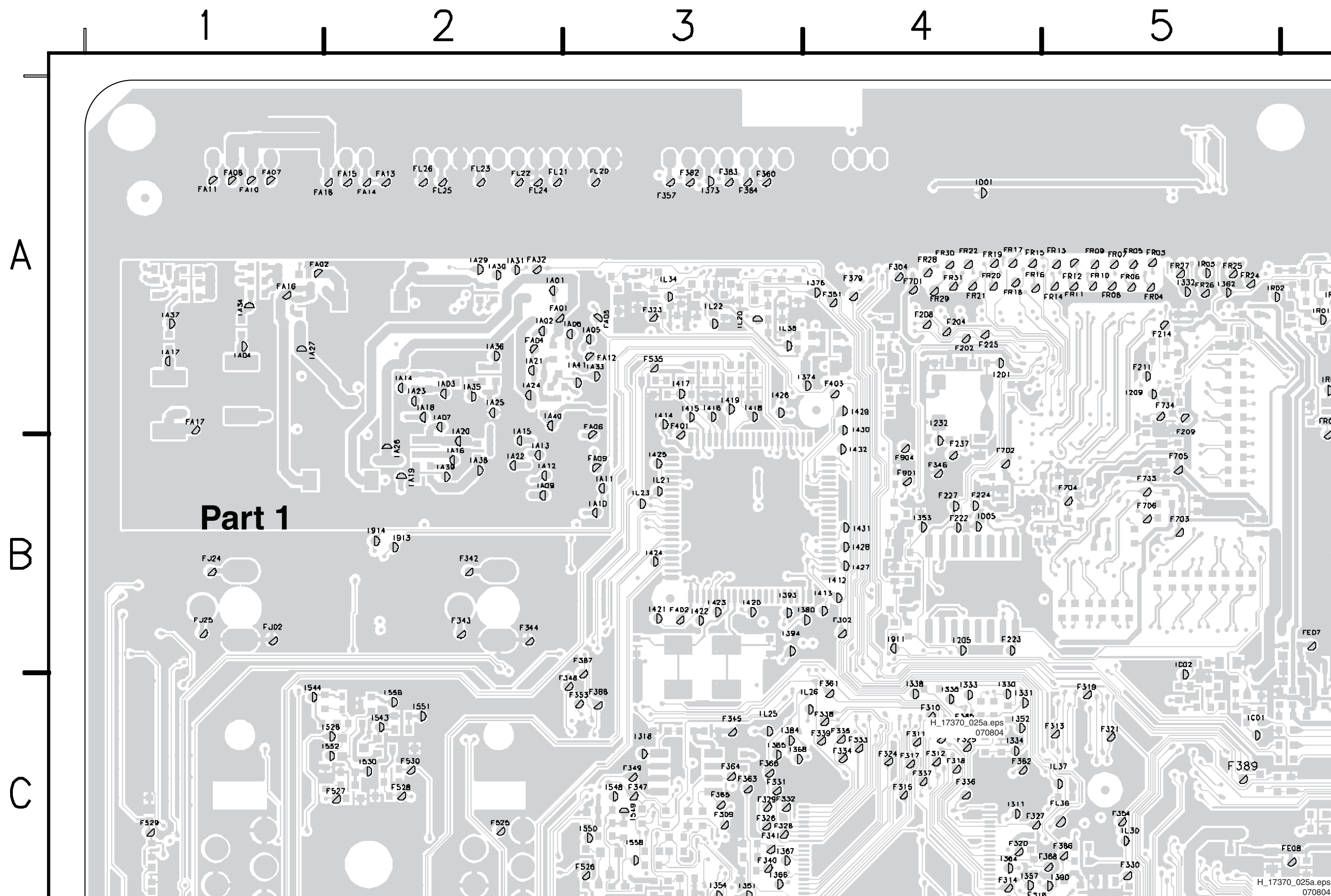
Block Diagram Control & Clock Signals

NOT AVAILABLE AT TIME OF PUBLISHING

116	E5	F129	D5	F211	A5	G312	C4	F328	C3	F344	B2	F363	C3	F387	B3	F520	D2	F537	E2	F613	E2	FAC1
116	E5	F130	D5	F214	A5	G313	C5	F329	C3	F345	C3	F364	C3	F388	C3	F521	D2	F538	D3	F614	F2	FAC2
124	E5	F131	E6	F222	B4	F314	C4	F330	C5	F346	B4	F365	C3	F389	C5	F522	D2	F539	D2	F615	F3	FAC3
125	E5	F132	D7	F223	B4	F315	C4	F331	C3	F347	C3	F366	C3	F401	A3	F523	D2	F540	D3	F701	A4	FAC4
101	E5	F133	E6	F224	B4	F316	C4	F332	C3	F348	C3	F367	D5	F402	B3	F524	D2	F541	D3	F702	B4	FAC5
112	E7	F134	F7	F225	A4	F317	C4	F333	C4	F349	C3	F368	C5	F403	A4	F525	C2	F542	D2	F703	B5	FAC6
114	E7	F140	D5	F227	B4	F318	C4	F334	C4	F350	D3	F369	D4	F510	E2	F526	C3	F543	E1	F704	B5	FAC7
115	F6	F142	E6	F236	A6	F319	C5	F335	C4	F351	A4	F370	F7	F511	E3	F527	C2	F544	D1	F705	B5	FAC8
116	F6	F143	D6	F237	B4	F320	C4	F336	C4	F352	D3	F379	A4	F512	E1	F528	C2	F601	F3	F706	B5	FAC9
117	F6	F145	E7	F302	B4	F321	C5	F337	C4	F353	C3	F380	D5	F513	E2	F529	C1	F602	F2	F733	B5	FAC10
118	F6	F201	A6	F303	E3	F322	C4	F338	C4	F354	C5	F381	C5	F514	E1	F530	C2	F604	F2	F734	A5	FAC11
119	E6	F202	A4	F304	A4	F323	A3	F339	C4	F356	D3	F382	A3	F515	E3	F531	D3	F605	F1	F901	B4	FAC12
120	E6	F204	A4	F305	D3	F324	C4	F340	C3	F357	A3	F383	A3	F516	D2	F532	D2	F607	F2	F904	B4	FAC13
121	E6	F207	A6	F309	C3	F325	C4	F341	C3	F360	A3	F384	A3	F517	D2	F534	E3	F608	F2	F901	A2	FAC14
126	E7	F208	A4	F310	C4	F326	C3	F342	B2	F361	C4	F385	C4	F518	D1	F535	A3	F609	F1	FA02	A1	FAC15
128	D5	F209	A5	F311	C4	F327	C4	F343	B2	F362	C4	F386	C5	F519	E2	F536	E2	F612	E2	FA04	A2	FAC16



Test Point Overview SSB (Part 1 Bottom Side)



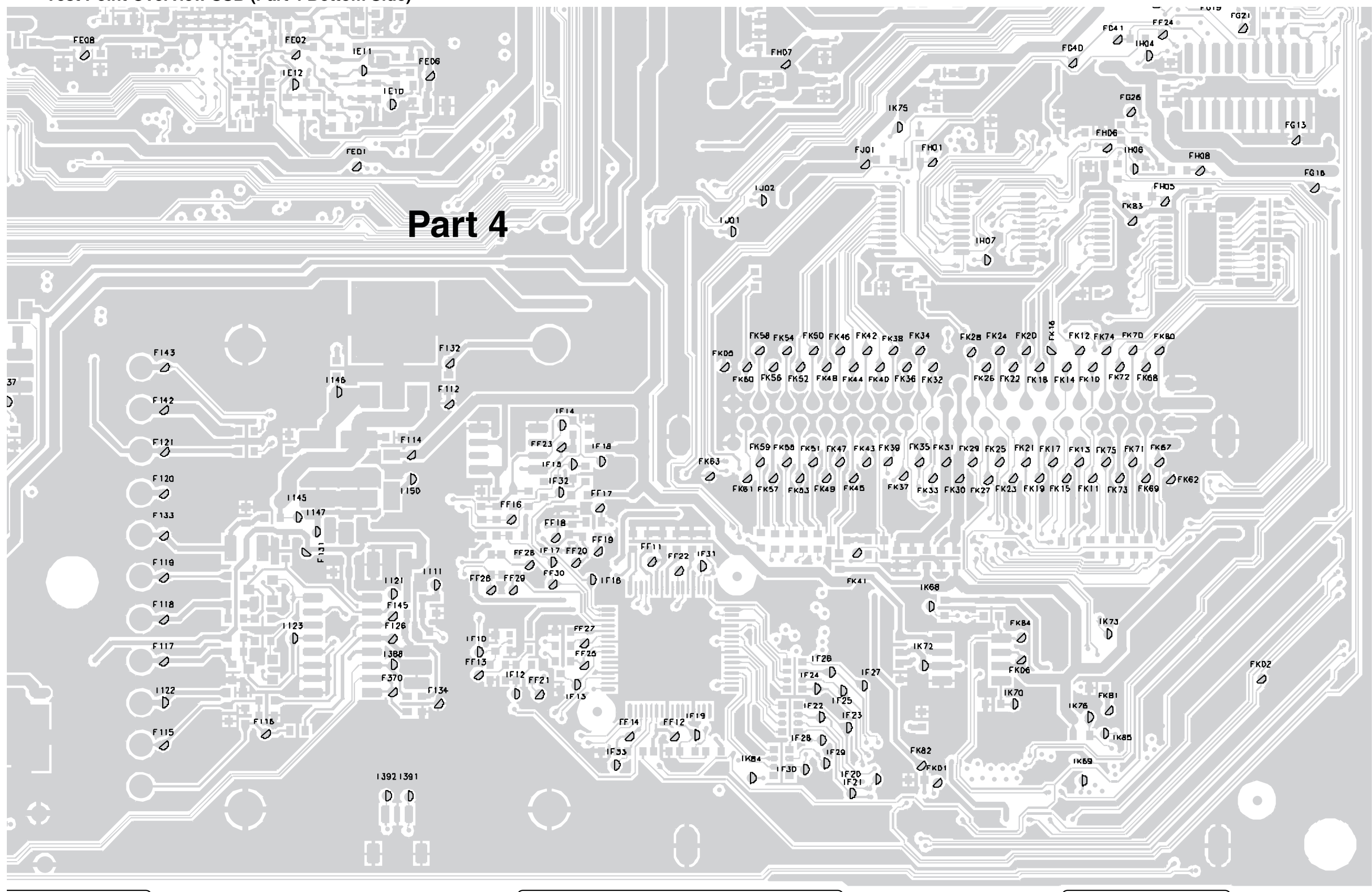
10



F



Part 4



H_17370_025d.eps
070804

6

7

8

9

10

I2C Overview

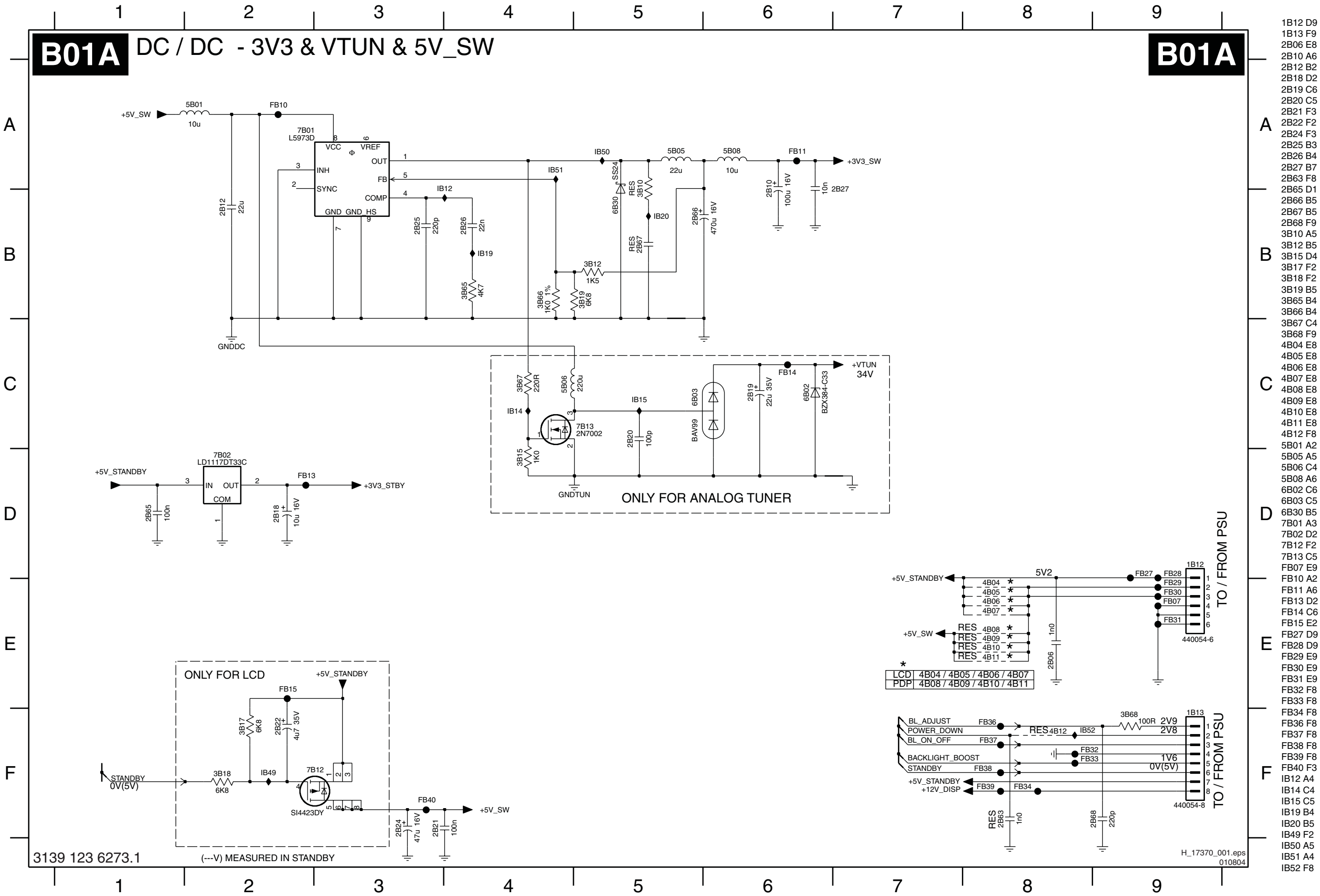
NOT AVAILABLE AT TIME OF PUBLISHING

Supply Lines Overview

NOT AVAILABLE AT TIME OF PUBLISHING

7. Circuit Diagrams and PWB Layouts

SSB: DC / DC 3V3, VTUN, & 5V_SW



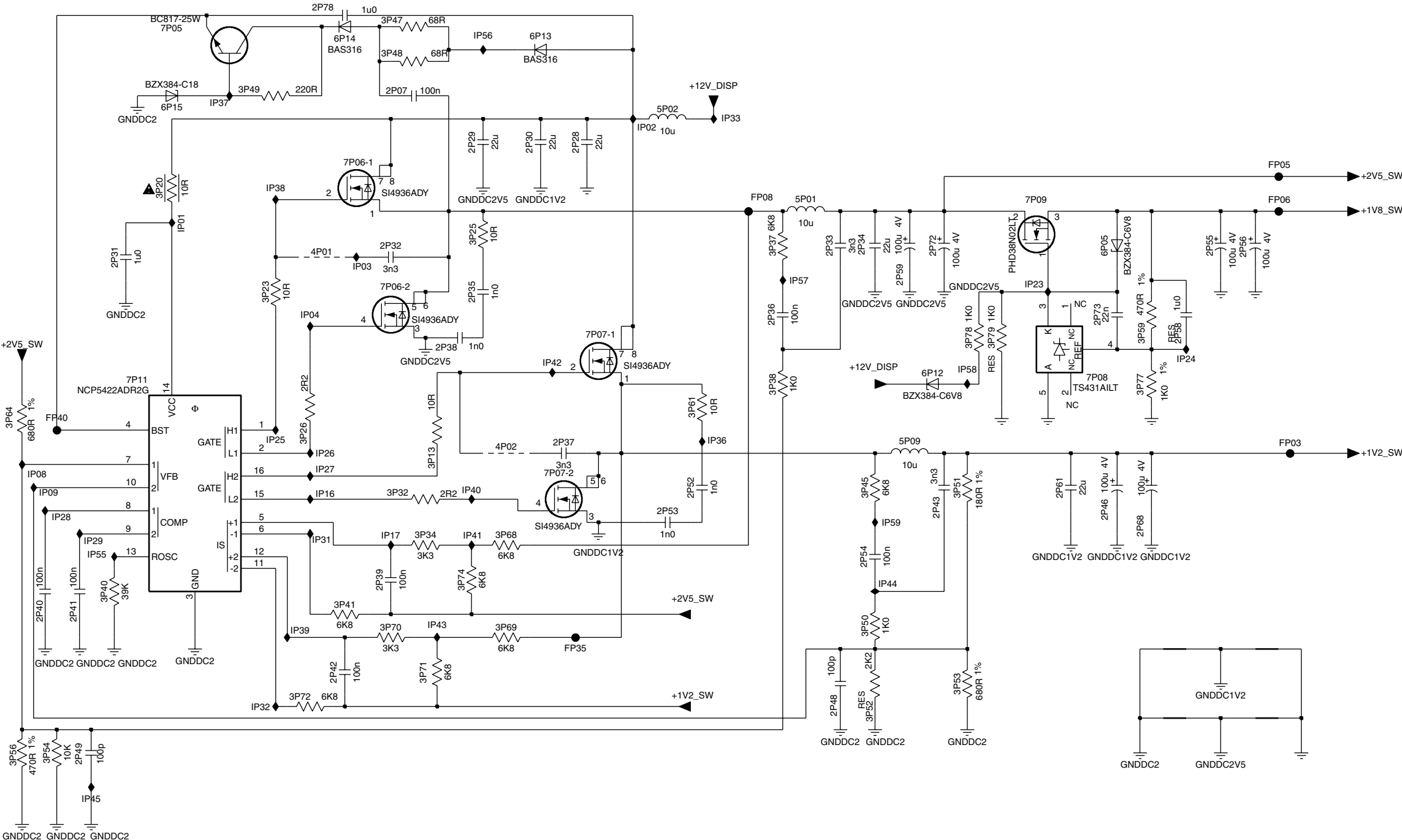
- 1B12 D9
- 1B13 F9
- 2B06 E8
- 2B10 A6
- 2B12 B2
- 2B18 D2
- 2B19 C6
- 2B20 C5
- 2B21 F3
- 2B22 F2
- 2B24 F3
- 2B25 B3
- 2B26 B4
- 2B27 B7
- 2B63 F8
- 2B65 D1
- 2B66 B5
- 2B67 B5
- 2B68 F9
- 3B10 A5
- 3B12 B5
- 3B15 D4
- 3B17 F2
- 3B18 F2
- 3B19 B5
- 3B65 B4
- 3B66 B4
- 3B67 C4
- 3B68 F9
- 4B04 E8
- 4B05 E8
- 4B06 E8
- 4B07 E8
- 4B08 E8
- 4B09 E8
- 4B10 E8
- 4B11 E8
- 4B12 F8
- 5B01 A2
- 5B05 A5
- 5B06 C4
- 5B08 A6
- 6B02 C6
- 6B03 C5
- 6B30 B5
- 7B01 A3
- 7B02 D2
- 7B12 F2
- 7B13 C5
- FB07 E9
- FB10 A2
- FB11 A6
- FB13 D2
- FB14 C6
- FB15 E2
- FB27 D9
- FB28 D9
- FB29 E9
- FB30 E9
- FB31 E9
- FB32 F8
- FB33 F8
- FB34 F8
- FB36 F8
- FB37 F8
- FB38 F8
- FB39 F8
- FB40 F3
- IB12 A4
- IB14 C4
- IB15 C5
- IB19 B4
- IB20 B5
- IB49 F2
- IB50 A5
- IB51 A4
- IB52 F8

SSB: DC / DC 1V2, 2V5, & 1V8

B01B

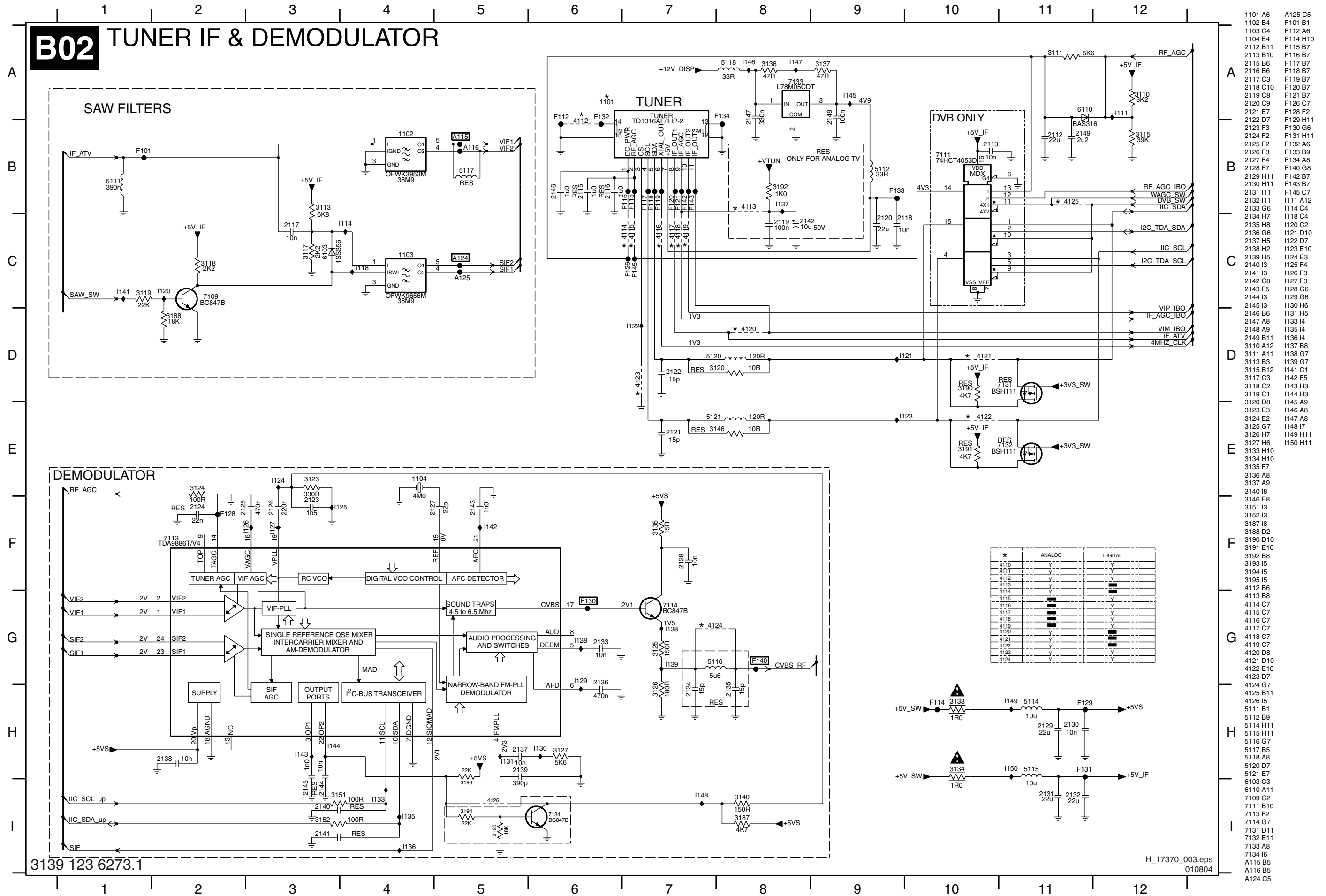
DC/DC - 1V2 & 2V5 & 1V8

B01B



- 2P07 A3
- 2P28 A4
- 2P29 A4
- 2P30 A4
- 2P31 B2
- 2P32 B3
- 2P33 B6
- 2P34 B6
- 2P35 B4
- 2P36 B6
- 2P37 C4
- 2P38 C4
- 2P39 D3
- 2P40 D1
- 2P41 D1
- 2P42 E3
- 2P43 D7
- 2P46 D8
- 2P48 E6
- 2P49 E1
- 2P52 D5
- 2P53 D5
- 2P54 D6
- 2P55 B8
- 2P56 B9
- 2P58 C8
- 2P59 B6
- 2P61 D7
- 2P68 D8
- 2P72 B7
- 2P73 B8
- 2P78 A3
- 3P13 C4
- 3P20 B2
- 3P23 B3
- 3P25 B4
- 3P26 C3
- 3P32 D3
- 3P34 D4
- 3P37 B6
- 3P38 C6
- 3P40 D2
- 3P41 D3
- 3P45 D6
- 3P47 A3
- 3P48 A3
- 3P49 A2
- 3P50 D6
- 3P51 D7
- 3P52 E6
- 3P53 E7
- 3P54 E1
- 3P56 E1
- 3P59 C8
- 3P61 C5
- 3P64 C1
- 3P68 D4
- 3P69 D4
- 3P70 D3
- 3P71 E3
- 3P72 E3
- 3P74 D4
- 3P77 C8
- 3P78 C7
- 3P79 C7
- 4P01 B3
- 4P02 C4
- 5P01 B6
- 5P02 A5
- 5P09 C7
- 6P05 B8
- 6P12 C7
- 6P13 A4
- 6P14 A3
- 6P15 A2
- 7P05 A2
- 7P06-1 B3
- 7P06-2 B3
- 7P07-1 C4
- 7P07-2 C4
- 7P08 C8
- 7P09 B7
- 7P11 C2
- FP03 C9
- FP05 B9
- FP06 B9
- FP08 B6
- FP35 E4
- FP40 C1
- IP01 B2
- IP02 A5
- IP03 B3
- IP04 B3
- IP08 C1
- IP09 D1
- IP16 D3
- IP17 D3
- IP23 B7
- IP24 C8
- IP25 C3
- IP26 C3
- IP27 C3
- IP28 D1
- IP29 D1
- IP31 D3
- IP32 E2
- IP33 A5
- IP36 C5
- IP37 A2
- IP38 B3
- IP39 D3
- IP40 D4
- IP41 D4
- IP42 C4
- IP43 D4
- IP44 D6
- IP45 E1
- IP55 D1
- IP56 A4
- IP57 B6
- IP58 C7
- IP59 D6

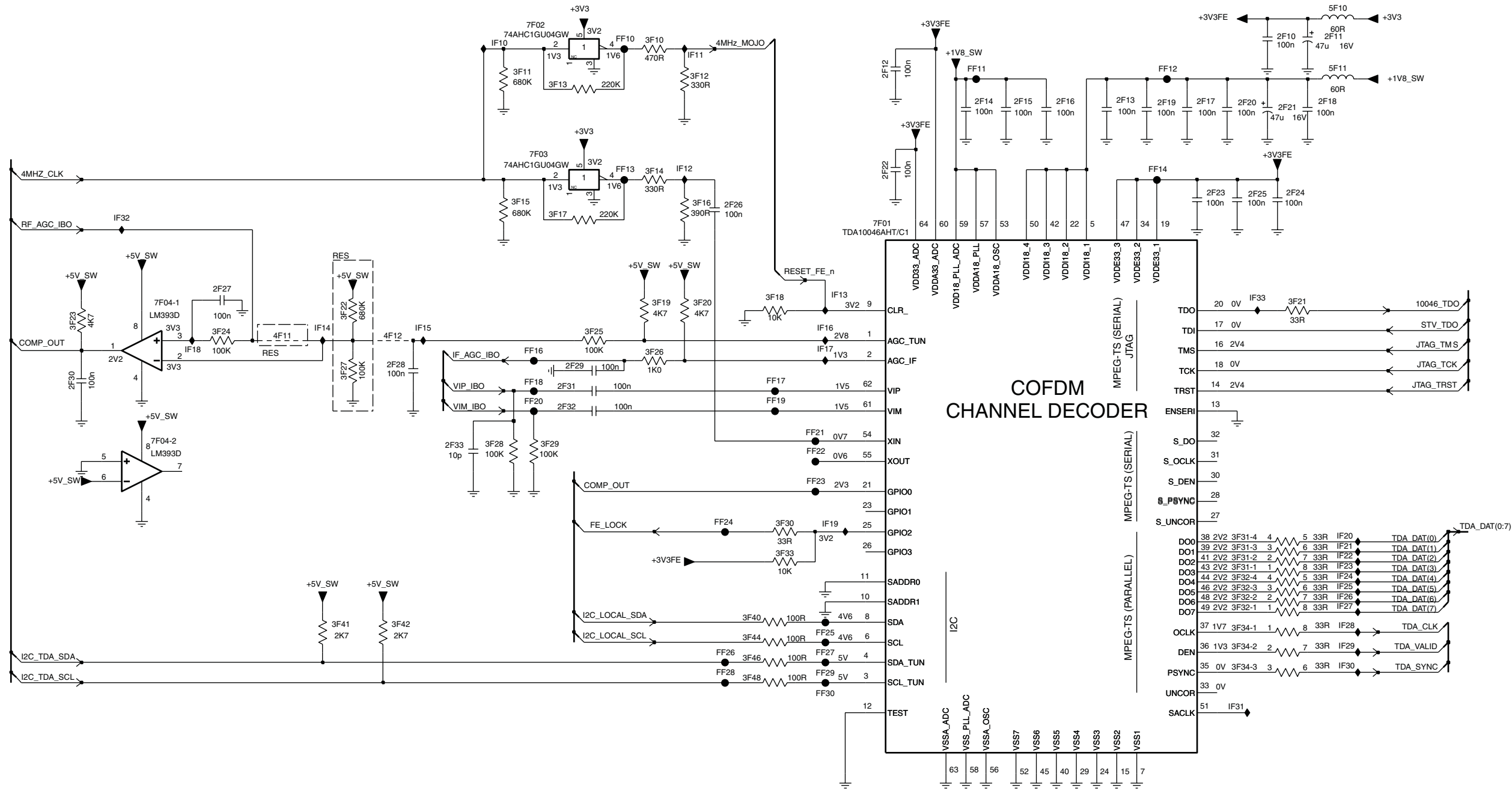
B02 TUNER IF & DEMODULATOR



SSB: DVB-Demodulator

B03A DVB - DEMODULATOR

B03A

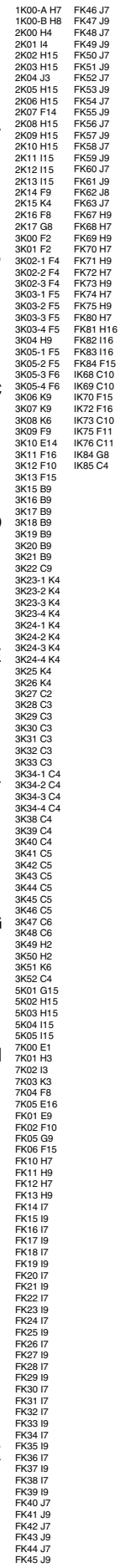


3139 123 6273.1

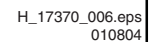
H_17370_004.eps
010804

2F10 B
2F11 B
2F12 B
2F13 B
2F14 B
2F15 B
2F16 B
2F17 B
2F18 B
2F19 B
2F20 B
2F21 B
2F22 C
2F23 C
2F24 C
2F25 C
2F26 C
2F27 D
2F28 D
2F29 D
2F30 D
2F31 D
2F32 D
2F33 E
3F10 B
3F11 B
3F12 B
3F13 B
3F14 C
3F15 C
3F16 C
3F17 C
3F18 D
3F19 D
3F20 D
3F21 D
3F22 D
3F23 D
3F24 D
3F25 D
3F26 D
3F27 D
3F28 E
3F29 E
3F30 E
3F31-1
3F31-2
3F31-3
3F31-4
3F32-1
3F32-2
3F32-3
3F32-4
3F33 E
3F34-1
3F34-2
3F34-3
3F40 F
3F41 F
3F42 F
3F44 F
3F46 F
3F48 F
4F11 D
4F12 D
5F10 B
5F11 B
7F01 C
7F02 B
7F03 C
7F04-1
7F04-2
FF10 B
FF11 B
FF12 B
FF13 C
FF14 C
FF16 C
FF17 C
FF18 C
FF19 C
FF20 C
FF21 E
FF22 E
FF23 E

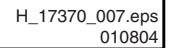
B03B



B03C DVB-MOJO



B03D DVB-MOJO MEMORY

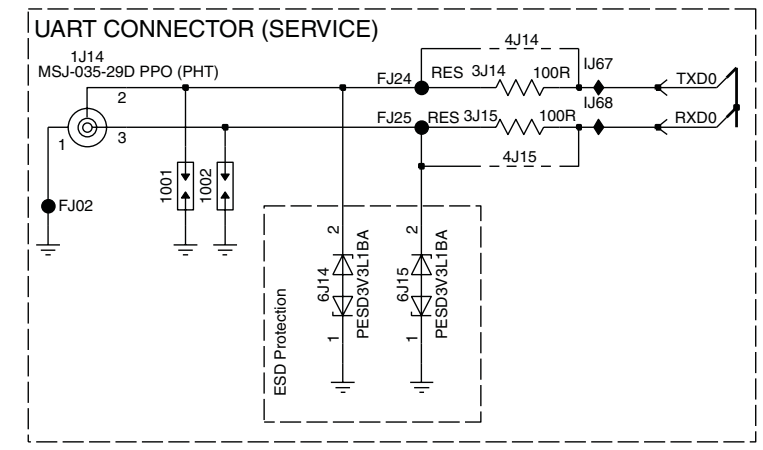
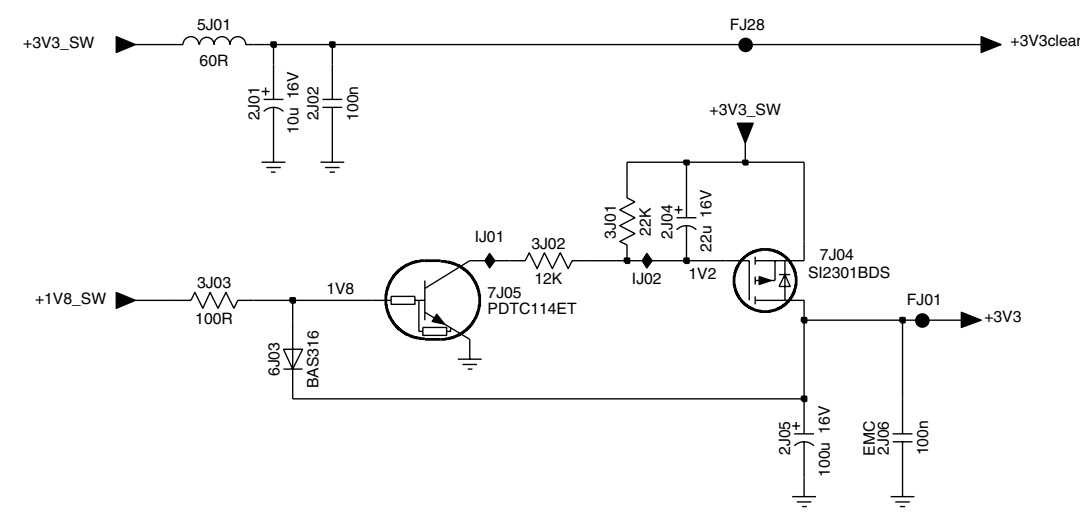
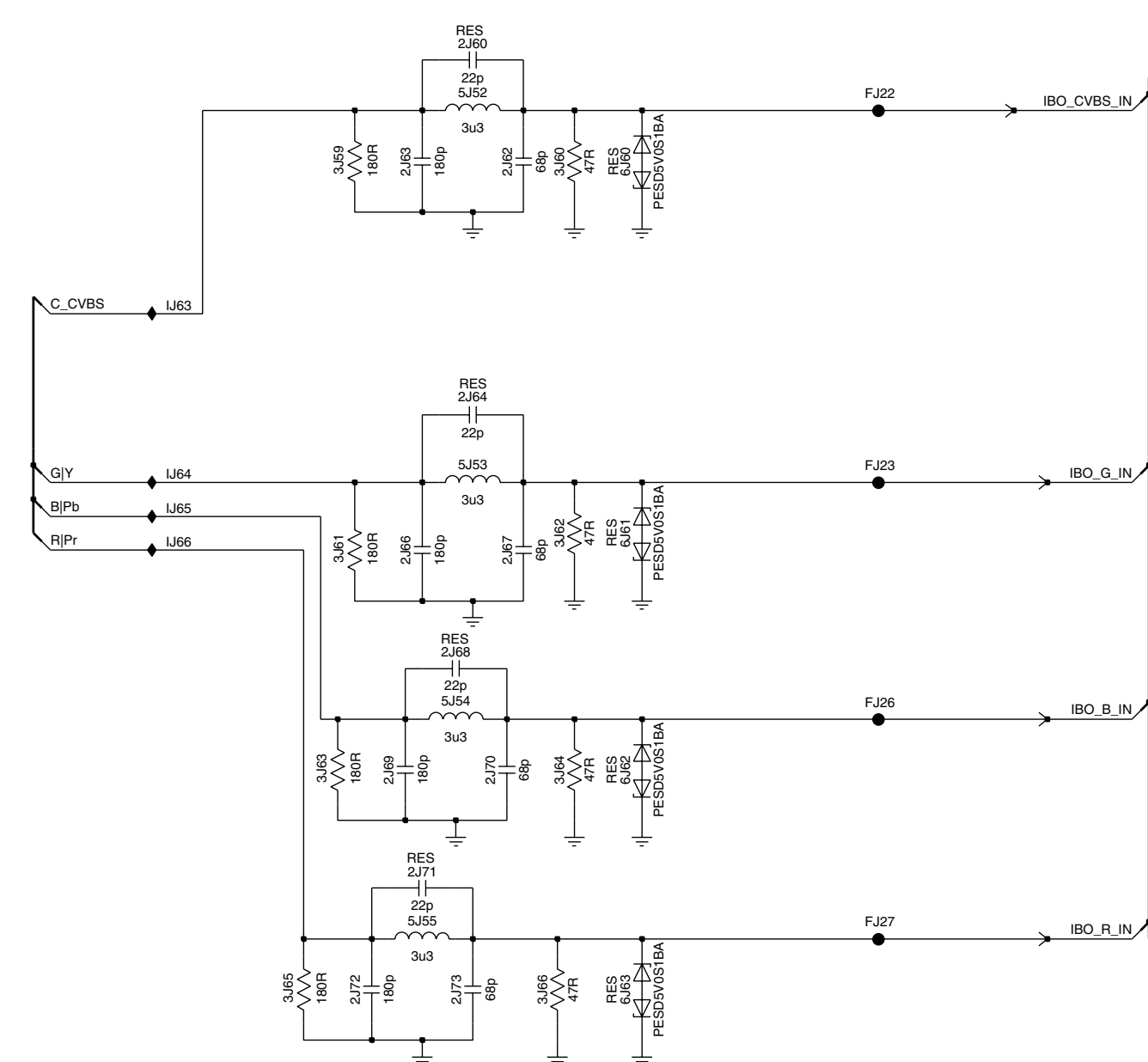


SSB: DVB MOJO Analog Back End

B03E

DVB-MOJO ANALOG BACK END

B03E

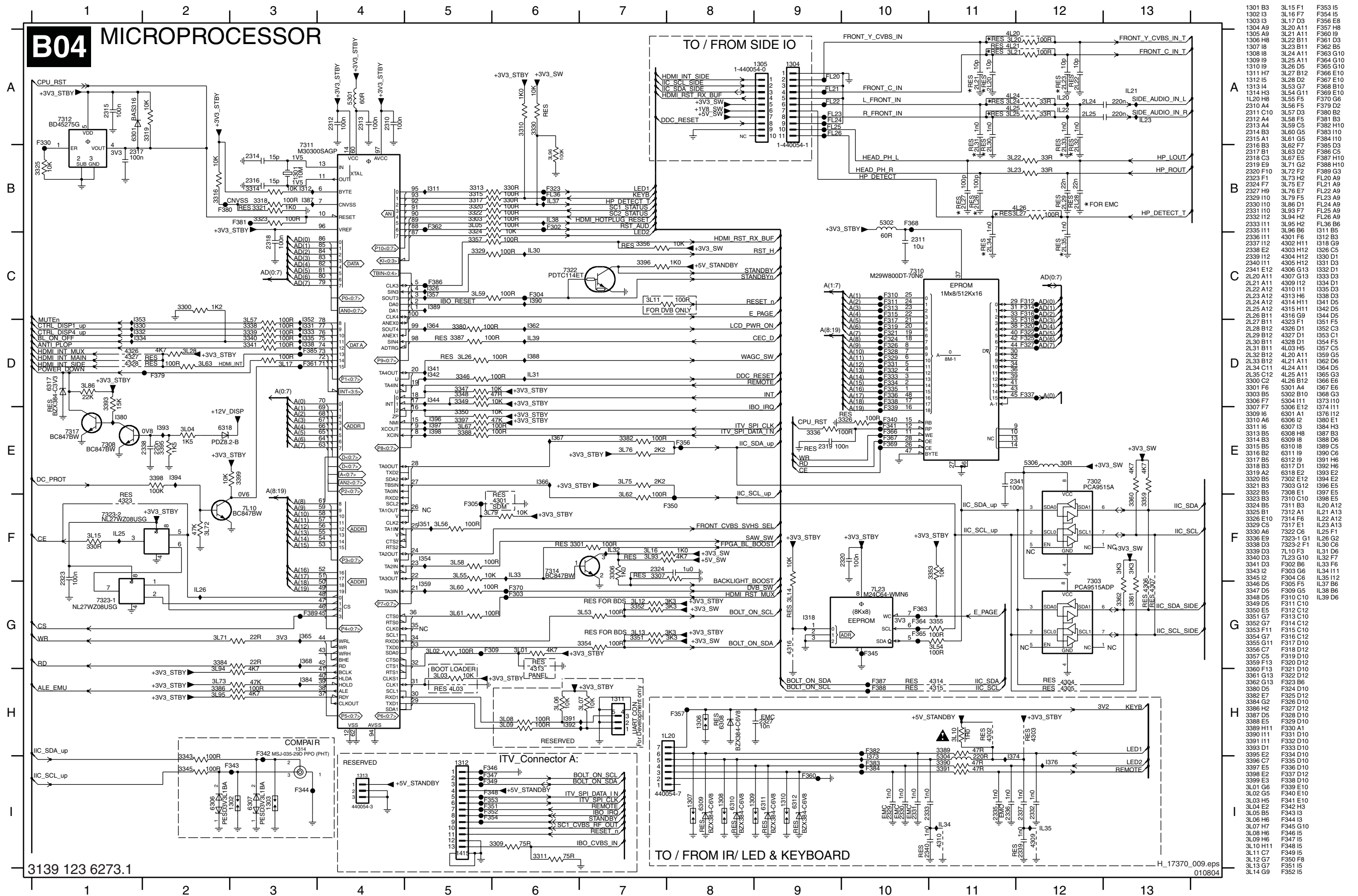


3139 123 6273.1

H_17370_008.eps
010804

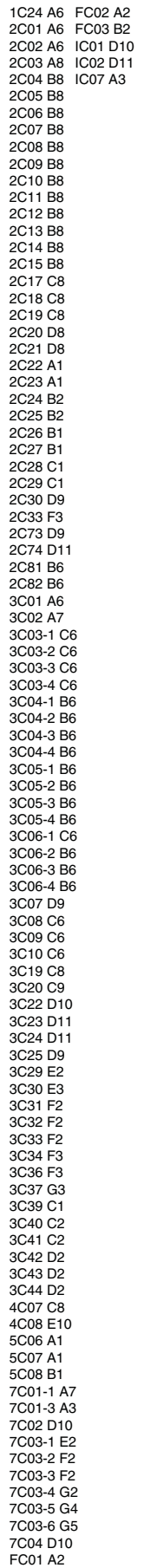
- 1001 D7
- 1002 D7
- 1J14 D6
- 2J01 B7
- 2J02 B7
- 2J04 B8
- 2J05 C8
- 2J06 C9
- 2J60 A3
- 2J62 B3
- 2J63 B2
- 2J64 C3
- 2J66 C2
- 2J67 C3
- 2J68 D2
- 2J69 D2
- 2J70 D3
- 2J71 E2
- 2J72 E2
- 2J73 E2
- 3J01 B8
- 3J02 B8
- 3J03 B6
- 3J14 D8
- 3J15 D8
- 3J59 B2
- 3J60 B3
- 3J61 C2
- 3J62 C3
- 3J63 D2
- 3J64 D3
- 3J65 E2
- 3J66 E3
- 4J14 C8
- 4J15 D8
- 5J01 A6
- 5J52 A3
- 5J53 C3
- 5J54 D2
- 5J55 E2
- 6J03 B7
- 6J14 D7
- 6J15 D8
- 6J60 B3
- 6J61 C3
- 6J62 D3
- 6J63 E3
- 7J04 B9
- 7J05 B7
- FJ01 B9
- FJ02 D6
- FJ22 A4
- FJ23 C4
- FJ24 D8
- FJ25 D8
- FJ26 D4
- FJ27 E4
- FJ28 A8
- IJ01 B7
- IJ02 B8
- IJ63 B1
- IJ64 C1
- IJ65 C1
- IJ66 C1
- IJ67 D8
- IJ68 D8

SSB: Micro Processor

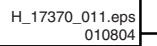


B05A Trident - WX68

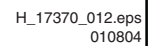
B05A



B05B DDR&CPU INTERFACE



B05C WX POWER / GROUND



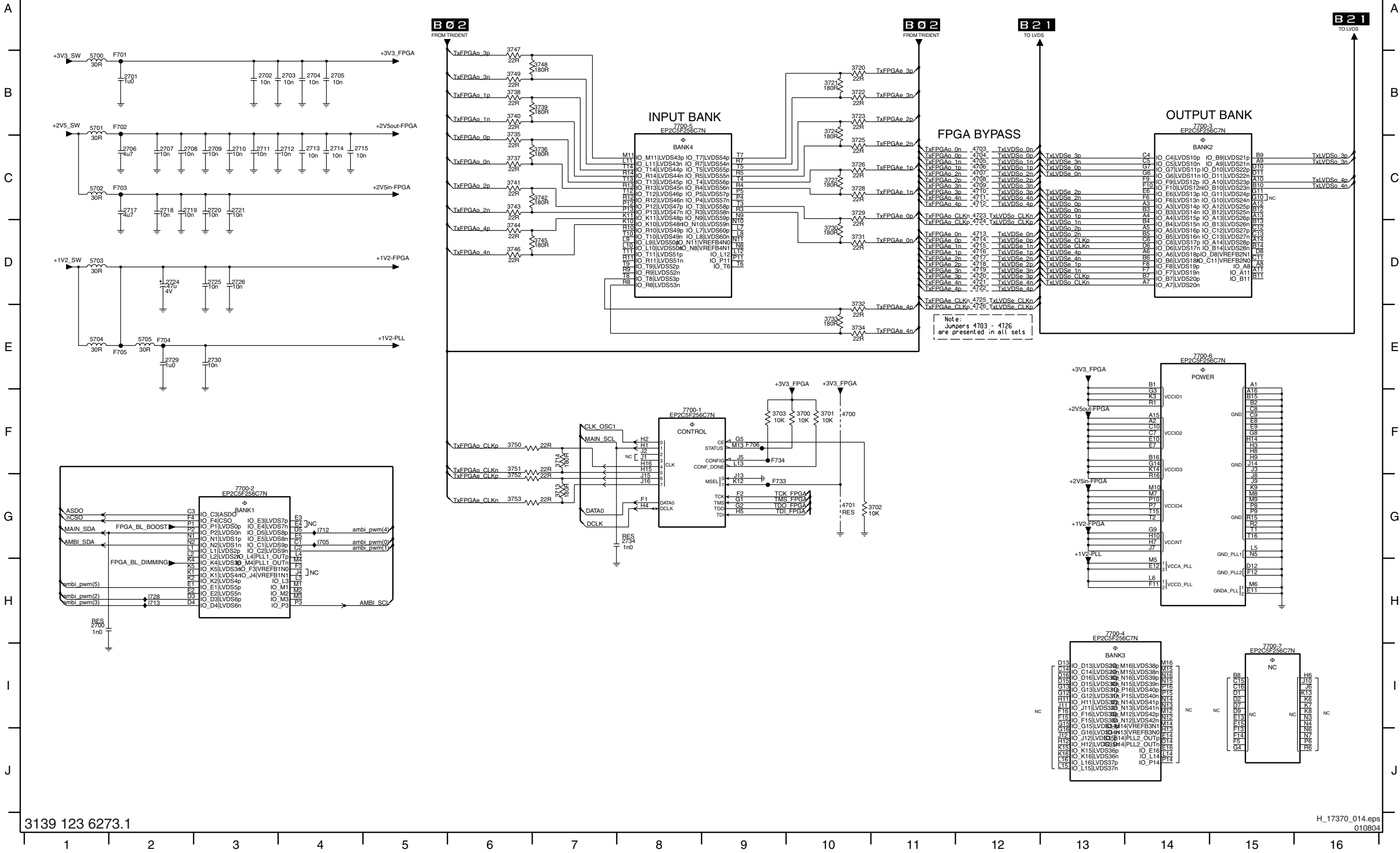
B05D FPGA INTERFACE (ONLY FOR AMBI-LIGHT SET)



SSB: FPGA I/O Banks

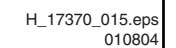
B05E FPGA I/O BANKS

B05E

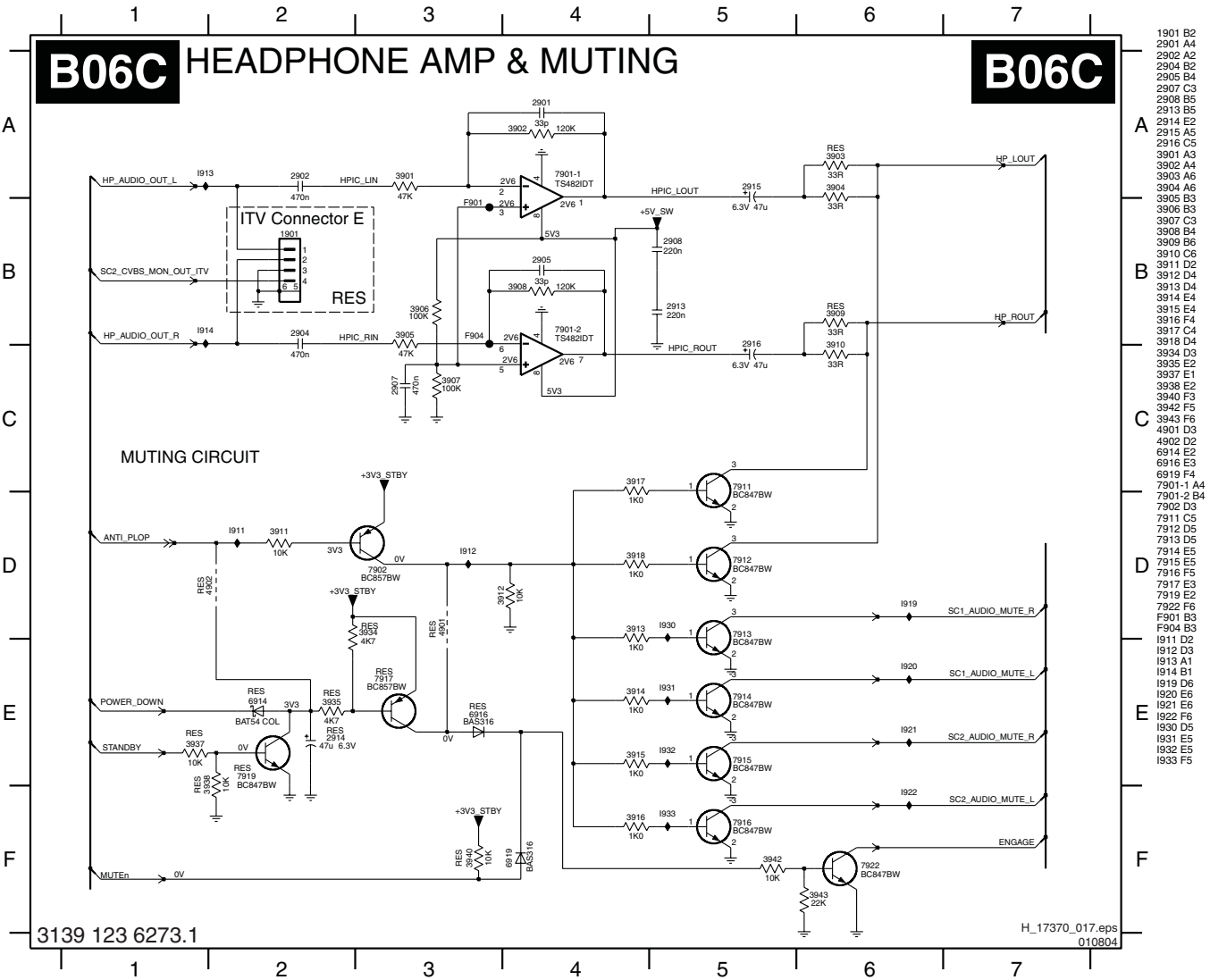


2700 H1
2701 B2
2702 B3
2703 B4
2704 B4
2705 B4
2706 C2
2707 C2
2708 C2
2709 C3
2710 C3
2711 C3
2712 C4
2713 C4
2714 C4
2715 C4
2716 C2
2717 C2
2718 C2
2719 C2
2720 C3
2721 C3
2722 D2
2723 D3
2724 D3
2725 D3
2726 D3
2727 E2
2728 E3
2729 E3
2730 E3
2731 F10
2732 F11
2733 F9
2734 G7
2735 G7
2736 F7
2737 F7
2738 B10
2739 B10
2740 B10
2741 B10
2742 B10
2743 C10
2744 C10
2745 C10
2746 C10
2747 C10
2748 C10
2749 C10
2750 C10
2751 C10
2752 C10
2753 C10
2754 C10
2755 C10
2756 C10
2757 C10
2758 C10
2759 C10
2760 C10
2761 C10
2762 C10
2763 C10
2764 C10
2765 C10
2766 C10
2767 C10
2768 C10
2769 C10
2770 C10
2771 C10
2772 C10
2773 C10
2774 C10
2775 C10
2776 C10
2777 C10
2778 C10
2779 C10
2780 C10
2781 C10
2782 C10
2783 C10
2784 C10
2785 C10
2786 C10
2787 C10
2788 C10
2789 C10
2790 C10
2791 C10
2792 C10
2793 C10
2794 C10
2795 C10
2796 C10
2797 C10
2798 C10
2799 C10
2800 C10

B06A AUDIO PROCESSOR



SSB: Headphone Ampl. & Muting



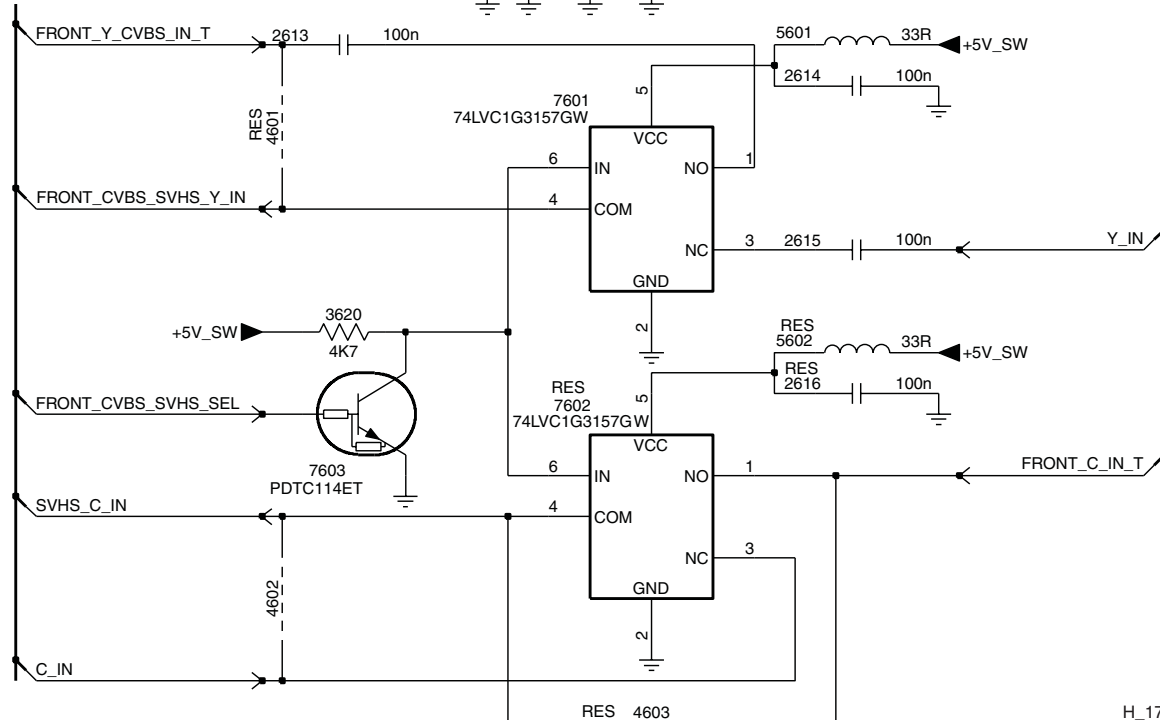
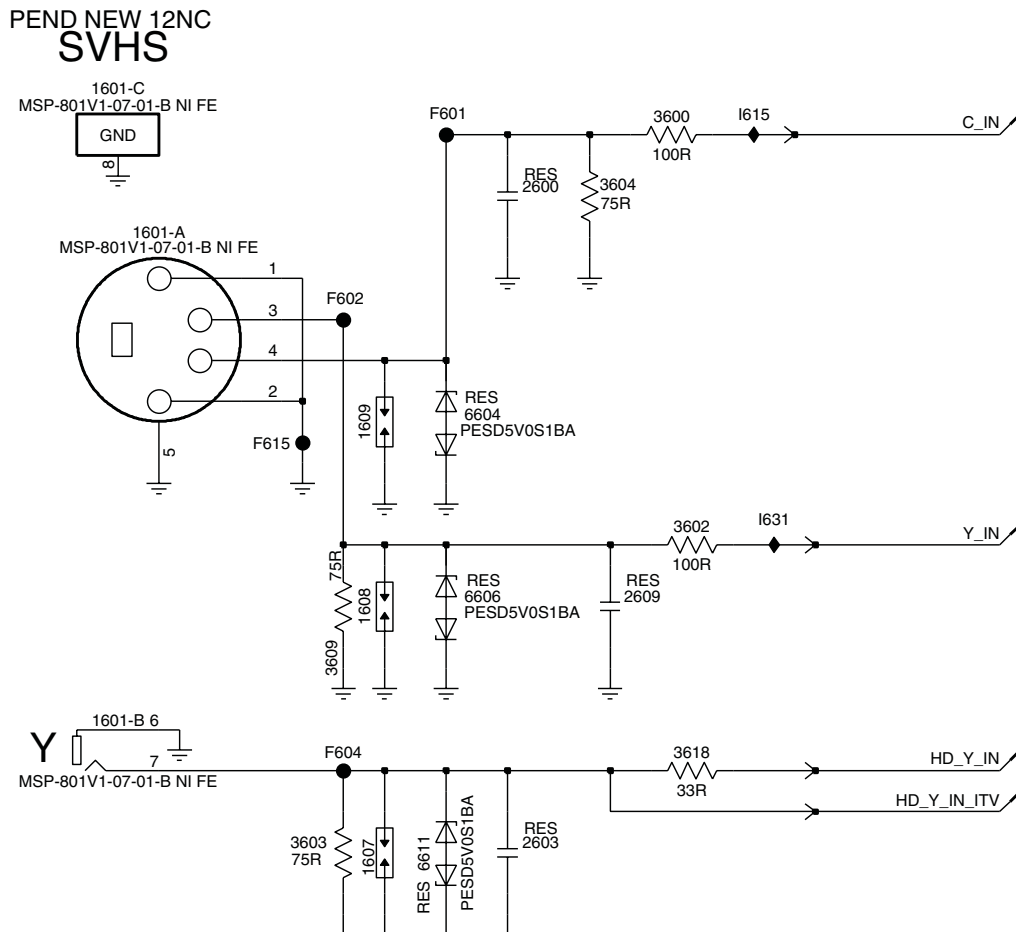
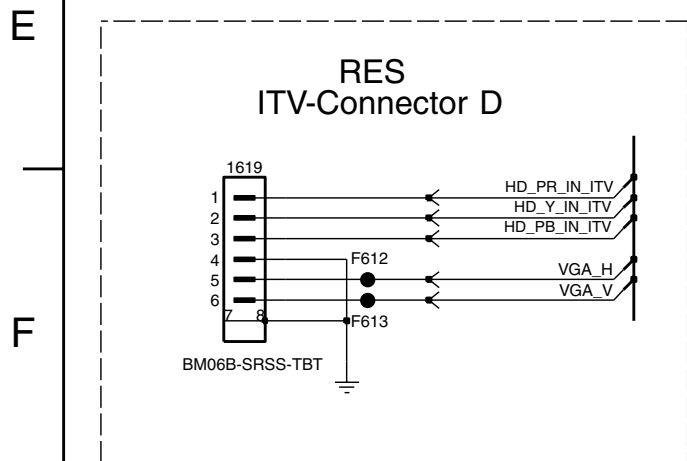
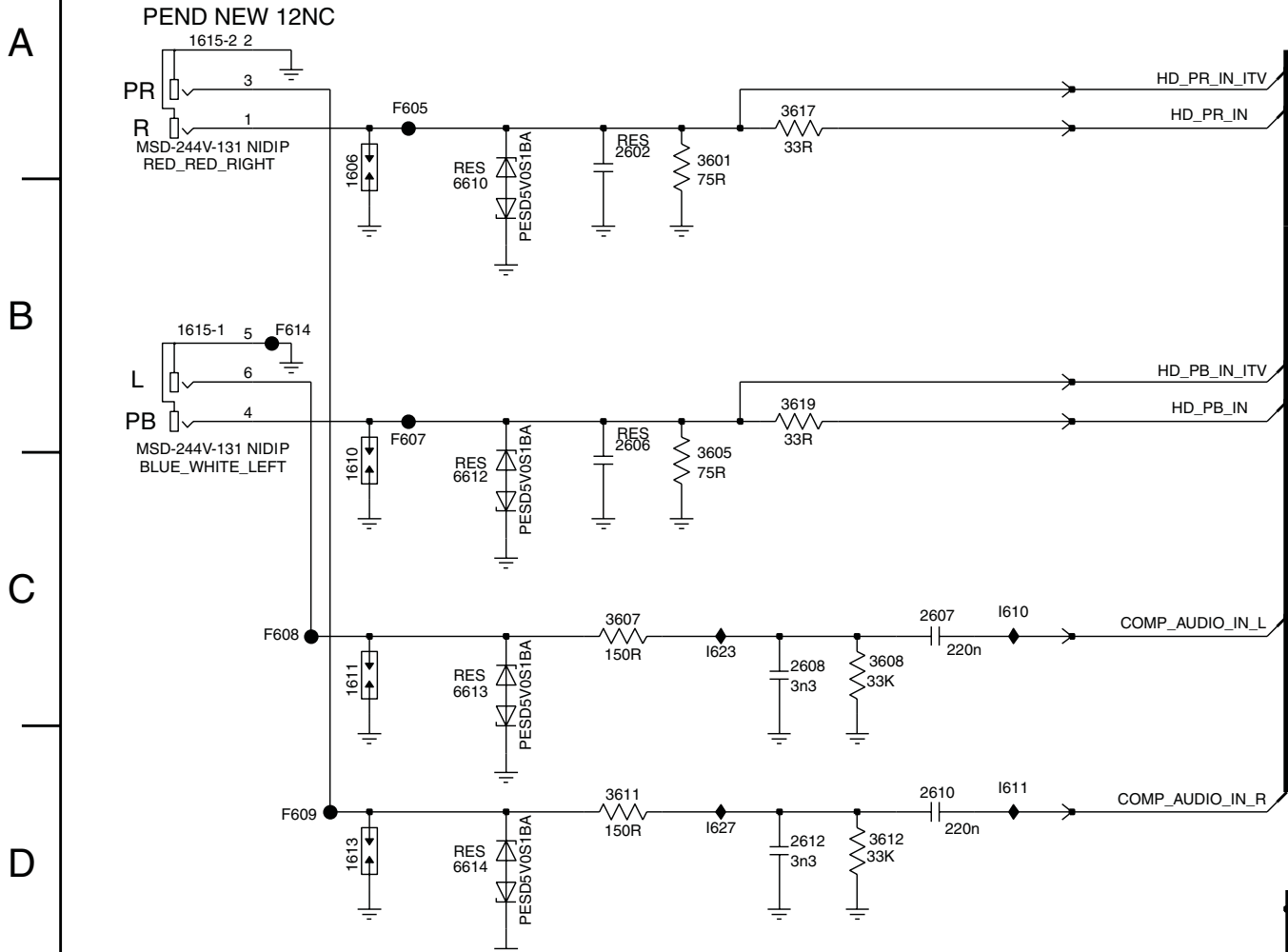
Personal Notes:

1901 B2	
2901 A4	
2902 A2	
2904 B2	
2905 B4	
2907 C3	
2908 B5	
2913 B5	
2914 E2	
2915 A5	
2916 C5	
3901 A3	
3902 A4	
3903 A6	
3904 A6	
3905 B3	
3906 B3	
3907 C3	
3908 B4	
3909 B6	
3910 C6	
3911 D2	
3912 D4	
3913 D4	
3914 E4	
3915 E4	
3916 F4	
3917 C4	
3918 D4	
3934 D3	
3935 E2	
3937 E1	
3938 E2	
3940 F3	
3942 F5	
3943 F6	
4901 D3	
4902 D2	
6914 E2	
6916 E3	
6919 F4	
7901-1 A4	
7901-2 B4	
7902 D3	
7911 C5	
7912 D5	
7913 D5	
7914 E5	
7915 E5	
7916 F5	
7917 E3	
7919 E2	
7922 F6	
F901 B3	
F904 B3	
I911 D2	
I912 D3	
I913 A1	
I914 B1	
I913 D6	
I920 E6	
I921 E6	
I922 F6	
I930 D5	
I931 E5	
I932 E5	
I933 F5	

SSB: YPBPR & SVHS

B07A YPBPR & SVHS

B07A



- 1601-A B6
- 1601-B C5
- 1601-C A5
- 1606 B1
- 1607 D6
- 1608 C6
- 1609 B6
- 1610 C1
- 1611 C1
- 1613 D1
- 1615-1 B1
- 1615-2 A1
- 1619 F1
- 2600 A7
- 2602 A2
- 2603 D7
- 2606 B2
- 2607 C3
- 2608 C3
- 2609 C7
- 2610 D3
- 2612 D3
- 2613 D6
- 2614 D7
- 2615 E7
- 2616 E7
- 3600 A7
- 3601 A2
- 3602 C7
- 3603 D6
- 3604 A7
- 3605 C2
- 3607 C2
- 3608 C3
- 3609 C6
- 3611 D2
- 3612 D3
- 3617 A3
- 3618 C7
- 3619 B3
- 3620 E6
- 4601 E5
- 4602 F5
- 4603 F7
- 5601 D7
- 5602 E7
- 6604 B7
- 6606 C7
- 6610 B2
- 6611 D7
- 6612 C2
- 6613 C2
- 6614 D2
- 7601 D7
- 7602 F7
- 7603 F6
- F601 A7
- F602 B6
- F604 C6
- F605 A1
- F607 B1
- F608 C1
- F609 D1
- F612 F1
- F613 F1
- F614 B1
- F615 B6
- I610 C4
- I611 D4
- I615 A8
- I623 C2
- I627 D2
- I631 C8

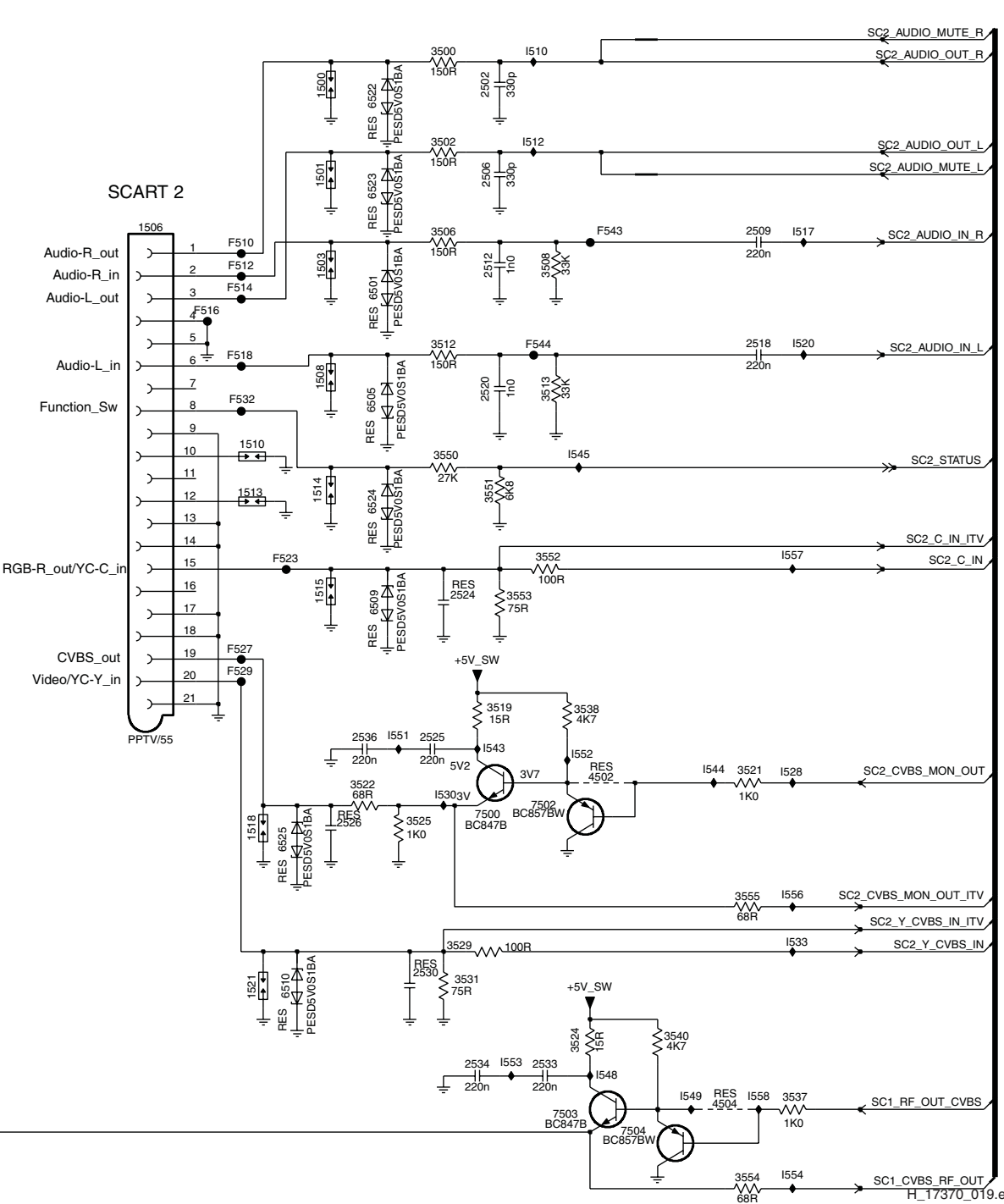
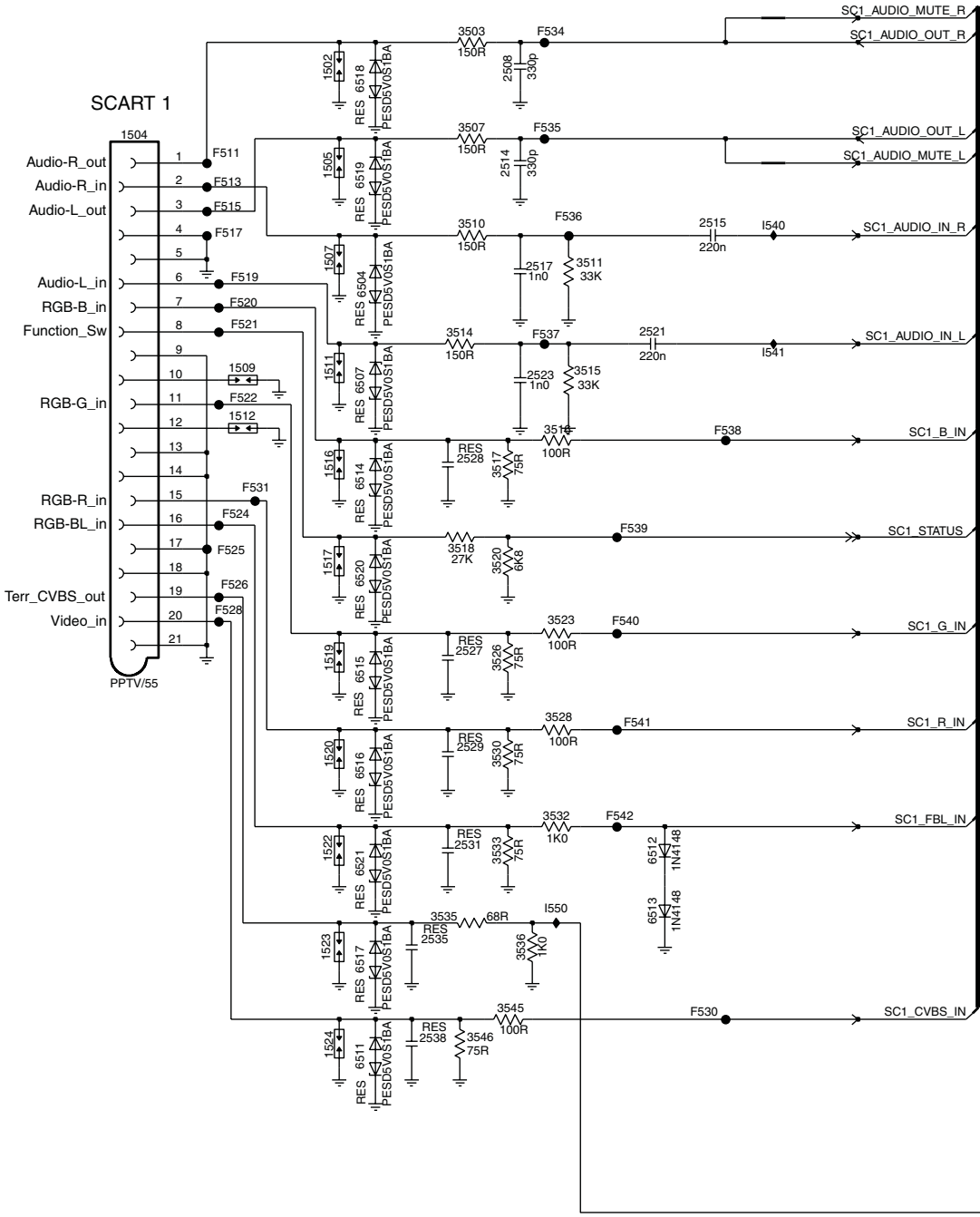
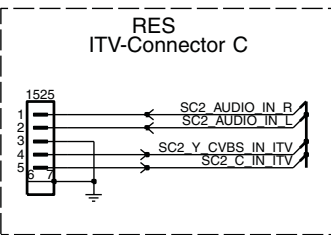
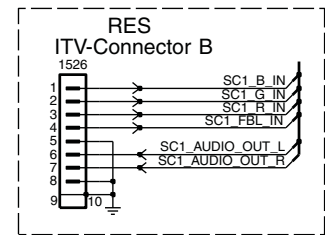
3139 123 6273.1

H_17370_018.eps
010804

SSB: I/O SCART 1&2

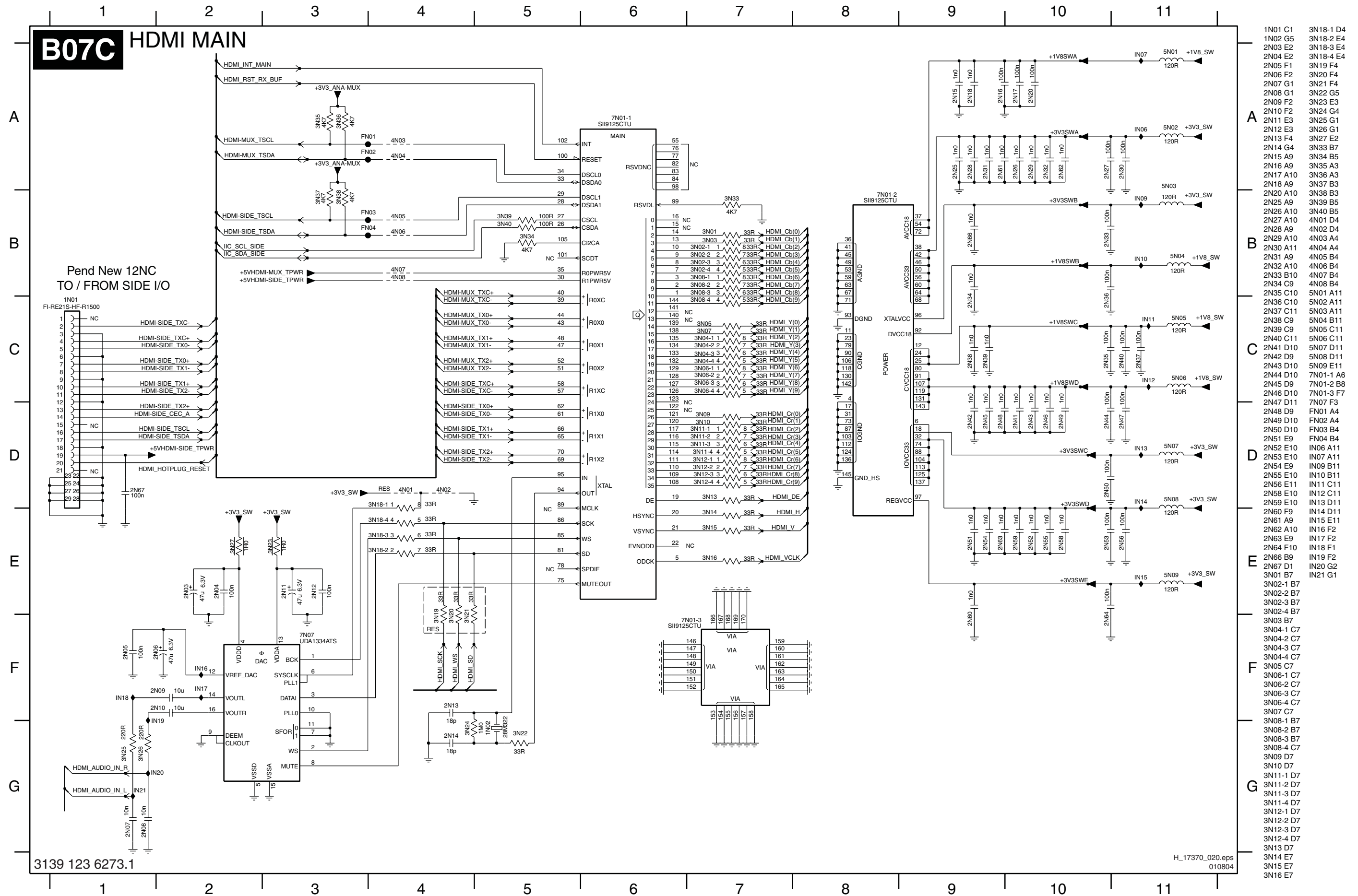
B07B IO - SCART 1 & 2

B07B



- 1500 C9
- 1501 C9
- 1502 C3
- 1503 D9
- 1504 C2
- 1505 C3
- 1506 D8
- 1507 D3
- 1508 E9
- 1509 D2
- 1510 E9
- 1511 D3
- 1512 E2
- 1513 E9
- 1514 E9
- 1515 F9
- 1516 E3
- 1517 E3
- 1519 F3
- 1520 G3
- 1521 H9
- 1522 G3
- 1523 H3
- 1524 H3
- 1525 A2
- 1526 A1
- 2502 C10
- 2506 C10
- 2508 B4
- 2509 D12
- 2512 D10
- 2514 C4
- 2515 C5
- 2517 D4
- 2518 D12
- 2520 E10
- 2521 D5
- 2523 D4
- 2524 F10
- 2525 G10
- 2526 G10
- 2527 F4
- 2528 E4
- 2529 F4
- 2530 H10
- 2531 G4
- 2533 I11
- 2534 I10
- 2535 H3
- 2536 G10
- 2538 H3
- 3500 B10
- 3502 C10
- 3503 B4
- 3506 D10
- 3507 C4
- 3508 D11
- 3510 C4
- 3511 D4
- 3512 D10
- 3513 E11
- 3514 D4
- 3515 D4
- 3516 E4
- 3517 E4
- 3518 E4
- 3519 G11
- 3520 E4
- 3521 G12
- 3522 G10
- 3523 F4
- 3524 I11
- 3525 G10
- 3526 F4
- 3528 F4
- 3529 H10
- 3530 G4
- 3531 H10
- 3532 G4
- 3533 G4
- 3535 G3
- 3536 H4
- 3537 I12
- 3538 G11
- 3540 I12
- 3545 H4
- 3546 H4
- 3550 E10
- 3551 E10
- 3552 F11
- 3553 F11
- 3554 I12
- 3555 H12
- 4502 G11
- 4504 I12
- 6501 D10
- 6504 D3
- 6505 E10
- 6507 D3
- 6509 F10
- 6510 H9
- 6511 H3
- 6512 G5
- 6513 G5
- 6514 E3
- 6515 F3
- 6516 G3
- 6517 H3
- 6518 C3
- 6519 C3
- 6520 E3
- 6521 G3
- 6522 C10
- 6523 C10
- 6524 E10
- 6525 G9
- 7500 G10
- 7502 G11
- 7503 I11
- 7504 I11
- F510 D9
- F511 C2
- F512 D9
- F513 C2
- F514 D9
- F515 C2
- F516 D9
- F517 C2
- F518 D9
- F519 D2
- F520 D2
- F521 D2
- F522 D2
- F523 F9
- F524 E2
- F525 E2
- F526 F2
- F527 F9
- F528 F2
- F529 F9
- F530 H5
- F531 E2
- F532 E9
- F534 B4
- F535 C4
- F536 C4
- F537 D4
- F538 E5
- F539 E5
- F540 F5
- F541 F5
- F542 G4
- F543 C11
- I510 B11
- I512 C11
- I517 D12
- I520 D12
- I528 G12
- I530 G10
- I533 H12
- I540 C5
- I541 D5
- I543 G11
- I544 G12
- I545 E11
- I548 I11
- I549 I12
- I550 G4
- I551 G10
- I552 G11
- I553 I11
- I554 I12
- I556 H12
- I557 F12
- I558 I12

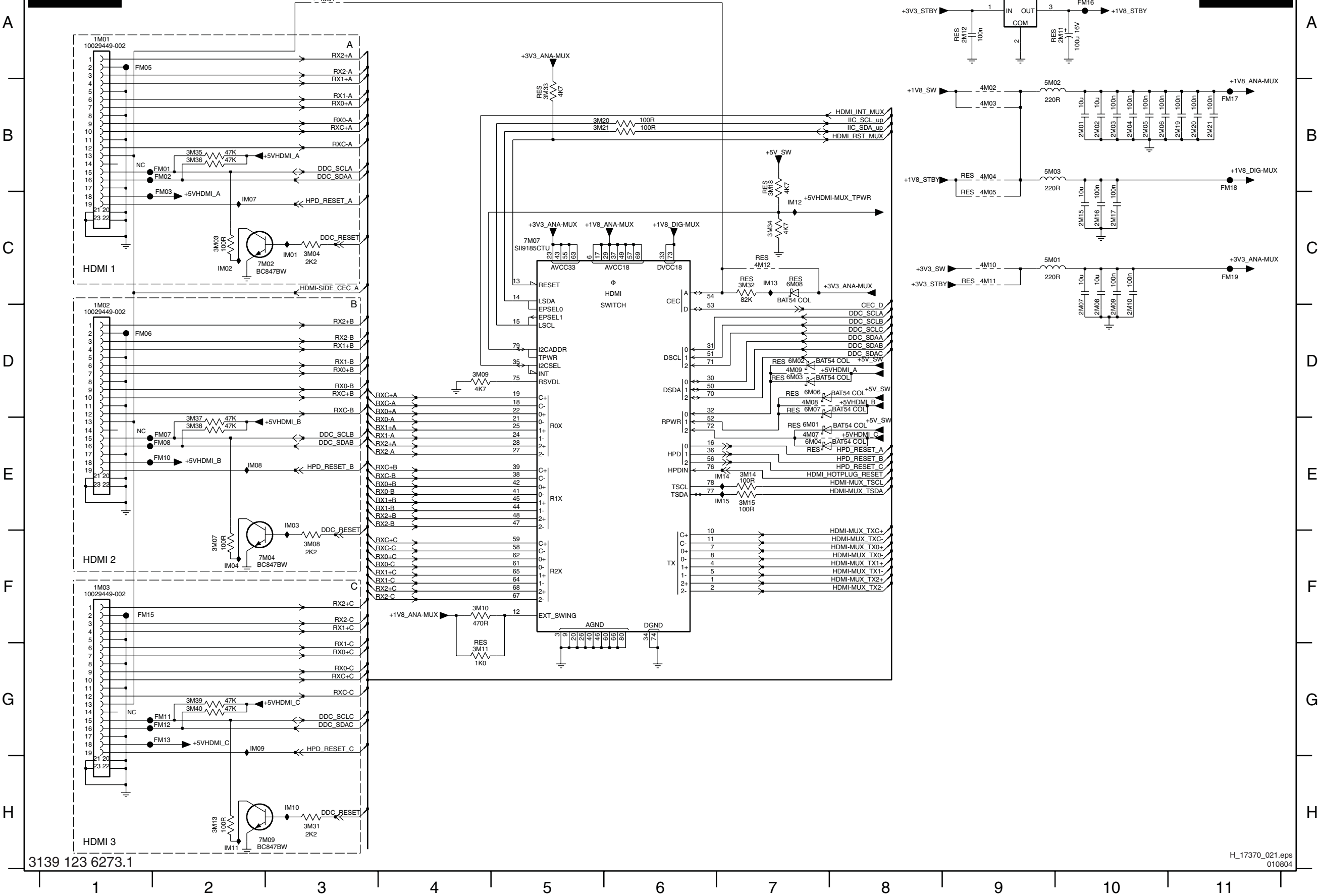
SSB: HDMI Main



SSB: HDMI Switch

B07D HDMI SWITCH

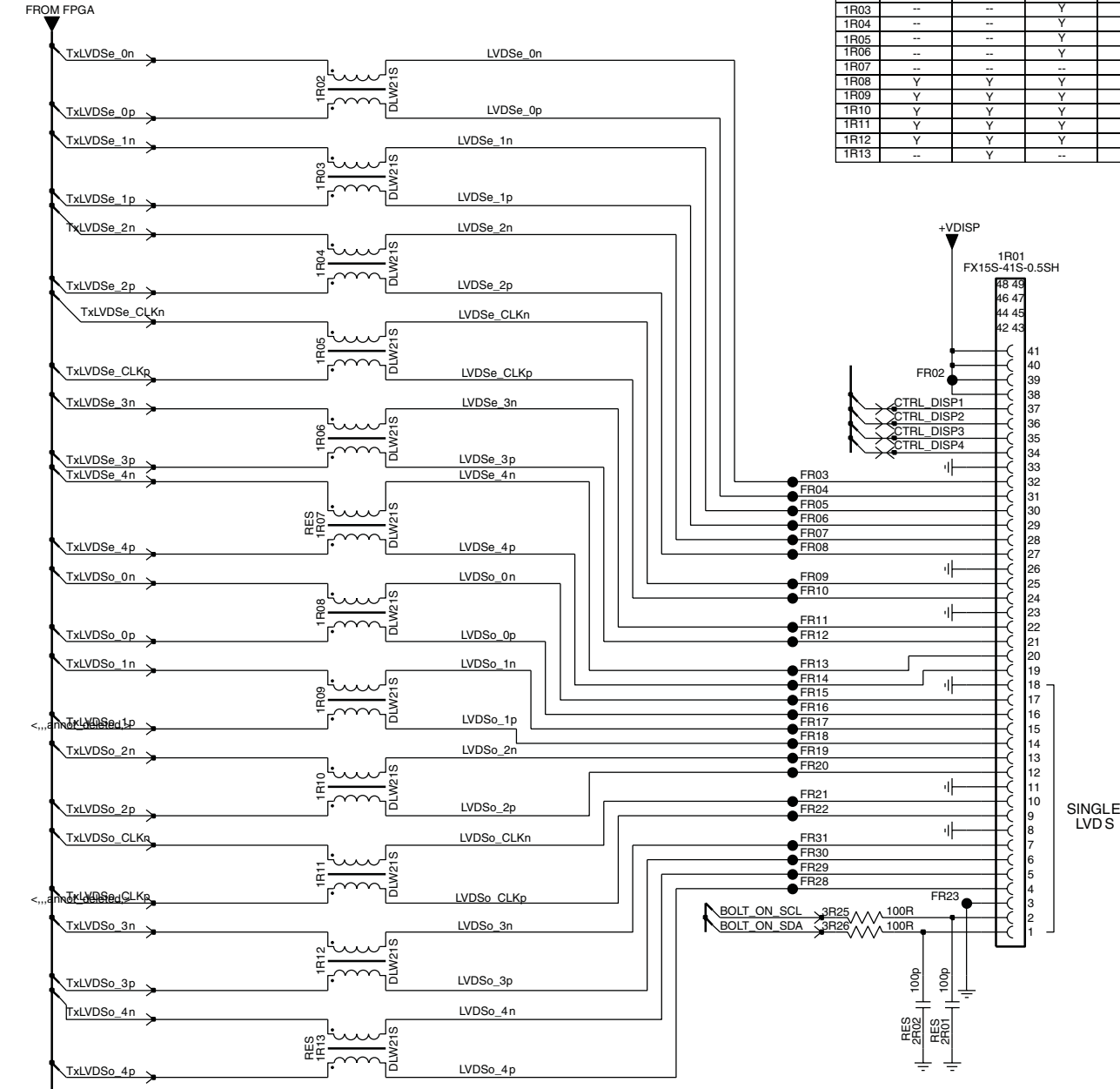
B07D



- 1M01 A1
- 1M02 D1
- 1M03 F1
- 2M01 B10
- 2M02 B10
- 2M03 B10
- 2M04 B10
- 2M05 B10
- 2M06 B10
- 2M07 D10
- 2M08 D10
- 2M09 D10
- 2M10 D10
- 2M11 A10
- 2M12 A9
- 2M15 C10
- 2M16 C10
- 2M17 C10
- 2M19 B11
- 2M20 B11
- 2M21 B11
- 3M03 C2
- 3M04 C3
- 3M07 F2
- 3M08 F3
- 3M09 D4
- 3M10 F4
- 3M11 G4
- 3M13 H2
- 3M14 E7
- 3M15 E7
- 3M18 B7
- 3M20 B5
- 3M21 B5
- 3M31 H3
- 3M32 C7
- 3M33 B5
- 3M34 C7
- 3M35 B2
- 3M36 B2
- 3M37 E2
- 3M38 E2
- 3M39 G2
- 3M40 G2
- 4M01 A3
- 4M02 B9
- 4M03 B9
- 4M04 B9
- 4M05 C9
- 4M07 E7
- 4M08 D7
- 4M09 D7
- 4M10 C9
- 4M11 C9
- 4M12 C7
- 5M01 C9
- 5M02 B9
- 5M03 B9
- 6M01 E7
- 6M02 D7
- 6M03 D7
- 6M04 E7
- 6M06 D7
- 6M07 D7
- 6M08 C7
- 7M01 A9
- 7M02 C2
- 7M04 F2
- 7M07 C5
- 7M09 H2
- FM01 B2
- FM02 B2
- FM03 C2
- FM05 A1
- FM06 D1
- FM07 E2
- FM08 E2
- FM10 E2
- FM11 G2
- FM12 G2
- FM13 G2
- FM15 F1
- FM16 A10
- FM17 B11
- FM18 B11
- FM19 C11
- IM01 C3
- IM02 C2
- IM03 E3
- IM04 F2
- IM07 C2
- IM08 E2
- IM09 G2
- IM10 H3
- IM11 H2
- IM12 C7
- IM13 C7
- IM14 E7
- IM15 E7

SSB: LVDS Connector

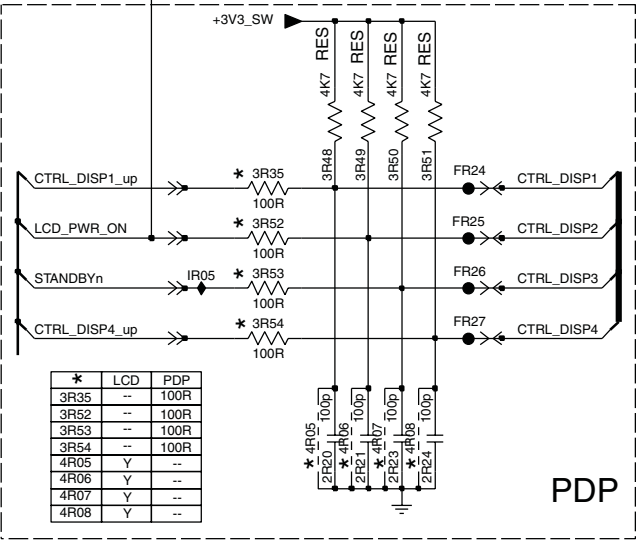
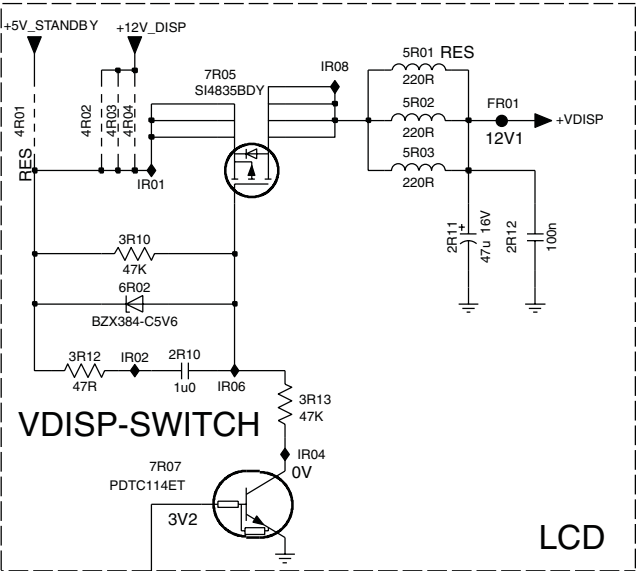
B07E LVDS CONNECTOR



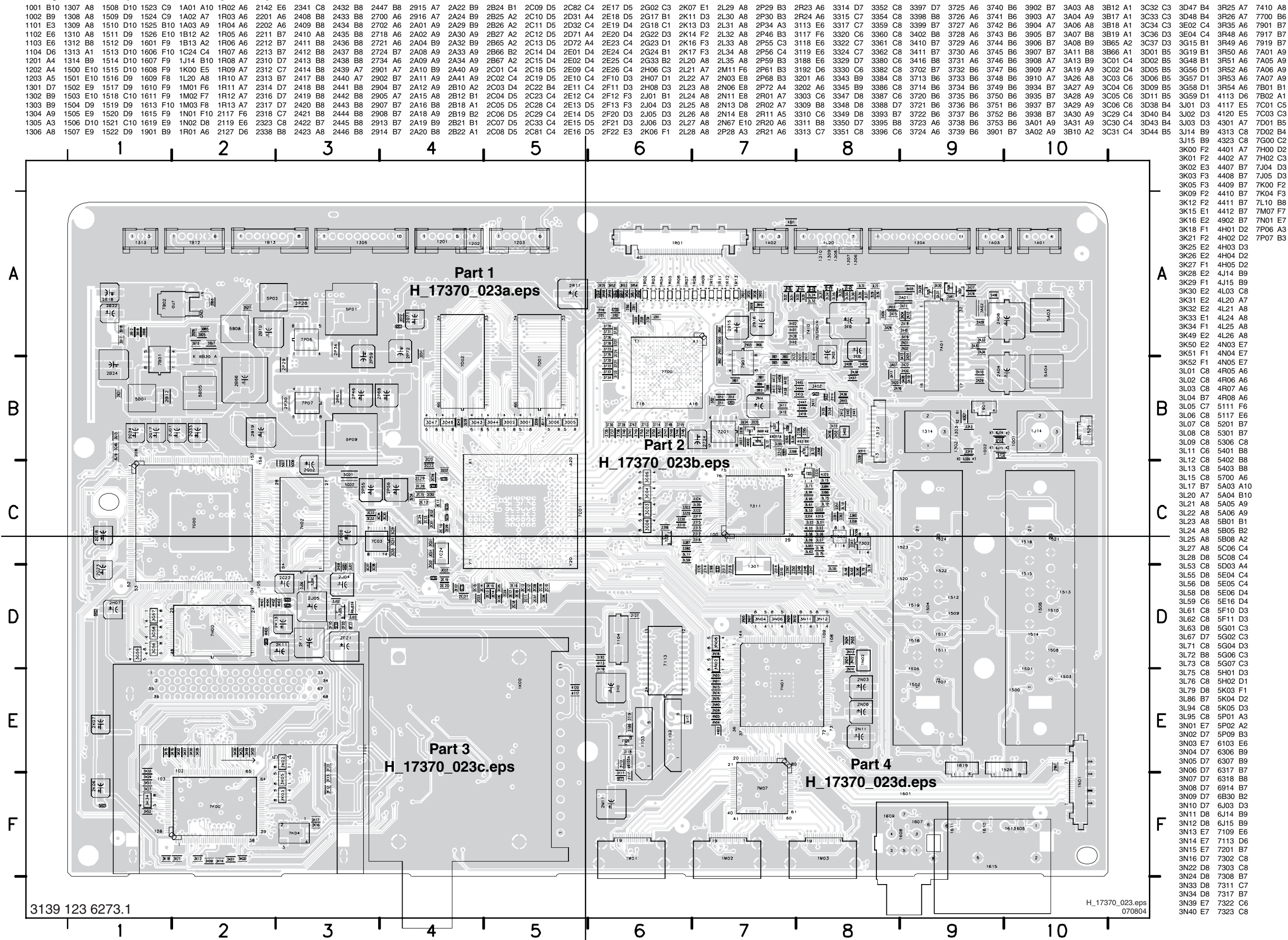
*	8 Bit Single LVDS	10 Bit Single LVDS	8 Bit Dual LVDS	10 Bit Dual LVDS
1R02	--	--	--	--
1R03	--	--	--	--
1R04	--	--	--	--
1R05	--	--	--	--
1R06	--	--	--	--
1R07	--	--	--	--
1R08	--	--	--	--
1R09	--	--	--	--
1R10	--	--	--	--
1R11	--	--	--	--
1R12	--	--	--	--
1R13	--	--	--	--

Signal	Value
CTRL_DISP1	47K
CTRL_DISP2	47K
CTRL_DISP3	47K
CTRL_DISP4	47K
FR01	12V1
FR02	12V1
FR03	12V1
FR04	12V1
FR05	12V1
FR06	12V1
FR07	12V1
FR08	12V1
FR09	12V1
FR10	12V1
FR11	12V1
FR12	12V1
FR13	12V1
FR14	12V1
FR15	12V1
FR16	12V1
FR17	12V1
FR18	12V1
FR19	12V1
FR20	12V1
FR21	12V1
FR22	12V1
FR23	12V1
FR24	12V1
FR25	12V1
FR26	12V1
FR27	12V1
FR28	12V1
FR29	12V1
FR30	12V1
FR31	12V1
FR32	12V1
FR33	12V1
FR34	12V1
FR35	12V1
FR36	12V1
FR37	12V1
FR38	12V1
FR39	12V1
FR40	12V1
FR41	12V1
FR42	12V1
FR43	12V1
FR44	12V1
FR45	12V1
FR46	12V1
FR47	12V1
FR48	12V1
FR49	12V1
FR50	12V1
FR51	12V1
FR52	12V1
FR53	12V1
FR54	12V1
FR55	12V1
FR56	12V1
FR57	12V1
FR58	12V1
FR59	12V1
FR60	12V1
FR61	12V1
FR62	12V1
FR63	12V1
FR64	12V1
FR65	12V1
FR66	12V1
FR67	12V1
FR68	12V1
FR69	12V1
FR70	12V1
FR71	12V1
FR72	12V1
FR73	12V1
FR74	12V1
FR75	12V1
FR76	12V1
FR77	12V1
FR78	12V1
FR79	12V1
FR80	12V1
FR81	12V1
FR82	12V1
FR83	12V1
FR84	12V1
FR85	12V1
FR86	12V1
FR87	12V1
FR88	12V1
FR89	12V1
FR90	12V1
FR91	12V1
FR92	12V1
FR93	12V1
FR94	12V1
FR95	12V1
FR96	12V1
FR97	12V1
FR98	12V1
FR99	12V1
FR100	12V1

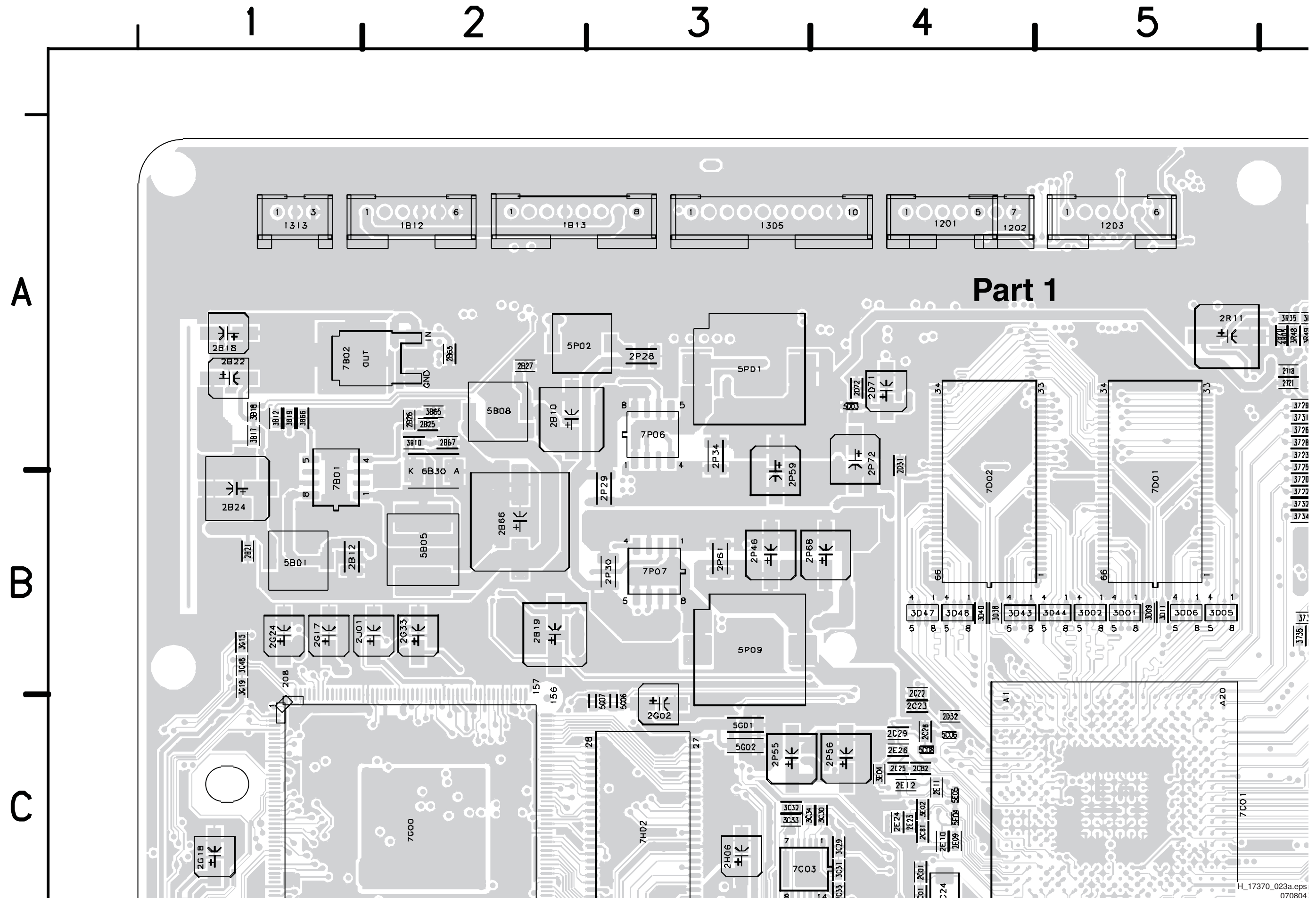
	LGE	SDI	FHP	1080p
CTRL_DISP1		RESET Semi standby : H Normal and off : L		
CTRL_DISP2(LCD_PWR_on)	DISPEN On time : H Off time : Don't care		CPU-GO On time : H Off time : Don't care	
CTRL_DISP3(Rev_Standby)			PDP-GO On time : H Off time : Don't care	
CTRL_DISP4			PDP-GO On time : H Semi standby : L Off time : Don't care	MAIN_RESET



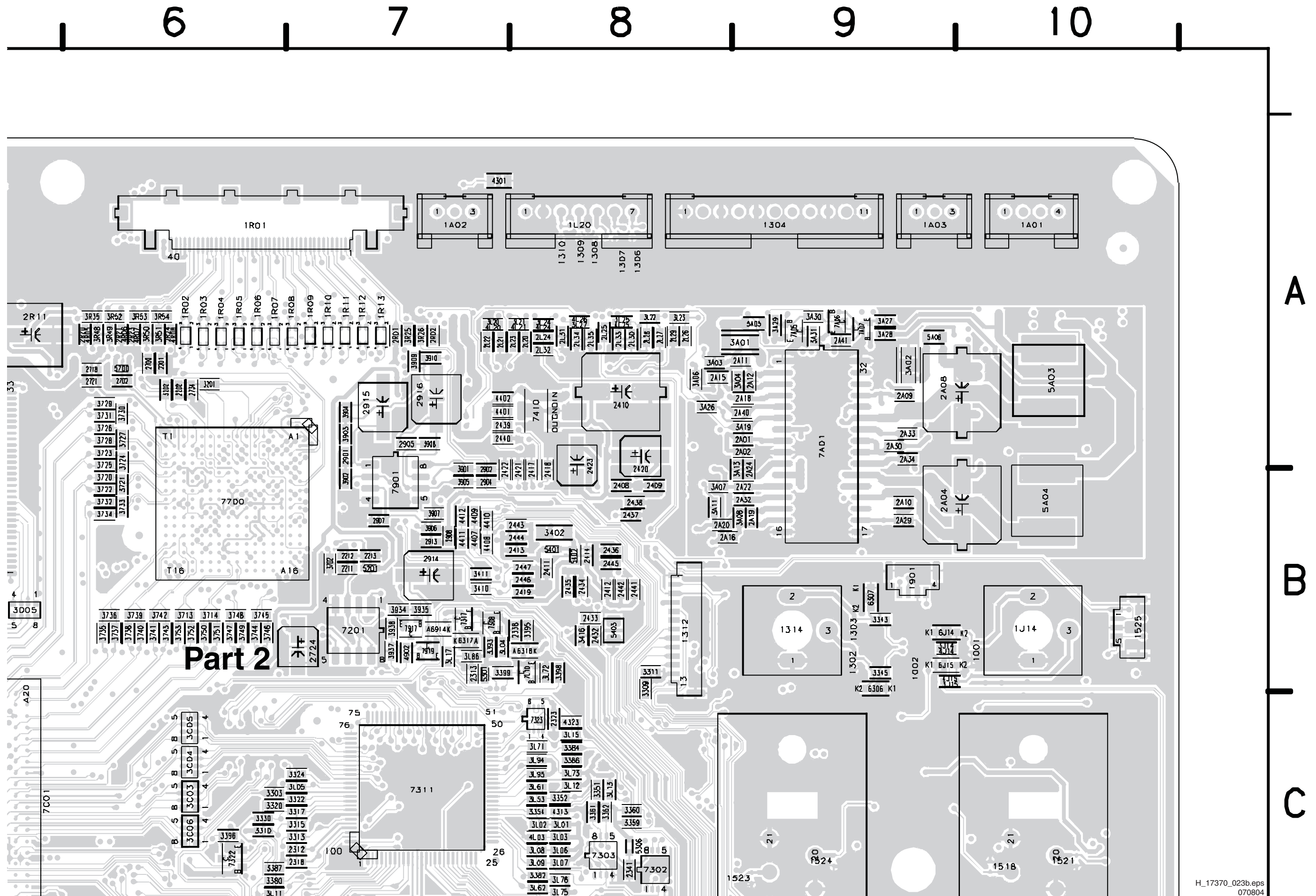
Layout SSB (Overview Top Side)



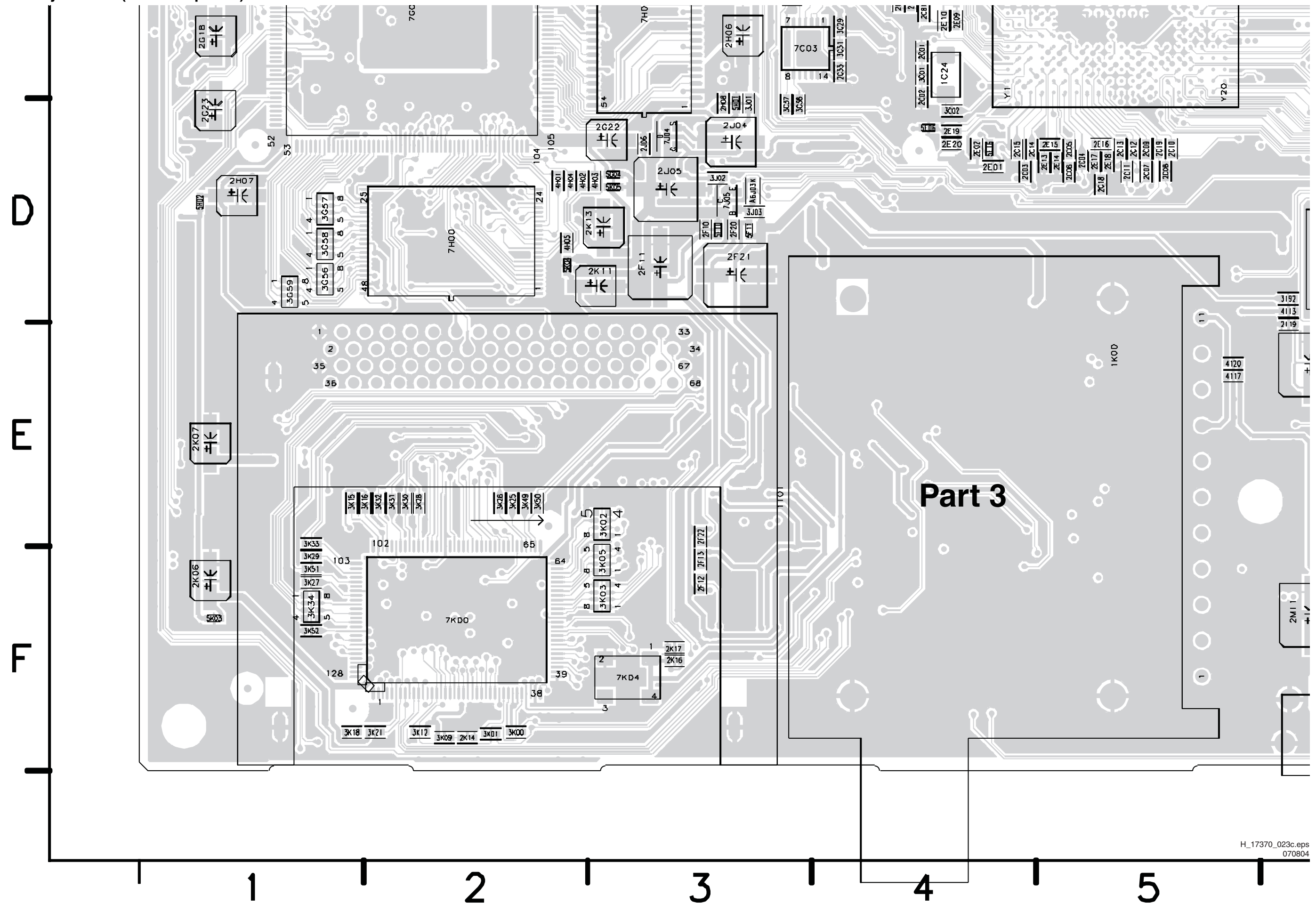
Layout SSB (Part 1 Top Side)



Layout SSB (Part 2 Top Side)

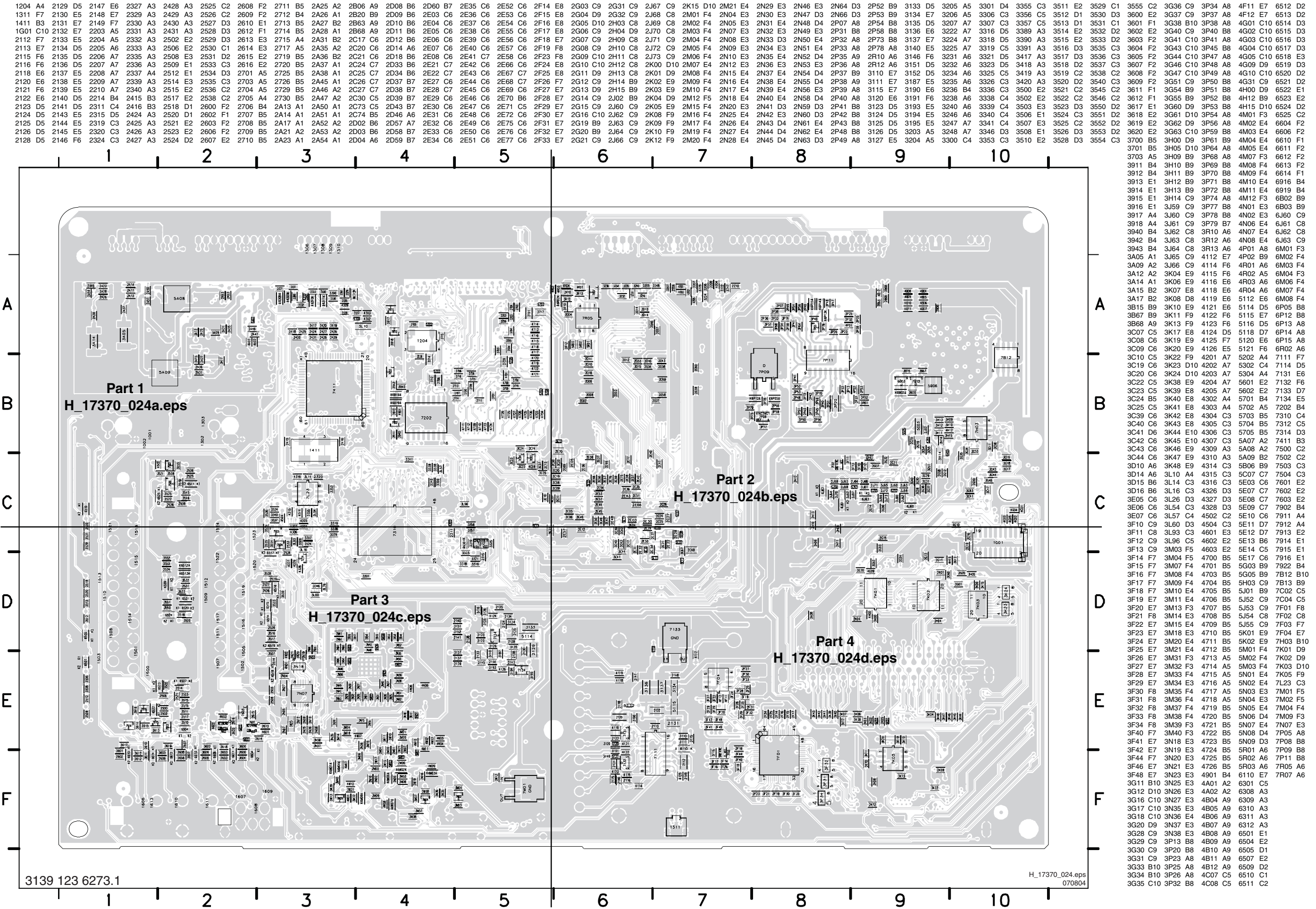


Layout SSB (Part 3 Top Side)

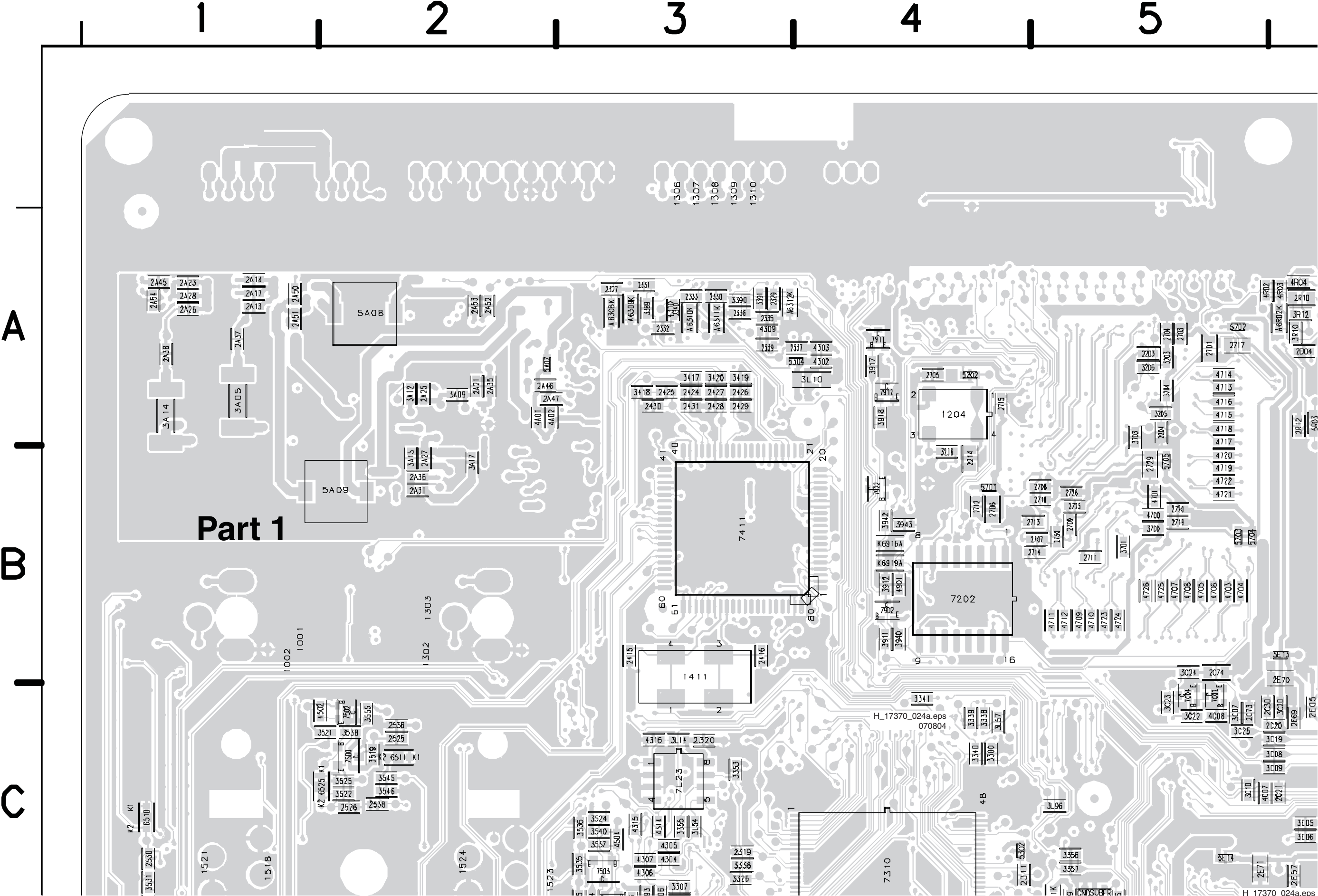


H_17370_023d.eps
070804

Layout SSB (Overview Bottom Side)



Layout SSB (Part 1 Bottom Side)



A

B

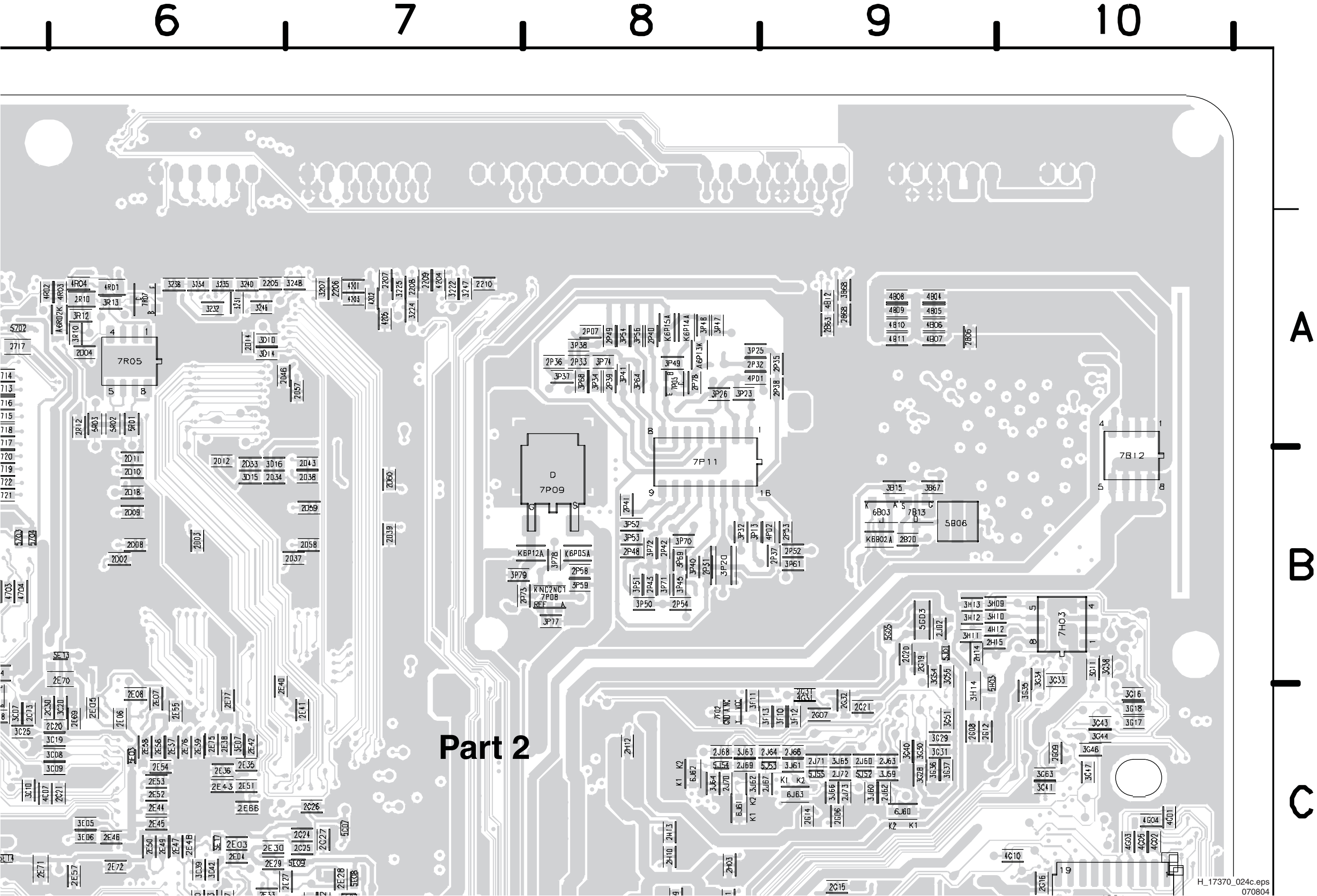
C

Part 1

H_17370_024a.eps
070804

H_17370_024a.eps
070804

Layout SSB (Part 2 Bottom Side)

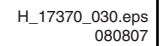


F

Part 4

The image displays a detailed grayscale layout of a printed circuit board (PCB) for "Part 4". The board is densely populated with various electronic components, including integrated circuits (ICs), resistors, capacitors, and connectors. Key components include a large 7FD1 IC in the center, a 7K01 IC in the upper right, and a 7K02 IC in the lower right. The board is densely packed with components, with many labeled with part numbers and values. The layout shows a complex network of traces and pads, typical of a high-density PCB design.

D1 SIDE HDMI

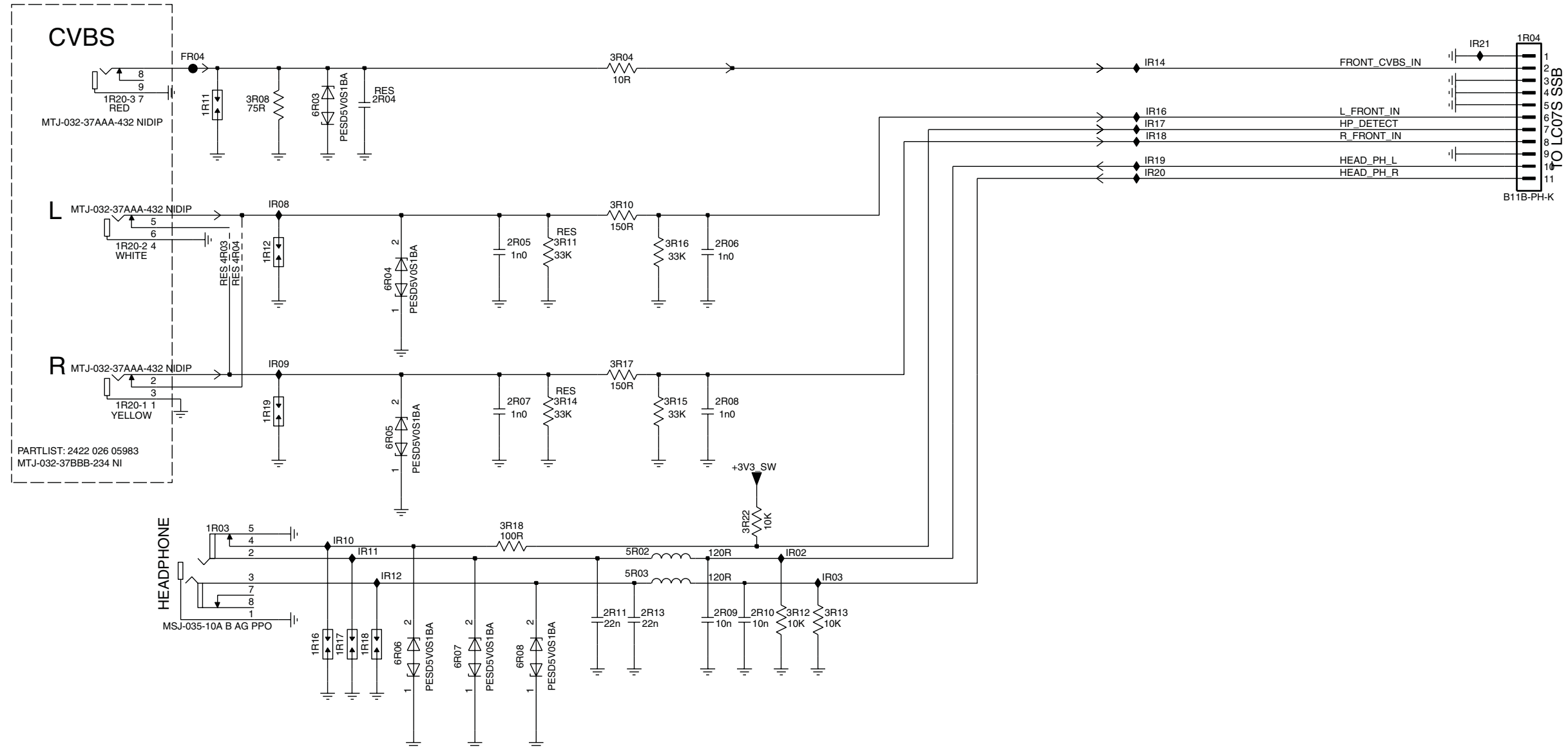


D2 SIDE 10

D2

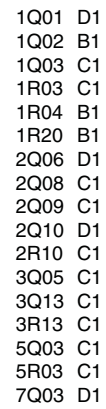


IR21 B9



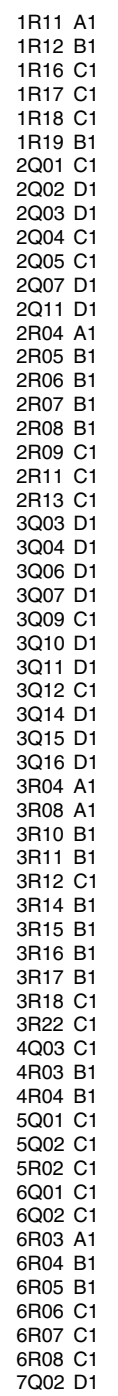
H_17370_031.eps
080807

1



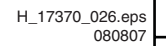
H_17370_032.eps
080807

1

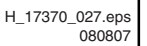


H_17370_033.eps
080807

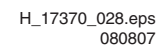
D1 SIDE HDMI



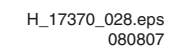
D2 SIDE IO



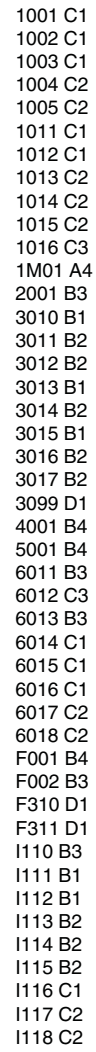
1



1

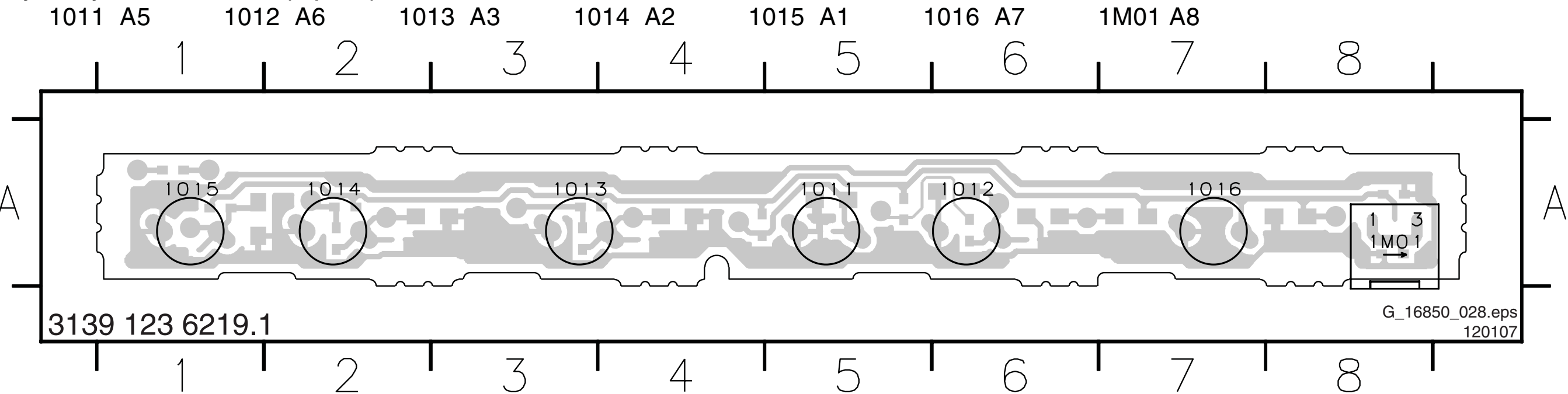


KEYBOARD CONTROL

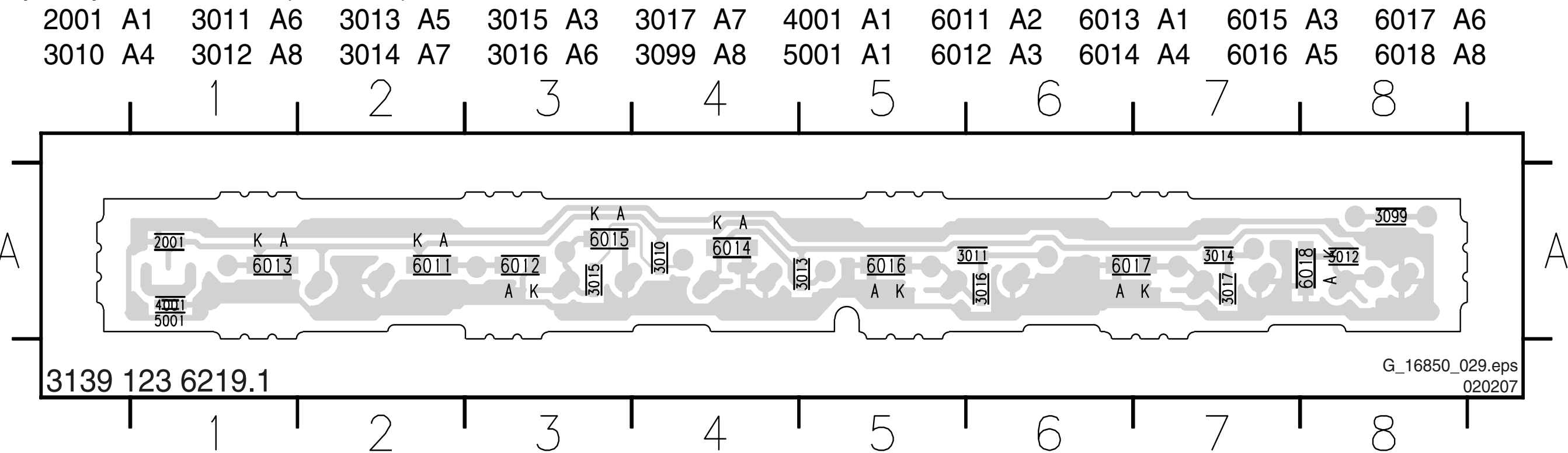


Personal Notes:

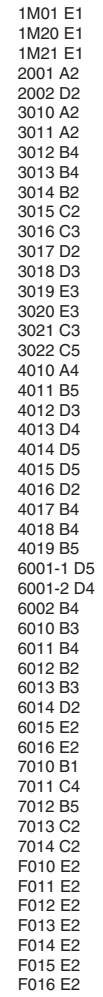
Layout Keyboard Control Panel (Top Side)



Layout Keyboard Control Panel (Bottom Side)

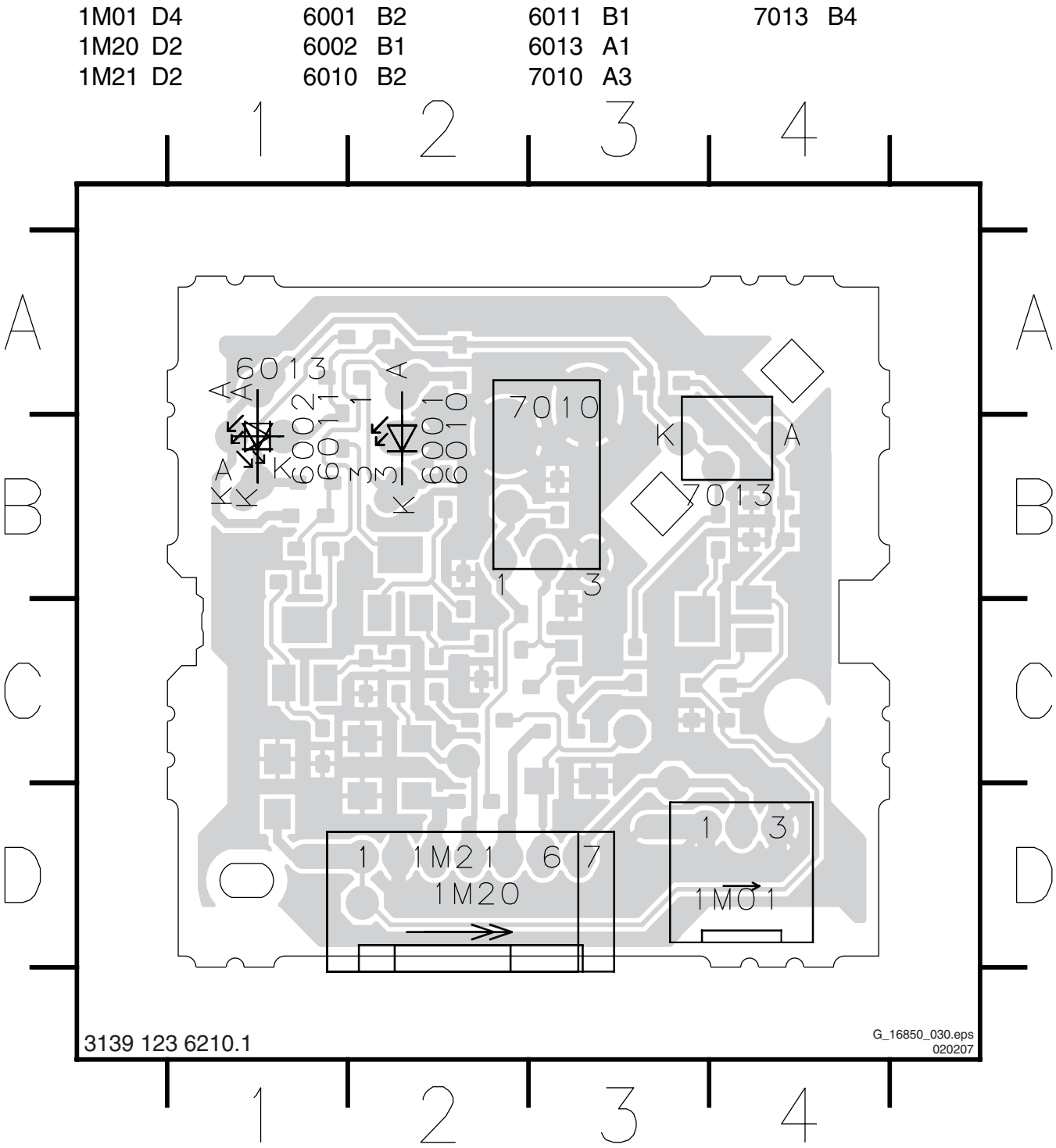


J IR/LED/LIGHT-SENSOR

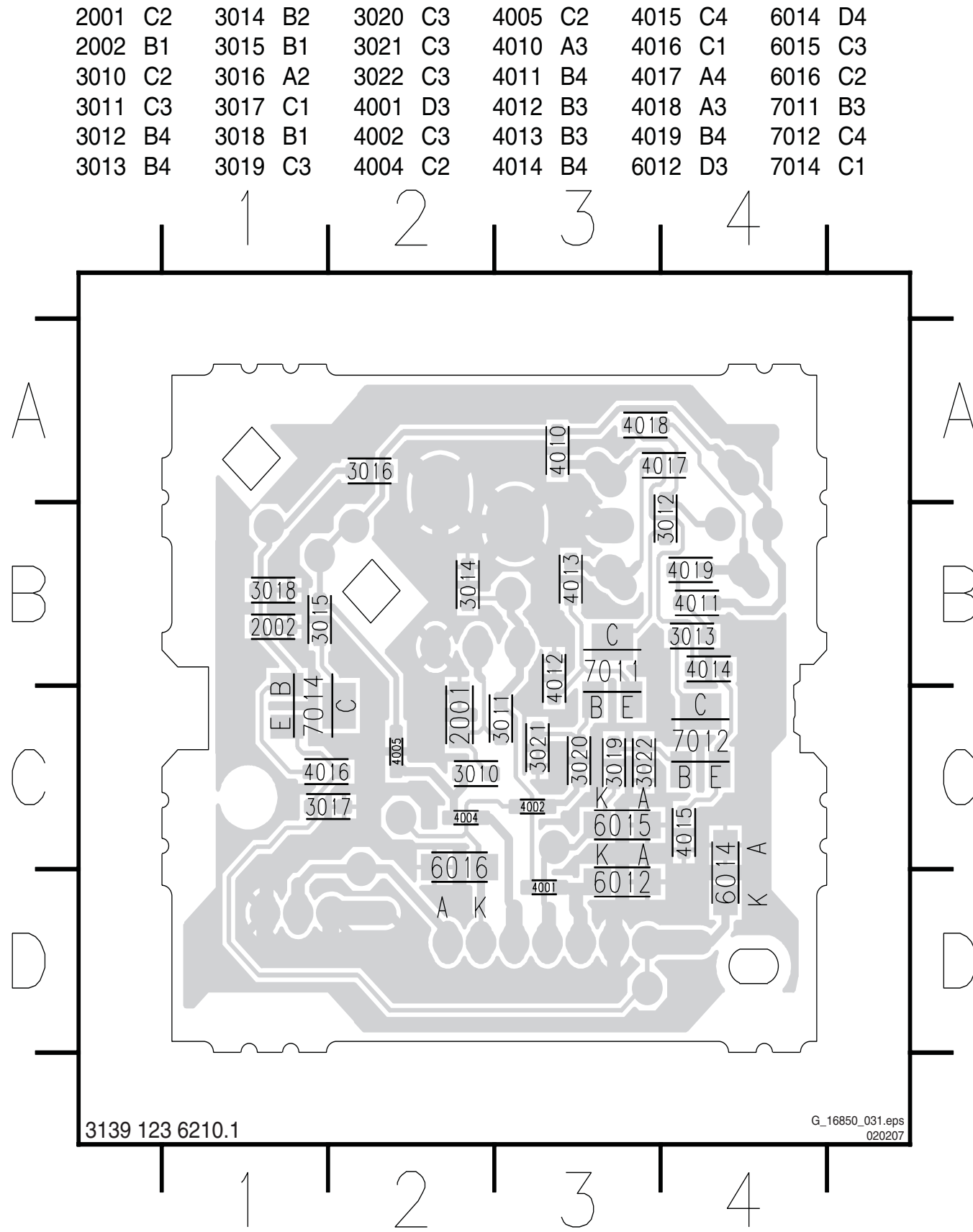


Personal Notes:

Layout Front IR / LED Panel (Top Side)



Layout Front IR / LED Panel (Bottom Side)



[illegible]

8. Alignments

Index of this chapter:

- 8.1 General Alignment Conditions
- 8.2 Hardware Alignments
- 8.3 Software Alignments
- 8.4 Option Settings

Note: Figures below can deviate slightly from the actual situation, due to the different set executions.

General: The Service Default Mode (SDM) and Service Alignment Mode (SAM) are described in chapter 5. Menu navigation is done with the CURSOR UP, DOWN, LEFT or RIGHT keys of the remote control transmitter.

8.1 General Alignment Conditions

Perform all electrical adjustments under the following conditions:

- Power supply voltage (depends on region):
 - AP-NTSC: 120 V_{AC} or 230 V_{AC} / 50 Hz (± 10%).
 - AP-PAL-multi: 120 - 230 V_{AC} / 50 Hz (± 10%).
 - EU: 230 V_{AC} / 50 Hz (± 10%).
 - LATAM-NTSC: 120 - 230 V_{AC} / 50 Hz (± 10%).
 - US: 120 V_{AC} / 60 Hz (± 10%).
- Connect the set to the mains via an isolation transformer with low internal resistance.
- Allow the set to warm up for approximately 15 minutes.
- Measure voltages and waveforms in relation to correct ground (e.g. measure audio signals in relation to AUDIO_GND).

Caution: It is not allowed to use heatsinks as ground.
- Test probe: R_i > 10 Mohm, C_i < 20 pF.
- Use an isolated trimmer/screwdriver to perform alignments.

8.2 Hardware Alignments

There are no hardware alignments foreseen for this chassis, but below find an overview of the most important DC voltages on the SSB. These can be used for checking proper functioning of the DC/DC converters.

Description	Test Point	Specifications (V)			Diagram
		Min.	Typ.	Max.	
+AUDIO_POWER	FA16	11.40	12.00	12.60	B06B_Audio
-AUDIO_POWER	FA14	11.40	12.00	12.60	B06B_Audio
+12V_DISP	FB34	11.40	12.00	12.60	B01A_DC-DC
+8V	F401	7.60	8.00	8.40	B06A_Audio Proc.
+5V_STANDBY	FB28	4.94	5.20	5.46	B01A_DC-DC
+5V_SW	FB40	4.93	5.19	5.45	B01A_DC-DC
+5V_D	F403	4.75	5.00	5.25	B06A_Audio Proc.
+5V_AUD	F402	4.75	5.00	5.25	B06A_Audio Proc.
+5V_TUN	F133	4.75	5.00	5.25	B02_Tuner IF
+3V3_STBY	FB13	3.10	3.30	3.50	B01A_DC-DC
+3V3_SW	FB11	3.1	3.3	3.5	B01A_DC-DC
+1V8_SW	FP06	1.72	1.82	1.92	B01B_DC-DC
+1V2_SW	FP03	1.18	1.25	1.31	B01B_DC-DC
+2V5_SW	FP05	2.37	2.5	2.63	B01B_DC-DC
+3V3	FJ01	3.2	3.27	3.4	B03E_DVB-MOJO
+3V3_FE	FF14	3.2	3.27	3.4	B03A_DVB-Demod
+1V2_CORE	FE08	1.14	1.24	1.34	B05C_WX_POWER

8.3 Software Alignments

With the software alignments of the Service Alignment Mode (SAM) the Tuner and RGB settings can be aligned. To store the data: Use the RC button "Menu" to switch to the main menu and next, switch to "Stand-by" mode.

8.3.1 Tuner Adjustment (RF AGC Take Over Point)

Purpose: To keep the tuner output signal constant as the input signal amplitude varies.

The LC7.5x chassis comes with the TD1316AF tuner. No alignment is necessary, as the AGC alignment is done automatically (standard value: "15"), even during analogue reception.

8.3.2 RGB Alignment

Before alignment, choose "TV MENU" -> "Picture" and set:

- "Brightness" to "50".
- "Colour" to "50".
- "Contrast" to "100".

White Tone Alignment:

- Activate SAM.
- Select "RGB Align." -> "White Tone" and choose a colour temperature.
- Use a 100% white screen as input signal and set the following values:
 - All "White point" values initial to "256".
 - All "BlackL Offset" values to "0".

In case you have a colour analyser:

- Measure with a calibrated (phosphor- independent) colour analyser (e.g. Minolta CA-210) in the centre of the screen. Consequently, the measurement needs to be done in a dark environment.
- Adjust the correct x,y coordinates (while holding one of the White point registers R, G or B on "256") by means of decreasing the value of one or two other white points to the correct x,y coordinates (see table "White D alignment values"). Tolerance: dx: ± 0.004, dy: ± 0.004.
- Repeat this step for the other colour Temperatures that need to be aligned.
- When finished return to the SAM root menu and press STANDBY on the RC to store the aligned values to the NVM.

Table 8-1 White D alignment values

Value	Cool (11000 K)	Normal (9000 K)	Warm (6500 K)
x	0.278	0.289	0.314
y	0.278	0.291	0.319

If you do **not** have a colour analyser, you can use the default values. This is the next best solution. The default values are average values coming from production (statistics).

- Set the RED, GREEN and BLUE default values per temperature according to the values in the "Tint settings" table.
- When finished return to the SAM root menu and press STANDBY on the RC to store the aligned values to the NVM.

Table 8-2 Tint settings

Alignment	32"	42"
COOL_RED	250	249
COOL_GREEN	251	241
COOL_BLUE	246	246
NORMAL_RED	252	251
NORMAL_GREEN	246	238
NORMAL_BLUE	228	229

Alignment	32"	42"
WARM_RED	252	246
WARM_GREEN	232	222
WARM_BLUE	197	199

(*) This data was not available at the time of writing, but for default settings use the column on the right.

Black Level Offset Alignment

- Activate SAM.
- Select "RGB Align." -> "BlackL Offset" and choose a colour.
- Set all "BlackL Offset" values to "0".
- When finished return to the SAM root menu and press STANDBY on the RC to store the aligned values to the NVM.

Note: For models with "Pixel Plus", the "Black Offset" (black level offset) should **NOT** be changed in SAM. These offset values of RGB should be set to "0", and should **NOT** be adjusted. Any adjustment of these values will affect the low light white balance.

ADC YPbPr Gray Scale Alignment

When the grey scale is not correct, use this alignment:

- Activate SAM.
- Select "NVM Editor".
- Enter address "26(dec)" (ADR).
- Set value (VAL) to "197(dec) \pm 25".
- Store (STORE) the value.

8.4 Option Settings

8.4.1 Introduction

The microprocessor communicates with a large number of I²C ICs in the set. To ensure good communication and to make digital diagnosis possible, the microprocessor has to know which ICs to address. The presence/absence of these specific ICs (or functions) is made known by the option codes.

Notes:

- After changing the option(s), save them with the STORE command.
- The new option setting becomes active after the TV is switched "off" and "on" again with the mains switch (the EAROM is then read again).

8.4.2 How To Set Option Codes

When the NVM is replaced, all options will require resetting. To be certain that the factory settings are reproduced exactly, you must set all option numbers. You can find the correct option numbers in table "Option Codes OP1...OP7" below.

How to Change Options Codes

An option code (or "option byte") represents eight different options (bits). When you change these numbers directly, you can set all options very quickly. All options are controlled via seven option bytes (OP1... OP7).

Activate SAM and select "Options". Now you can select the option byte (OP1.. OP7) with the CURSOR UP/ DOWN keys, and enter the new 3 digit (decimal) value. For the correct factory default settings, see the next table "Option codes OP1...OP7". For more detailed information, see the second table "Option codes at bit level". If an option is set (value "1"), it represents a certain decimal value.

When all the correct options (bits) are set, the sum of the decimal values of each Option Byte (OP) will give the option code.

Sets 12NC	Sets Type	Panel Type	Panel 12NC	Panel Code (Dec)	Option Byte						
Ambilight					Group 1				Group 2		
					1	2	3	4	5	6	7
8670 000 32646	32PFL7962D/05	CMO: V315B1-L05	9322 248 65682	069	147	055	042	223	077	242	006
		Reserved	Reserved	Reserved							
		Reserved	Reserved	Reserved							
8670 000 32656	42PFL7962D/05	AUO: T420HW01V2	9322 254 10682	110	147	055	042	223	077	242	006
		LPL: LC420WU3-XXXX	not available	not available							
		Reserved	Reserved	Reserved							
Non Ambilight					Group 1				Group 2		
					1	2	3	4	5	6	7
8670 000 32644	32PFL7762D/05	CMO: V315B1-L05	9322 248 65682	069	147	023	042	223	077	242	006
		Reserved	Reserved	Reserved							
		Reserved	Reserved	Reserved							
8670 000 32638	42PFL7762D/05	AUO: T420HW01V2	9322 254 10682	110	147	023	042	223	077	242	006
		LPL: LC420WU3-XXXX	not available	not available							
		Reserved	Reserved	Reserved							
8670 000 32635	52PFL7762D/05	Sharp: LK520D3LZ13	9322 254 45682	098	147	023	042	223	077	242	005
		Reserved	Reserved	Reserved							
		Reserved	Reserved	Reserved							
Ambilight					Group 1				Group 2		
					1	2	3	4	5	6	7
8670 000 32647	32PFL7962D/12	CMO: V315B1-L05	9322 248 65682	069	147	055	042	223	077	242	006
		Reserved	Reserved	Reserved							
		Reserved	Reserved	Reserved							
8670 000 32655	42PFL7962D/12	AUO: T420HW01V2	9322 254 10682	110	147	055	042	223	077	242	006
		LPL: LC420WU3-XXXX	not available	not available							
		Reserved	Reserved	Reserved							
Non Ambilight					Group 1				Group 2		
					1	2	3	4	5	6	7
8670 000 32645	32PFL7762D/12	CMO: V315B1-L05	9322 248 65682	069	147	023	042	223	077	242	006
		Reserved	Reserved	Reserved							
		Reserved	Reserved	Reserved							
8670 000 32639	42PFL7762D/12	AUO: T420HW01V2	9322 254 10682	110	147	023	042	223	077	242	006
		LPL: LC420WU3-XXXX	not available	not available							
		Reserved	Reserved	Reserved							

H_17370_060.eps
100807

Figure 8-1 Option codes OP1...OP7

Option Bit Overview

Below find an overview of the Option Codes on **bit** level.

Table 8-3 Option codes at bit level (OP1-OP4)

Option Byte & Bit	Dec. Value	Option Name	Description
Byte OP1			
Bit 7 (MSB)	128	BBE	ON = BBE is available OFF = BBE is not available
Bit 6	64	CHINA	ON = SW is for CHINA only OFF = SW is for Non-China AP cluster
Bit 5	32	DTV_CHINA	ON = DTV_CHINA will be available (Reserved) OFF = DTV_CHINA will not be available
Bit 4	16	DTV_EU	ON = DTV will be available OFF = DTV will not be available
Bit 3	8	UK_PNP	ON = UK PNP is available (for analogue TV only) OFF = UK PNP is not available (for analogue TV only)
Bit 2	4	VIRGIN_MODE	ON = Virgin Mode (PNP) is available OFF = Virgin Mode (PNP) is not available
Bit 1	2	ACI	ON = ACI is available OFF = ACI is not available
Bit 0 (LSB)	1	ATS	ON = ATS is available OFF = ATS is not available
Total DEC Value			
Byte OP2			
Bit 7 (MSB)	128	1080P	ON = 1080p is available OFF = 1080p is not available
Bit 6	64	LIGHT_SENSOR	ON = Light Sensor is available OFF = Light Sensor is not available
Bit 5	32	AMBILIGHT	ON = Ambilight Feature will be available OFF = Ambilight Feature will not be available
Bit 4	16	BACKLIGHT_DIMMING	ON = Backlight Dimming is available OFF = Backlight Dimming is not available
Bit 3	8	HUE	ON = Hue is available OFF = Hue is not available
Bit 2	4	2D3DCF	ON = 3D Comb Filter is available OFF = 2D Comb Filter is available
Bit 1	2	WSSB	ON = WSS is available OFF = WSS is not available
Bit 0 (LSB)	1	WIDE_SCREEN	ON = TV is 16x9 set OFF = TV is 4x3 set
Total DEC Value			
Byte OP3			
Bit 7 (MSB)	128	CVI1	ON=CVI1 (YPbPr) (For ROW)
Bit 6	64	HDMI3	ON = HDMI3 (rear) is available OFF = HDMI3 (rear) is not available
Bit 5	32	HDMI4	ON = HDMI4 (side) is available OFF = HDMI4 (side) is not available
Bit 4	16	VCHIP	ON = VChip is available OFF = VChip is not available
Bit 3	8	VIDEO_TEXT	ON = Video-TXT is available OFF = Video-TXT is not available
Bit 2	4	STEREO_DBX	ON = Stereo DBX detection is available (LATAM) OFF = Stereo DBX detection is not available
Bit 1	2	STEREO_NICAM_2CS	ON = Stereo NICAM 2CS detection is available (EU/AP/China) OFF = Stereo NICAM 2CS detection is not available
Bit 0 (LSB)	1	LIP_SYNC	ON = Lip Sync is available OFF = Lip Sync is not available
Total DEC Value			
Byte OP4			
Bit 7 (MSB)	128	HDMI2	ON = HDMI2 is available OFF = HDMI2 is not available
Bit 6	64	HDMI1	ON = HDMI1 is available OFF = HDMI1 is not available
Bit 5	32	VGA	ON = VGA is available OFF = VGA is not available
Bit 4	16	SVHS3	ON = SVHS3 is available OFF = SVHS3 is not available
Bit 3	8	AV3	ON = AV3 is available OFF = AV3 is not available
Bit 2	4	CVI	ON = CVI is available OFF = CVI is not available
Bit 1	2	SVHS2	ON = SVHS2 is available OFF = SVHS2 is not available
Bit 0 (LSB)	1	AV2	ON = AV2 is available OFF = AV2 is not available
Total DEC Value			

Table 8-4 Option codes at bit level (OP5-OP7)

Option Byte & Bit	Dec. Value	Option Name	Description
Byte OP5			
Bit 7 (MSB)	128	NVM_CHECK	ON = NVM (range) checking is available OFF = NVM (range) checking is not available
Bit 6	64	DNM	ON = DNM is available OFF = DNM is not available
Bit 5	32	SUBWOOFER	ON = Subwoofer is available OFF = Subwoofer is not available
Bit 4	16	MP_ALIGN	ON = Using multi-point alignment for Gamma & White Point OFF = Using old way for Gamma (pre-defined) & WP alignment
Bit 3	8	SYS_RECVRY	ON = System Recovery is available OFF = System Recovery is not available
Bit 2	4	ED_HD_DNM	ON = DNM not available on ED and HD signal OFF = DNM available on ED and HD signal
Bit 1	2	HOTEL	ON = Hotel/BDS is available OFF = Hotel/BDS is not available
Bit 0 (LSB)	1	SS_DEMO	ON = Split Screen Demo is available OFF = Split Screen Demo is not available
Total DEC Value			
Byte OP6			
Bit 7 (MSB)	128	BACKLIGHT_BOOST	ON = iLAB Backlight boost feature is available OFF = iLAB Backlight boost feature is not available
Bit 6	64	STATIC_DIMMING	ON = iLAB Static Dimming feature is available OFF = iLAB Static Dimming feature is not available
Bit 5	32	CEC	ON = CEC feature available OFF = CEC feature not available
Bit 4	16	AUTO_HDMI	ON = Auto HDMI feature available OFF = Auto HDMI feature not available
Bit 3	8	TUNER PROFILE	0 = ATV_EU_PHILIPS UV1318S/AIH-3 1 = ATV_EU_Panasonic EN57K28G3F 2 = DTV_EU_PHILIPS TD1316AF/IHP-2 4 = ATV_AP_PHILIPS UV1316E/AIH-4 5 = ATV_AP_Tuner2 (Reserved) 6 = ATV_CHINA_ALPS TEDE9-286B 7 = ATV_CHINA_Tuner2 (Reserved) 8 = ATV_LATAM_PHILIPS UV1338/AIH-4 9 = ATV_LATAM_Tuner2 (Reserved) 10 = DTV_CHINA_Tuner1 (Reserved) 11 = DTV_CHINA_Tuner2 (Reserved) 12 = Not Used (Reserved) 13 = Not Used (Reserved) 14 = Not Used (Reserved) 15 = Not Used (Reserved)
Bit 2	4		
Bit 1	2		
Bit 0 (LSB)	1		
Total DEC Value			
Byte OP7			
Bit 7 (MSB)	128	Reserved	Not Used (Reserved)
Bit 6	64	Reserved	Not Used (Reserved)
Bit 5	32	Reserved	Not Used (Reserved)
Bit 4	16	CABINET PROFILE	0 = Cabinet_Profile_26_LCD_ME7 1 = Cabinet_Profile_32_LCD_ME7 2 = Cabinet_Profile_37_42_47_LCD_ME7 3 = Cabinet_Profile_42_50_PDP_ME7 4 = Cabinet_Profile_26_LCD_ME5P 5 = Cabinet_Profile_52_LCD_ME7 6 = Cabinet_Profile_Supernova 7- 32 = Reserved
Bit 3	8		
Bit 2	4		
Bit 1	2		
Bit 0 (LSB)	1		
Total DEC Value			

9. Circuit Descriptions, Abbreviation List, and IC Data Sheets

Index of this chapter:

- 9.1 Introduction
- 9.2 LCD Power Supply
- 9.3 DC/DC converters
- 9.4 Front-End
- 9.5 DVB-T Signal Processing
- 9.6 Video Processing
- 9.7 Audio Processing
- 9.8 HDMI
- 9.9 Abbreviation List
- 9.10 IC Data Sheets

Notes:

- Only **new** circuits (circuits that are not published recently) are described.
- Figures can deviate slightly from the actual situation, due to different set executions.
- For a good understanding of the following circuit descriptions, please use the Wiring, Block (chapter 6) and Circuit Diagrams (chapter 7). Where necessary, you will find a separate drawing for clarification.

9.1 Introduction


The LC7.5x chassis (development name "LC07S") is a digital derivative from the digital LC7.2x chassis (development name "LC07"). It covers screen sizes of 32" and 42" with a new styling called "SuperNova" and 52" with existing styling "ME7".

Some delta's with respect to the LC7.2x chassis are:

- **Video:** Video processing is performed by the Trident video processor SVP WX86 (item 7C01) which outputs a signal of 1080p (no additional 1080p panel needed), introduces Digital Natural Motion (DNM) and supports MPEG Artifact Reduction.
- **AmbiLight:** FPGA-based AmbiLight controller integrated on SSB (no additional AmbiLight panel needed).
- **Audio:** introducing BBE® technology for increased speech intelligibility and music performance with an additional subwoofer.
- **HDMI:** Additional HDMI connector with on-board switch has been added.
- **On-board DC-DC converters:** DC-DC-converters on-board the SSB have been changed.


For (other) features of the chassis, please refer to the LC7.2E LA Service Manual.

9.1.1 SSB Cell Layout



H_17370_061.eps
100807

Figure 9-1 SSB top view



H_17370_062.eps
100807

Figure 9-2 SSB bottom view

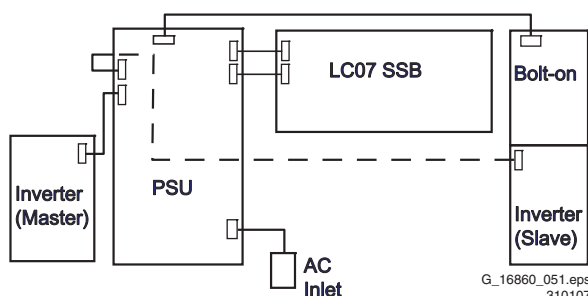
9.2 LCD Power Supply

The Power Supply Unit (PSU) in this chassis is a buy-in and is a black-box for Service. When defective, a new panel must be ordered and the defective panel must be returned for repair, unless the main fuse of the unit is broken. Always replace the fuse with one of the correct specifications! This part is commonly available in the regular market.

Three different PSU can be used in this chassis:

- 32" sets use a "Delta" PSU
- 42" sets use a "PPS" (Philips Power Solutions) PSU
- 52" sets use a "Delta" PSU.

Figure "Overview of PSU connectivity" shows the connectivity of the Power Supply Unit with the other panels in the set.



G_16860_051.eps
310107

Figure 9-3 Overview of PSU connectivity

All Power Supply Units deliver the following voltages to the chassis:

- +24 V to the inverters
- +12 V to SSB
- +12 V and -12 V to Audio Supply
- +12 V to Bolt-on Supply (where applicable)
- +5.2 V Standby voltage.

9.3 DC/DC converters

A switch (mounted on-board the SSB) generates the +5 V (+5V_SW) from the +5 V (+5V_STANDBY) supply voltage. They deliver the following voltages to the board:

- +3.3 V (+3V3_STBY)
- +5 V (+5V_SW)
- +3.3 V (+3V3_SW)
- +34 V (+VTUN)
- +2.5 V (+2V5_SW)
- +1.8 V (+1V8_SW)
- +1.2 V (+1V2_SW)

An overview can be found in figure "DC-DC converter block diagram".

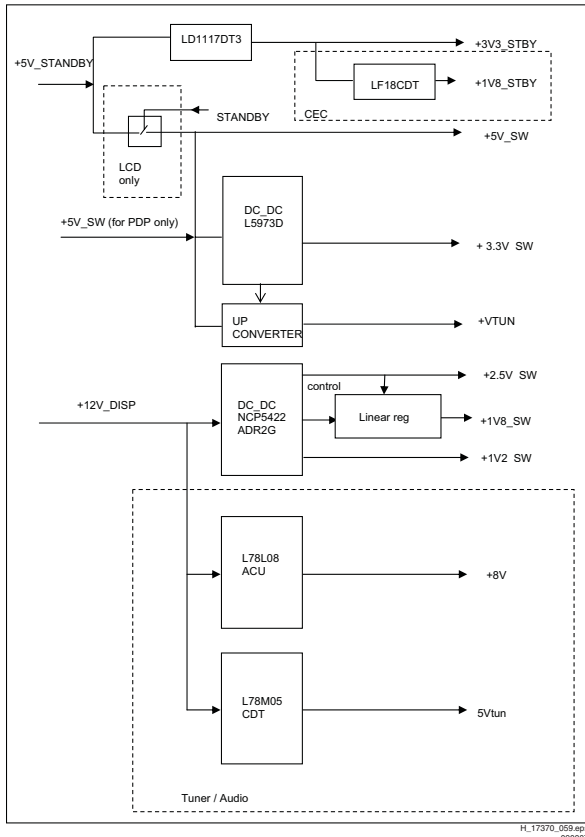


Figure 9-4 DC-DC converter block diagram

9.4 Front-End

Refer to the LC7.2E LA Service Manual.

9.5 DVB-T Signal Processing

Refer to the LC7.2E LA Service Manual.

9.5.1 Common Interface (CI)

Refer to the LC7.2E LA Service Manual.

9.5.2 Supply

The internal voltages that are used are:

- +5 V (+5V_SW)
- +3.3 V (+3V3_SW)
- +1.2 V (+1V2_SW)
- +1.8 V (+1V8S_SW).

During start-up, it is important that the +1V8S_SW line comes up earlier than the +3V3_MOJO line. In order to implement this, a delay circuitry is added which is shown in figure “Delay circuitry”.

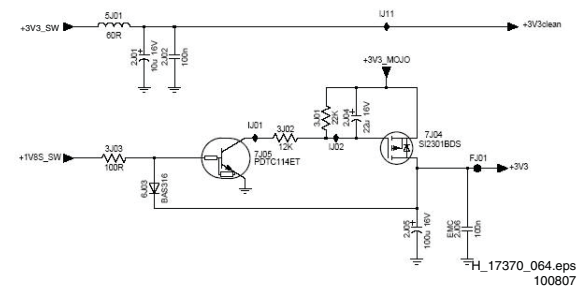


Figure 9-5 Delay circuitry

Item 7J05 switches the MOSFET “on” and “off” (item 7J04). The diode (item 6J03) performs a short-circuit protection for the +3V3 output stage.

9.6 Video Processing

The video processing is completely handled by the Trident SVP WX68 video processor which features:

- CVBS-input for analogue signals.
- RGB-input for digital (DVB-T) signals.
- Motion and “edge-adaptive” de-interlacing.
- Integrated ADC.
- Built-in 8-bit LVDS transmitter.
- Colour stretch.
- Skin colour enhancement.
- 3D Digital Comb Video Decoder.
- Interlaced and Progressive Scan refresh.
- TeleText decoding.
- OSD and VBI/Closed Caption.
- Digital Natural Motion (DNM).
- MPEG Artifact reduction.

9.6.1 System Overview

Refer to figure “System Overview” for details.

9.7 Audio Processing

Refer to the LC7.2E LA Service Manual.

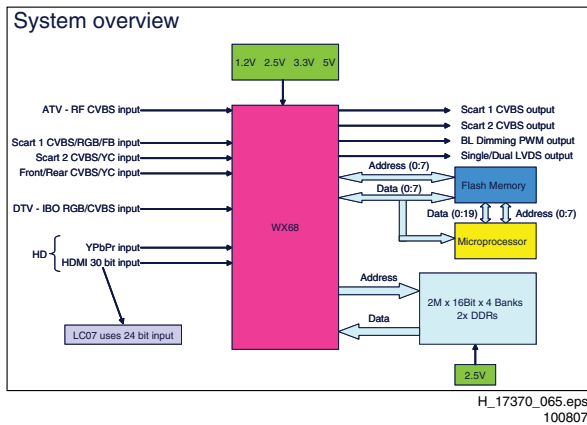


Figure 9-6 System Overview

9.6.2 Video Application

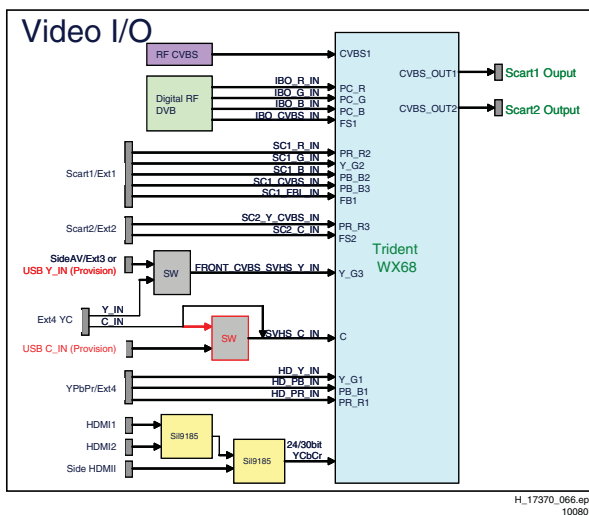


Figure 9-7 Block diagram video processing

“Block diagram video processing” shows the input and output signals to and from the Trident Video Processor.

During analogue reception, a CVBS signal coming from the analogue front-end is fed to the video processor via pin CVBS1. During digital reception, the video signal coming from the MPEG decoder (MOJO) is fed to the video processor via pins FS1, PC_B, PC_G and PC_R.

The video processor also interfaces the SCART1 & 2 input, side AV, EXT4 (HD where applicable) and HDMI1 & 2 and Side HDMI input. Through the SCART1 & 2 connectors, a monitor output is foreseen.

9.8 HDMI

9.8.1 Introduction

Refer to the LC7.2E LA Service Manual.

9.8.2 Implementation

The main HDMI receiver which is used is the Sil 9125 (Silicon Image) third generation HDMI receiver (item 7N01 on the SSB). In addition, the Sil 9185 HDMI switch (item 7M07) and Sil 9181 HDMI buffer (item 7Q03) are used for switching the 3 HDMI inputs and buffering to ensure good signal quality. Refer to figure “HDMI implementation” for details.

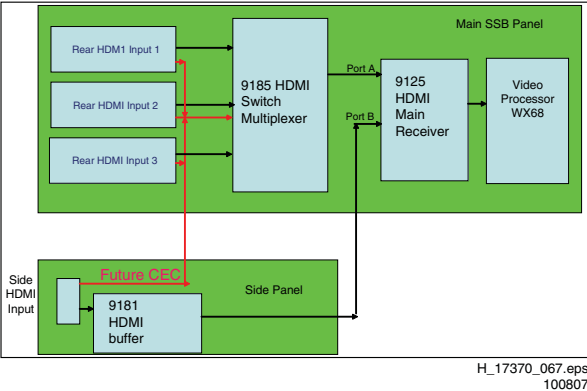


Figure 9-8 HDMI implementation

The implementation supports:

- Three HDMI input connectors to the TV via “HDMI rear” as “HDMI1”, “HDMI2” and “HDMI3”.
- One HDMI input connector to the TV via “HDMI side” as “Side HDMI”.
- All EDID is stored in the internal EEPROM which is integrated inside the Sil9185 multiplexer and Sil9181 buffer IC.
- I²S output for connection to low-cost DACs at a frequency of 32 to 192 kHz.
- Pre-programmed HDCP keys providing the highest level of security and simplicity during manufacturing.

When the HDMI receiver Sil9125 receives either RGB or YCbCr 4:2:2 input signals, it will convert these signals to 24-36-bit YCbCr 4:4:4 output signals. When it receives an YCbCr 4:4:4 input signal, it will just bypass this signal to the Trident WX68 video processor.

Refer to figures “HDMI signal flow diagram” and “HDMI interface to Video Processor” for details.

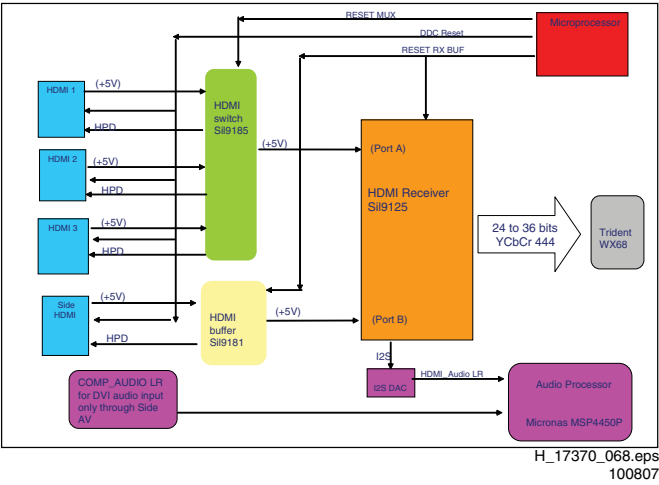


Figure 9-9 HDMI signal flow diagram

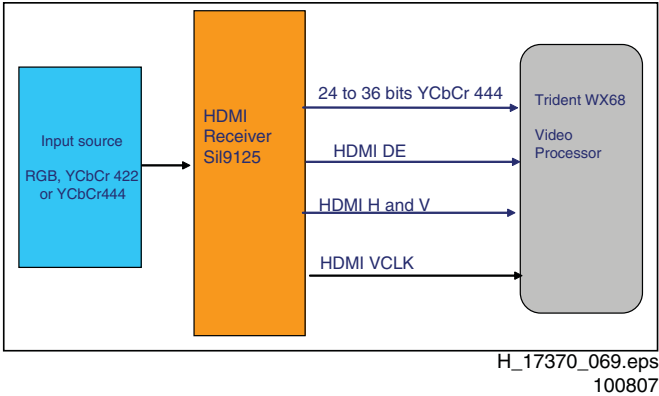


Figure 9-10 HDMI interface to Video Processor

9.9 Abbreviation List

1080i	1080 visible lines, interlaced	ED	Enhanced Definition: 480p, 576p
1080p	1080 visible lines, progressive scan	EDID	Extended Display Identification Data (VESA standard)
2CS	2 Carrier Sound	EEPROM	Electrically Erasable and Programmable Read Only Memory
2DNR	Spatial (2D) Noise Reduction	EU	EUrope
3DNR	Temporal (3D) Noise Reduction	EXT	EXTERNAL (source), entering the set by SCART or by cinches (jacks)
480i	480 visible lines, interlaced	FBL	Fast Blanking: DC signal accompanying RGB signals
480p	480 visible lines, progressive scan	FBL-TXT	Fast Blanking Teletext
AARA	Automatic Aspect Ratio Adaptation: algorithm that adapts aspect ratio to remove horizontal black bars; keeping up the original aspect ratio	FLASH	FLASH memory
ACI	Automatic Channel Installation: algorithm that installs TV channels directly from a cable network by means of a predefined TXT page	FM	Field Memory / Frequency Modulation
ADC	analogue to Digital Converter	FMR	FM Radio
AFC	Automatic Frequency Control: control signal used to tune to the correct frequency	FRC	Frame Rate Converter
AGC	Automatic Gain Control: algorithm that controls the video input of the feature box	FTV	Fiat TeleVision
AM	Amplitude Modulation	H	H_sync to the module
AUO	Acer Unipack Optonics	HD	High Definition: 720p, 1080i, 1080p
AP	Asia Pacific	HDCP	High-bandwidth Digital Content Protection; A "key" encoded into the HDMI/DVI signal that prevents video data piracy. If a source is HDCP coded and connected via HDMI/DVI without the proper HDCP decoding, the picture is put into a "snow vision" mode or changed to a low resolution. For normal content distribution, the source and the display device must be enabled for HDCP "software key" decoding
AR	Aspect Ratio: 4 by 3 or 16 by 9	HDMI	High Definition Multimedia Interface, digital audio and video interface
ASD	Automatic Standard Detection	HP	Head Phone
AV	Audio Video	I	Monochrome TV system. Sound carrier distance is 6.0 MHz
B/G	Monochrome TV system. Sound carrier distance is 5.5 MHz	I2C	Integrated IC bus
BTSC	Broadcast Television System Committee	I2S	Integrated IC Sound bus
CAM	Conditional Access Module	IBO(Z)	Intelligent Bolt On module. Z= Zapper; module for DVB reception.
CBA	Circuit Board Assembly (or PWB)	IC	Integrated Circuit
CEC	Consumer Electronics Control bus; remote control bus on HDMI connections	IF	Intermediate Frequency
CI	Common Interface; E.g PCMCIA slot for a CAM in a set top box	IR	Infra Red
CL	Constant Level: audio output to connect with an external amplifier	IRQ	Interrupt ReQuest
CLUT	Colour Look Up Table	Last Status	The settings last chosen by the customer and read and stored in RAM or in the NVM. They are called at start-up of the set to configure it according the customers wishes
ComPair	Computer aided rePair	LATAM	LATIn AMerica
COFDM	Coded Orthogonal Frequency Division Multiplexing; A multiplexing technique that distributes the data to be transmitted over many carriers	LC07	Philips chassis name for LCD TV 2007 project
CSM	Customer Service Mode	LCD	Liquid Crystal Display
CVBS	Composite Video Blanking and Synchronisation	LED	Light Emitting Diode
CVBS-MON	CVBS monitor signal	L/L'	Monochrome TV system. Sound carrier distance is 6.5 MHz. L' is Band I, L is all bands except for Band I
CVBS-TER-OUT	CVBS terrestrial out	LPL	LG Philips LCD
CVI	Component Video Input	LS	Loud Speaker
DAC	Digital to analogue Converter	LVDS	Low Voltage Differential Signalling, data transmission system for high speed and low EMI communication.
DBE	Dynamic Bass Enhancement: extra low frequency amplification	M/N	Monochrome TV system. Sound carrier distance is 4.5 MHz
DDC	Display Data Channel; is a part of the "Plug and Play" feature	MOSFET	Metal Oxide Semiconductor Field Effect Transistor
DFU	Directions For Use: owner's manual	MPEG	Motion Pictures Experts Group
DNR	Dynamic Noise Reduction	MSP	Multi-standard Sound Processor: ITT sound decoder
DRAM	Dynamic RAM	MUTE	MUTE Line
DSP	Digital Signal Processing	NAFTA	North American Free Trade Association: Trade agreement between Canada, USA and Mexico
DST	Dealer Service Tool: special (European) remote control designed for service technicians	NC	Not Connected
DTS	Digital Theatre Sound		
DVB(T)	Digital Video Broadcast; An MPEG2 based standard for transmitting digital audio and video. T= Terrestrial		
DVD	Digital Versatile Disc		
DVI	Digital Visual Interface		
DW	Double Window		

NICAM	Near Instantaneous Compounded Audio Multiplexing. This is a digital sound system, used mainly in Europe.	VL	Variable Level out: processed audio output toward external amplifier
NTSC	National Television Standard Committee. Colour system used mainly in North America and Japan. Colour carrier NTSC M/N = 3.579545 MHz, NTSC 4.43 = 4.433619 MHz (this is a VCR norm, it is not transmitted off-air)	VCR	Video Cassette Recorder
		VGA	Video Graphics Array
		WD	Watch Dog
		WYSIWYR	What You See Is What You Record: record selection that follows main picture and sound
NVM	Non Volatile Memory: IC containing TV related data (for example, options)	XTAL	Quartz crystal
O/C	Open Circuit	YPbPr	Component video (Y= Luminance, Pb/Pr= Colour difference signals B-Y and R-Y, other amplitudes w.r.t. to YUV)
ON/OFF LED	On/Off control signal for the LED	Y/C	Video related signals: Y consists of luminance signal, blanking level and sync; C consists of colour signal.
OAD	Over the Air Download	Y-OUT	Luminance-signal
OSD	On Screen Display	YUV	Baseband component video (Y= Luminance, U/V= Colour difference signals)
PAL	Phase Alternating Line. Colour system used mainly in Western Europe (colour carrier = 4.433619 MHz) and South America (colour carrier PAL M = 3.575612 MHz and PAL N = 3.582056 MHz)		
PC	Personal Computer		
PCB	Printed Circuit Board (or PWB)		
PDP	Plasma Display Panel		
PIG	Picture In Graphic		
PIP	Picture In Picture		
PLL	Phase Locked Loop. Used, for example, in FST tuning systems. The customer can directly provide the desired frequency		
PSU	Power Supply Unit		
PWB	Printed Wiring Board (or PCB)		
RAM	Random Access Memory		
RC	Remote Control transmitter		
RC5 (6)	Remote Control system 5 (6), the signal from the remote control receiver		
RF	Radio Frequency		
RGB	Red, Green, and Blue. The primary colour signals for TV. By mixing levels of R, G, and B, all colours (Y/C) are reproduced.		
RGBHV	Red, Green, Blue, Horizontal sync, and Vertical sync		
ROM	Read Only Memory		
SAM	Service Alignment Mode		
SC	SandCastle: two-level pulse derived from sync signals		
SC1-OUT	SCART output of the MSP audio IC		
SC2-OUT	SCART output of the MSP audio IC		
S/C	Short Circuit		
SCL	Clock signal on I2C bus		
SD	Standard Definition: 480i, 576i		
SDA	Data signal on I2C bus		
SDI	Samsung Display Industry		
SDM	Service Default Mode		
SDRAM	Synchronous DRAM		
SECAM	SEquence Couleur Avec Memoire. Colour system used mainly in France and Eastern Europe. Colour carriers = 4.406250 MHz and 4.250000 MHz		
SIF	Sound Intermediate Frequency		
SMPS	Switch Mode Power Supply		
SND	SouND		
SOPS	Self Oscillating Power Supply		
S/PDIF	Sony Philips Digital InterFace		
SRAM	Static RAM		
SSB	Small Signal Board		
STBY	Stand-by		
SVHS	Super Video Home System		
SW	Sub Woofer / SoftWare / Switch		
THD	Total Harmonic Distortion		
TXT	TeleteXT		
uP	Microprocessor		

9.10 IC Data Sheets

This section shows the internal block diagrams and pin layouts of ICs that are drawn as "black boxes" in the electrical diagrams (with the exception of "memory" and "logic" ICs).

9.10.1 Diagram B03A, Type TDA10046AHT (IC7F01), COFDM Channel Decoder

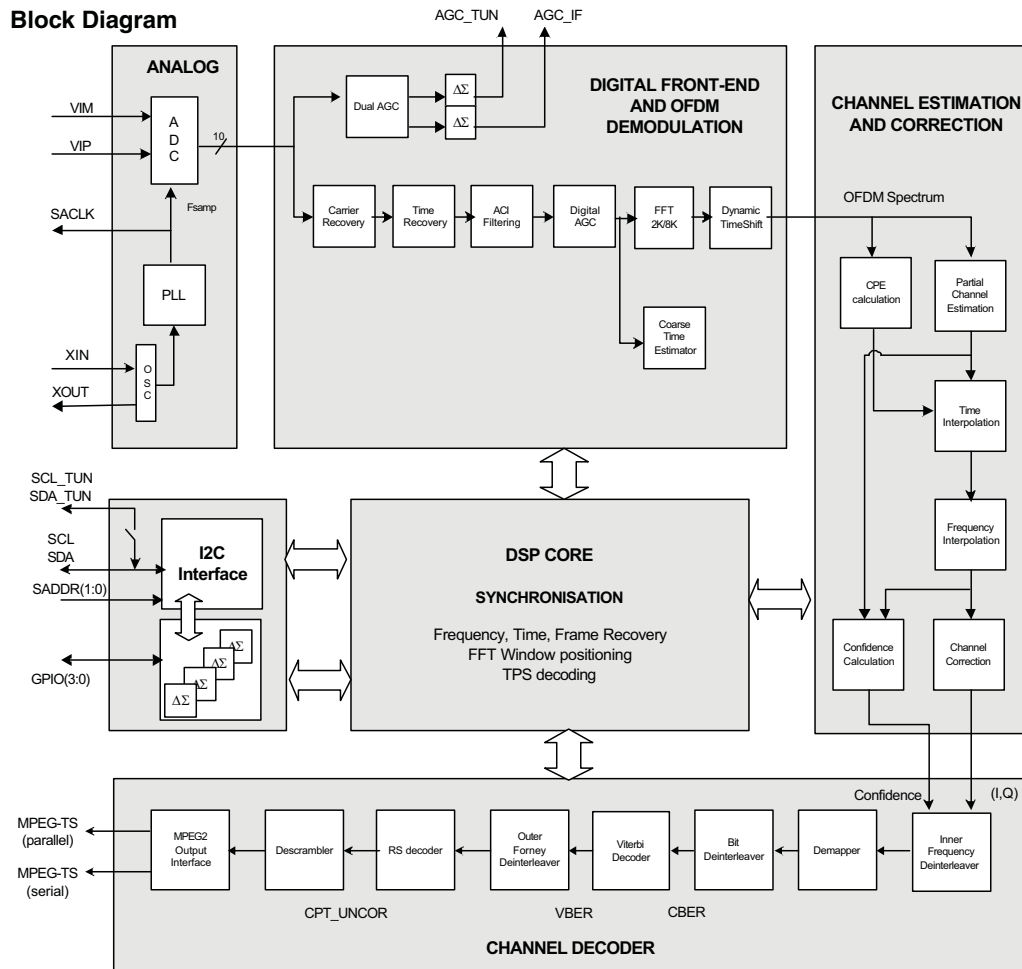


Figure 9-11 Internal block diagram and pin configuration

9.10.2 Diagram B03B, Type STV0700 (IC7K00), PCMCIA Controller

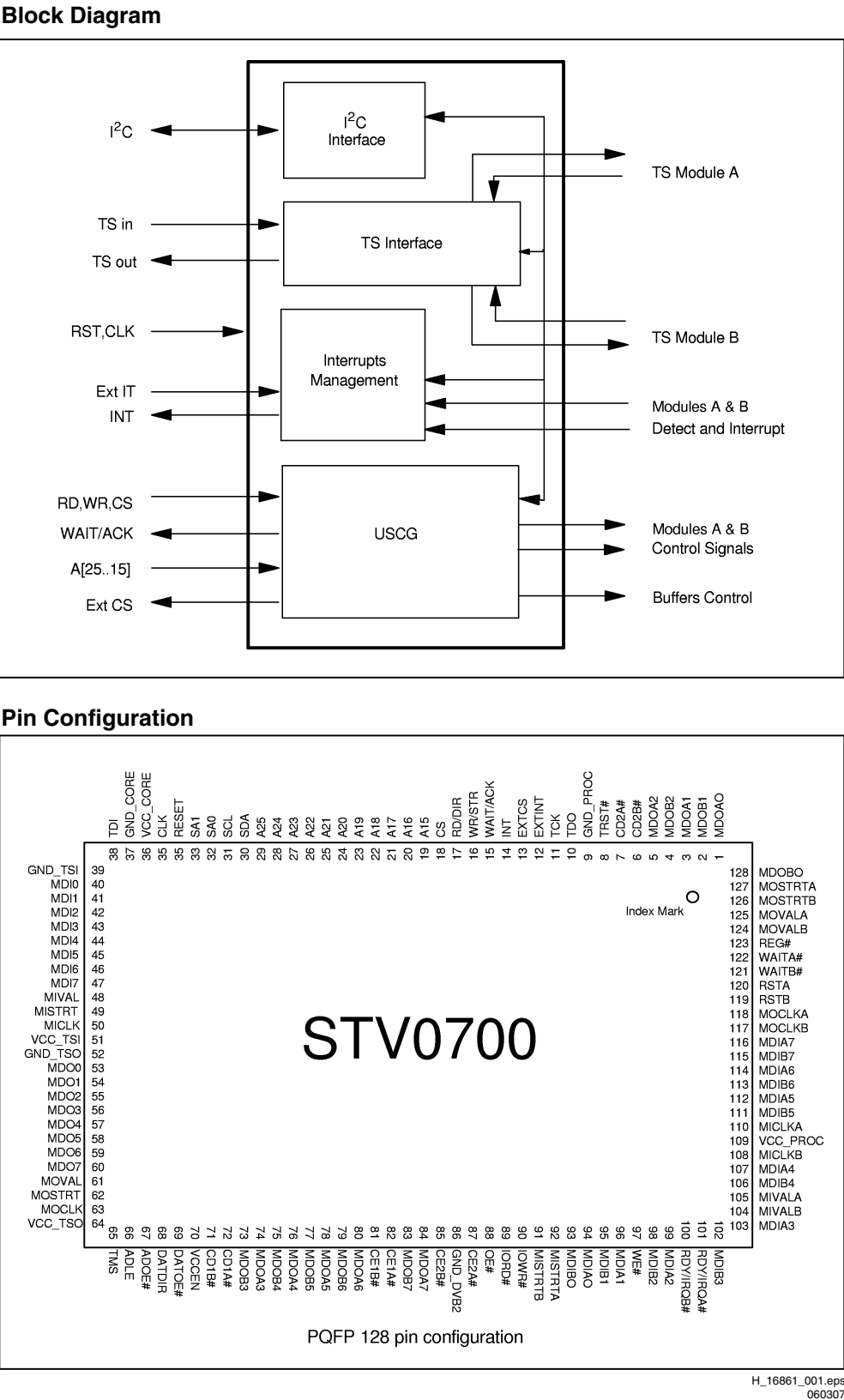


Figure 9-12 Internal block diagram and pin configuration

9.10.3 Diagram B03C, Type PNX8314HS (IC7G00), DVB-MOJO

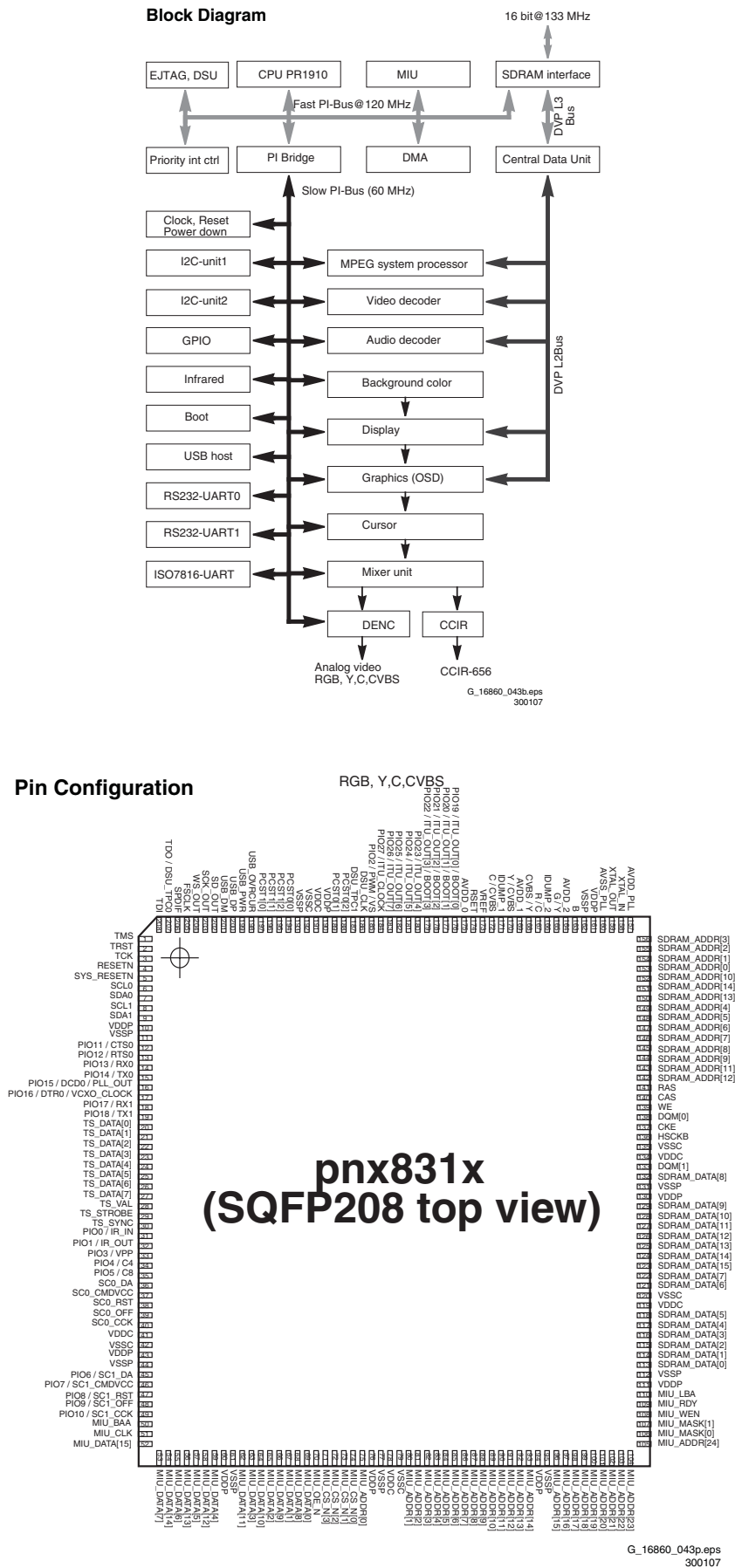


Figure 9-13 Internal block diagram and pin configuration

9.10.4 Diagram B05A, B05C, Type SVP WX68 (IC7C01), Trident Video processor

Block Diagram

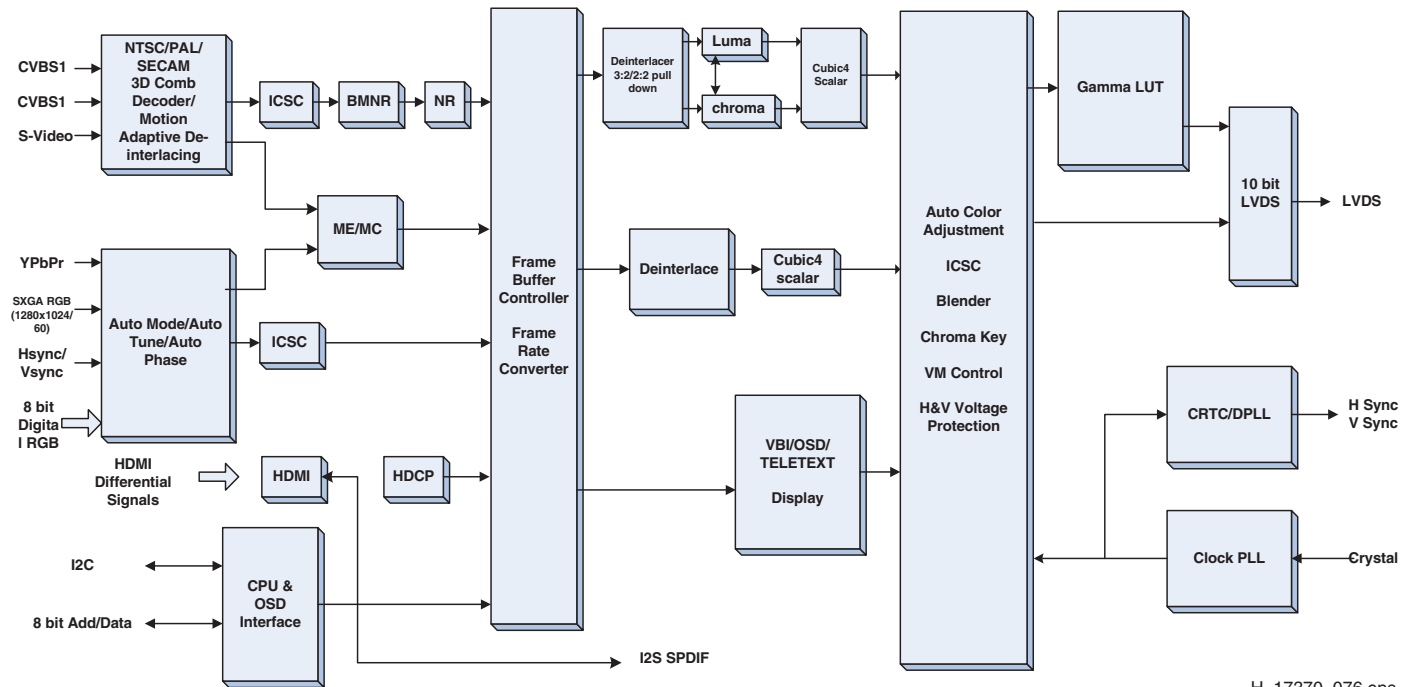
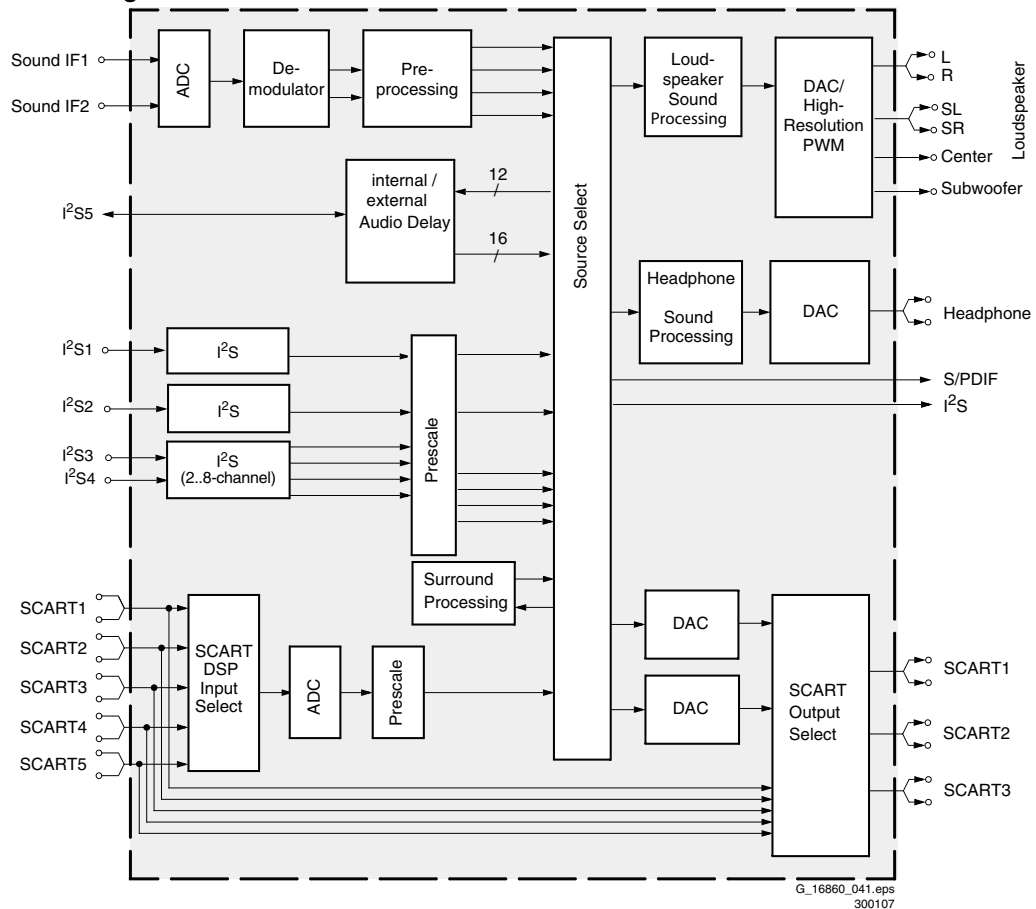
H_17370_076.eps
100807

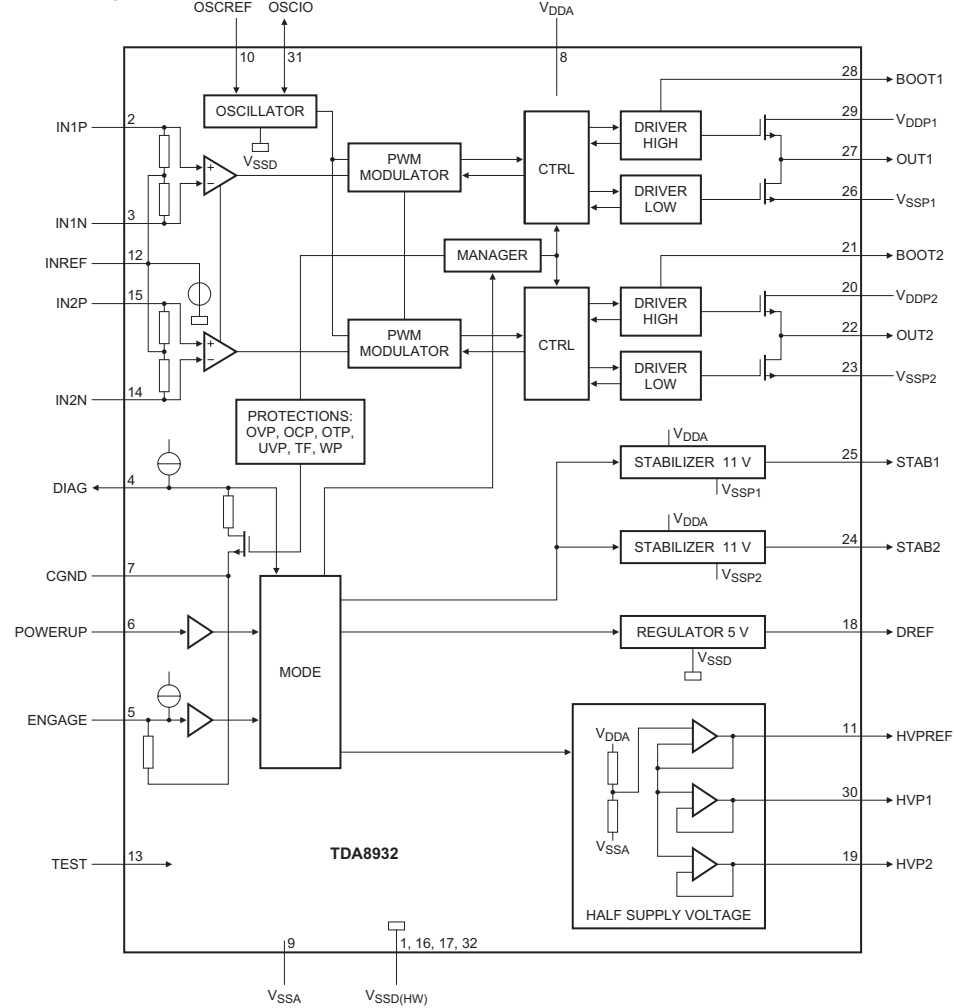
Figure 9-14 Internal block diagram

9.10.5 Diagram B06A, Type MSP4450P (IC7411), Micronas Sound Processor

Block Diagram**Figure 9-15 Internal block diagram**

9.10.6 Diagram B06B, Type TDA8932T (IC7A01), Audio Amplifier

Block Diagram



Pin Configuration

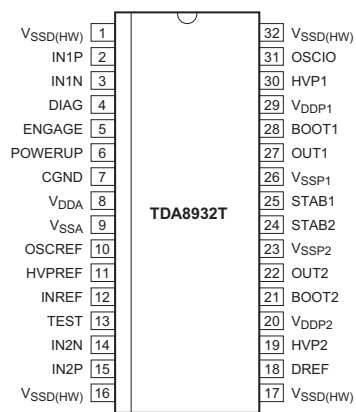
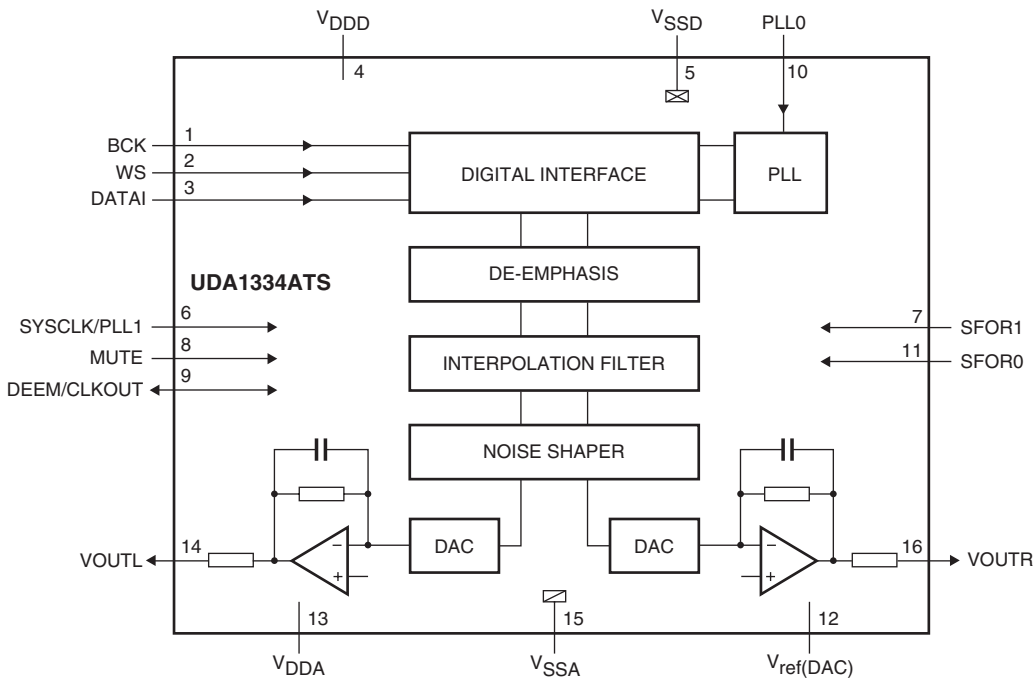


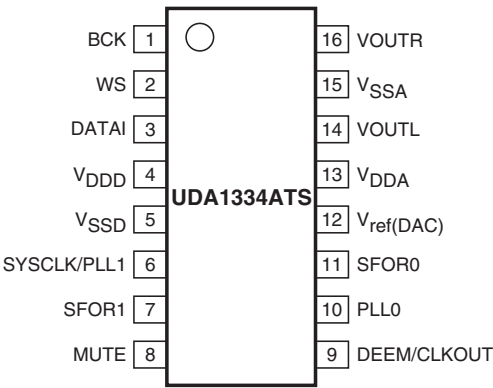
Figure 9-16 Internal block diagram and pin configuration

9.10.7 Diagram B07C, Type UDA1334ATS (IC7N07), Audio DAC

Block Diagram



Pin Configuration



G_16860_081.eps
220207

Figure 9-17 Internal block diagram and pin configuration

9.10.8 Diagram B07C, Type SIL9125CTU (IC7817), HDMI Receiver

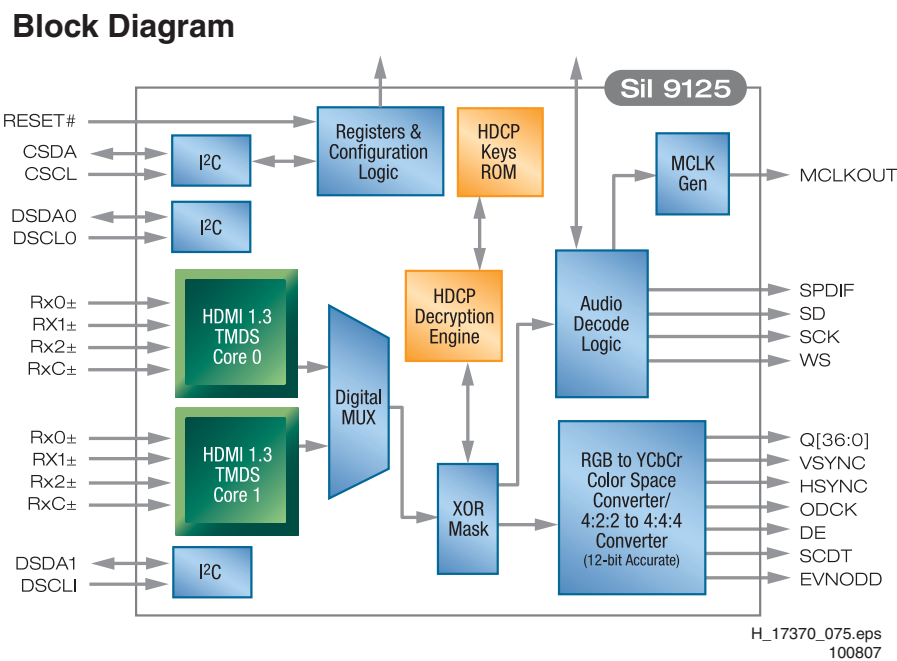


Figure 9-18 Internal block diagram

9.10.9 Diagram B07D, Type Sil 9185 (IC7M07), HDMI Switch

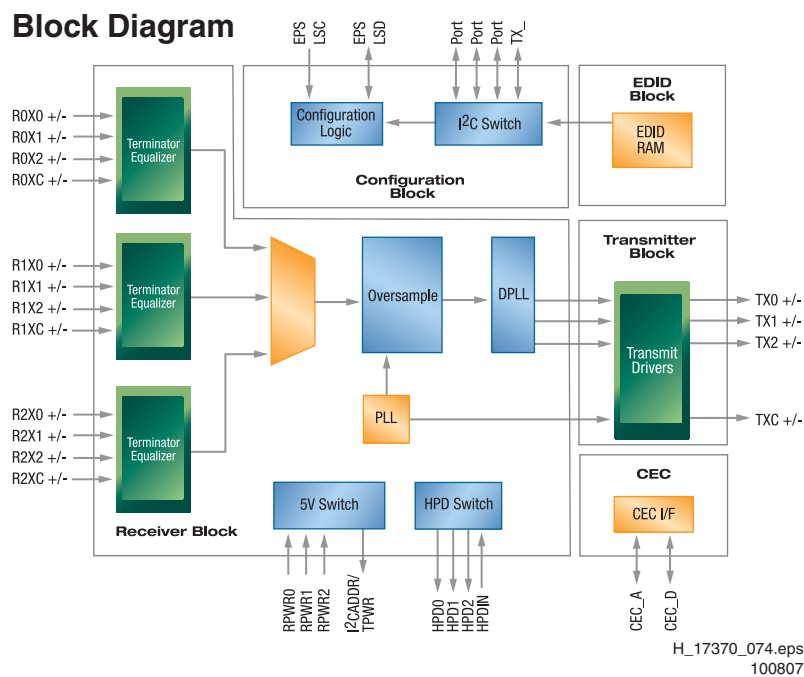


Figure 9-19 Internal block diagram

10. Spare Parts List

Index of this chapter:

10.1 Set Level

10.2 Small Signal Board [B]

10.1 Set Level

Table 10-1 32PFL7762D/05 (Alt. BOM 1)

Item	Philips 12NC	Description
0815	Proc. main SW	Download from website
0816	Proc. NVM SW	Download from website
0851	IBOZ main SW	Download from website
0852	IBOZ NVM SW	Download from website
0006	313926886261	Front cabinet 32"
0011	313926886131	Back cover 32"
0260	313918758081	Stand assy
1004	932224865682	LCD V315B1-L05 (CMO)
1005	313912878452	Power Supply Unit Delta
1112	313926805931	IR/LED assy
1114	313926805921	Keyboard Control assy
1116	313926852541	Side IO Bracket assy
5213	242226400639	Speaker 12 ohm 10W FULR
5215	242226400642	Speaker 12 ohm 15W TWT
5226	242226400641	Speaker 24 ohm 15W WFR
8304	313917100081	Cbl. 4p/480+820/2FT Fer
8305	310431106541	Cable 10p/560/10p
8308	310431108061	Cable 2p3/120/Inlet
8319	310431112441	Cable 14P/220/14P KR
8B12	313917100221	Cable 09P/400+220/3+6P
8B13	313917100151	Cable 08P/220/08P
8M01	310431112371	Cable 3p/80/3p
8M20	310431103811	Cable 7p/480/7p Wh
8N01	313917100201	Cable 21p/200/21p
8R01	313913109981	Cable FX15 41p/180/51p
8R04	310431107001	Cable 11p/400/11p

Table 10-2 32PFL7762D/12 (Alt. BOM 1)

Item	Philips 12NC	Description
0815	Proc. main SW	Download from website
0816	Proc. NVM SW	Download from website
0851	IBOZ main SW	Download from website
0852	IBOZ NVM SW	Download from website
0006	313926886261	Front cabinet 32"
0011	313926886131	Back cover 32"
0260	313918758081	Stand assy
1004	932224865682	LCD V315B1-L05 (CMO)
1005	313912878452	Power Supply Unit Delta
1112	313926805931	IR/LED assy
1114	313926805921	Keyboard Control assy
1116	313926852541	Side IO Bracket assy
5213	242226400639	Speaker 12 ohm 10W FULR
5215	242226400642	Speaker 12 ohm 15W TWT
5226	242226400641	Speaker 24 ohm 15W WFR
8304	313917100081	Cbl. 4p/480+820/2FT Fer
8305	310431106541	Cable 10p/560/10p
8308	310431108061	Cable 2p3/120/Inlet
8319	310431112441	Cable 14P/220/14P KR
8B12	313917100221	Cable 09P/400+220/3+6P
8B13	313917100151	Cable 08P/220/08P
8M01	310431112371	Cable 3p/80/3p
8M20	310431103811	Cable 7p/480/7p Wh
8N01	313917100201	Cable 21p/200/21p
8R01	313913109981	Cable FX15 41p/180/51p
8R04	310431107001	Cable 11p/400/11p

Table 10-3 32PFL7962D/05 (Alt. BOM 1)

Item	Philips 12NC	Description
0815	Proc. main SW	Download from website
0816	Proc. NVM SW	Download from website
0851	IBOZ main SW	Download from website
0852	IBOZ NVM SW	Download from website
0006	313926886401	Front cabinet 32"
0011	313926886141	Back cover 32"
0260	313918758081	Stand assy
1004	932224865682	LCD V315B1-L05 (CMO)
1005	313912878452	Power Supply Unit Delta
1112	313926805931	IR/LED assy
1114	313926805921	Keyboard Control assy
1116	313926852541	Side IO Bracket assy
5213	242226400639	Speaker 12 ohm 10W FULR
5215	242226400642	Speaker 12 ohm 15W TWT
5226	242226400641	Speaker 24 ohm 15W WFR
8116	313917100261	Cable 08P/400+400/4+4P
8304	313917100081	Cbl. 4p/480+820/2FT Fer
8305	310431106541	Cable 10p/560/10p
8308	310431108061	Cable 2p3/120/Inlet
8319	310431112441	Cable 14P/220/14P KR
8B12	313917100221	Cable 09P/400+220/3+6P
8B13	313917100151	Cable 08P/220/08P
8M01	310431112371	Cable 3p/80/3p
8M20	310431103811	Cable 7p/480/7p Wh
8N01	313917100201	Cable 21p/200/21p
8R01	313913109981	Cable FX15 41p/180/51p
8R04	310431107001	Cable 11p/400/11p

Table 10-4 32PFL7962D/12 (Alt. BOM 1)

Item	Philips 12NC	Description
0815	Proc. main SW	Download from website
0816	Proc. NVM SW	Download from website
0851	IBOZ main SW	Download from website
0852	IBOZ NVM SW	Download from website
0006	313926886401	Front cabinet 32"
0011	313926886141	Back cover 32"
0260	313918758081	Stand assy
1004	932224865682	LCD V315B1-L05 (CMO)
1005	313912878452	Power Supply Unit Delta
1112	313926805931	IR/LED assy
1114	313926805921	Keyboard Control assy
1116	313926852541	Side IO Bracket assy
5213	242226400639	Speaker 12 ohm 10W FULR
5215	242226400642	Speaker 12 ohm 15W TWT
5226	242226400641	Speaker 24 ohm 15W WFR
8116	313917100261	Cable 08P/400+400/4+4P
8304	313917100081	Cbl. 4p/480+820/2FT Fer
8305	310431106541	Cable 10p/560/10p
8308	310431108061	Cable 2p3/120/Inlet
8319	310431112441	Cable 14P/220/14P KR
8B12	313917100221	Cable 09P/400+220/3+6P
8B13	313917100151	Cable 08P/220/08P
8M01	310431112371	Cable 3p/80/3p
8M20	310431103811	Cable 7p/480/7p Wh
8N01	313917100201	Cable 21p/200/21p
8R01	313913109981	Cable FX15 41p/180/51p
8R04	310431107001	Cable 11p/400/11p

Table 10-5 42PFL7762D/05 (Alt. BOM 1)

Item	Philips 12NC	Description
0815	Proc. main SW	Download from website
0816	Proc. NVM SW	Download from website
0851	IBOZ main SW	Download from website
0852	IBOZ NVM SW	Download from website
0006	313926886241	Front Cabinet 42"
0011	313926886111	Back Cover 42"
0158	310430891131	Mushroom screw
0164	313918758641	Fixation bracket assy L/R
0260	313918757681	Stand assy
1004	932225410682	LCD T420HW01V2 (AUOP)
1005	312242724573	PSU PLCD300P3
1112	313926805931	IR/LED assy
1114	313926805921	Keyboard Control assy
1116	313926852551	Side I/O assy
5213	242226400639	Speaker 12 ohm 10W FULR
5215	242226400642	Speaker 12 ohm 15W TWT
5226	242226400641	Speaker 24 ohm 15W WFR
8304	313917100231	Cbl. 4p/480+1k0/2Ft
8305	310431106091	Cable 10p/680/10p
8308	310431108061	Cable 2p3/120/Inlet
8316	310431108191	Cable 12p/1200/12p
8319	310431112481	Cable 14p/400/14p
8B12	313917100141	Cable 09P/560+400/3+6P
8B13	313917100161	Cable PH 08P/400/08P
8M01	310431112371	Cable 3p/80/3p
8M20	310431104341	Cable 7p/560/7p
8N01	313913109961	Cable 21p/300/21p
8R01	313913109781	Cable FX15 41p/280/51p
8R04	310431108031	Cable 11p/480/11p

Table 10-6 42PFL7762D/12 (Alt. BOM 1)

Item	Philips 12NC	Description
0815	Proc. main SW	Download from website
0816	Proc. NVM SW	Download from website
0851	IBOZ main SW	Download from website
0852	IBOZ NVM SW	Download from website
0006	313926886241	Front Cabinet 42"
0011	313926886111	Back Cover 42"
0025	313917817781	Control knob assy
0158	310430891131	Mushroom screw
0164	313918758641	Fixation bracket assy L/R
0260	313918757681	Stand assy
1004	932225410682	LCD T420HW01V2 (AUOP)
1005	312242724573	PSU PLCD300P3
1112	313926805931	IR/LED assy
1114	313926805921	Keyboard Control assy
1116	313926852551	Side I/O assy
5213	242226400639	Speaker 12 ohm 10W FULR
5215	242226400642	Speaker 12 ohm 15W TWT
5226	242226400641	Speaker 24 ohm 15W WFR
8304	313917100231	Cbl. 4p/480+1k0/2Ft
8305	310431106091	Cable 10p/680/10p
8308	310431108061	Cable 2p3/120/Inlet
8316	310431108191	Cable 12p/1200/12p
8319	310431112481	Cable 14p/400/14p
8B12	313917100141	Cable 09P/560+400/3+6P
8B13	313917100161	Cable PH 08P/400/08P
8M01	310431112371	Cable 3p/80/3p
8M20	310431104341	Cable 7p/560/7p
8N01	313913109961	Cable 21p/300/21p
8R01	313913109781	Cable FX15 41p/280/51p
8R04	310431108031	Cable 11p/480/11p

Table 10-7 42PFL7962D/05 (Alt. BOM 1)

Item	Philips 12NC	Description
0815	Proc. main SW	Download from website
0816	Proc. NVM SW	Download from website
0851	IBOZ main SW	Download from website
0852	IBOZ NVM SW	Download from website
0006	313926886411	Front cabinet 42"
0011	313926886101	Back cover 42"
0158	310430891131	Mushroom screw
0164	313918758641	Fixation bracket assy L/R
0260	313918757681	Stand assy
1004	932225410682	LCD T420HW01V2 (AUOP)
1005	312242724573	PSU PLCD300P3
1112	313926805931	IR/LED assy
1114	313926805921	Keyboard Control assy
1116	313926852551	Side I/O assy
5213	242226400639	Speaker 12 ohm 10W FULLR
5215	242226400642	Speaker 12 ohm 15W TWT
5226	242226400641	Speaker 24 ohm 15W WFR
8304	313917100231	Cbl. 4p/480+1k0/2Ft
8305	310431106091	Cable 10p/680/10p
8308	310431108061	Cable 2p3/120/Inlet
8316	310431108191	Cable 12p/1200/12p
8319	310431112481	Cable 14p/400/14p
8321	313917100211	Cable 8p/480+480/4+4p
8B12	313917100141	Cable 09P/560+400/3+6P
8B13	313917100161	Cable PH 08P/400/08P
8M01	310431112371	Cable 3p/80/3p
8M20	310431104341	Cable 7p/560/7p
8N01	313913109961	Cable 21p/300/21p
8R01	313913109781	Cable FX15 41p/280/51p
8R04	310431108031	Cable 11p/480/11p

Table 10-8 42PFL7962D/12 (Alt. BOM 1)

Item	Philips 12NC	Description
0815	Proc. main SW	Download from website
0816	Proc. NVM SW	Download from website
0851	IBOZ main SW	Download from website
0852	IBOZ NVM SW	Download from website
0006	313926886411	Front cabinet 42"
0011	313926886101	Back cover 42"
0025	313917817781	Control knob assy
0158	310430891131	Mushroom screw
0164	313918758641	Fixation bracket assy L/R
0260	313918757681	Stand assy
1004	932225410682	LCD T420HW01V2 (AUOP)
1005	312242724573	PSU PLCD300P3
1112	313926805931	IR/LED assy
1114	313926805921	Keyboard Control assy
1116	313926852551	Side I/O assy
5213	242226400639	Speaker 12 ohm 10W FULLR
5215	242226400642	Speaker 12 ohm 15W TWT
5226	242226400641	Speaker 24 ohm 15W WFR
8304	313917100231	Cbl. 4p/480+1k0/2Ft
8305	310431106091	Cable 10p/680/10p
8308	310431108061	Cable 2p3/120/Inlet
8316	310431108191	Cable 12p/1200/12p
8319	310431112481	Cable 14p/400/14p
8321	313917100211	Cable 8p/480+480/4+4p
8B12	313917100141	Cable 09P/560+400/3+6P
8B13	313917100161	Cable PH 08P/400/08P
8M01	310431112371	Cable 3p/80/3p
8M20	310431104341	Cable 7p/560/7p
8N01	313913109961	Cable 21p/300/21p
8R01	313913109781	Cable FX15 41p/280/51p
8R04	310431108031	Cable 11p/480/11p

10.2 Small Signal Board [B]**Table 10-9 SSB: 32 and 42PFL7762D/05 (3139 268 52891)**

Item	Philips 12NC	Description
0233	313918758541	Top shield assy
0237	313918758531	Bottom shield assy
0476	310430312201	EMC foam 2.3x2.3x32.5
1101	311229714001	Tuner TD1316AF/IHP-2
1102	932204272682	SAW 38MHz9 K3953M
1103	242254944341	SAW 38MHz9 K9656M
1104	242254301386	Xtal 4MHz00 20pF SMD-49
1301	242254301526	Crystal 12pF 10MHz
1304	242202518131	Conn. 11p m 2.00 Wh
1305	242202518129	Conn. 10p m 2.00 Wh
1314	242202605905	Sock. Phone 1p f 3.5
1411	242254301461	Xtal 18.432MHz 12pF
1504	242202520251	Sock. SCART 21p f Bk
1506	242202520251	Sock. SCART 21p f Bk
1601	242203300675	Sock. 2p f CINCH/MDIN
1615	242202605985	Sock. CINCH 4p f 2L2
2112	202055200211	22uF 10% 16V 1210
2113	319801731030	10nF 20% 50V 0603
2117	319801731030	10nF 20% 50V 0603
2118	319801731030	10nF 20% 50V 0603
2120	202055200211	22uF 10% 16V 1210
2121	319801631590	15pF 10% 50V 0603
2122	319801631590	15pF 10% 50V 0603
2123	319801731520	1.5nF 20% 50V 0603
2125	319801744740	470pF 5% 10V 0603
2126	319801742240	220nF 16V Y5V 0603
2127	319801632290	22pF 10% 50V 0603
2128	319801731030	10nF 20% 50V 0603
2129	202055200211	22uF 10% 16V 1210
2130	319801731030	10nF 20% 50V 0603
2131	202055200211	22uF 10% 16V 1210
2132	202055200211	22uF 10% 16V 1210
2133	319801731030	10nF 20% 50V 0603
2136	319801744740	470pF 5% 10V 0603
2137	319801731030	10nF 20% 50V 0603
2138	319801731030	10nF 20% 50V 0603
2139	319801633910	390pF 50V NP0 0603
2143	319801731020	1nF 50V 0603
2145	319801731020	1nF 50V 0603
2146	319801741050	1uF 5% 10V 0603
2147	223878619856	330nF 20% 160V 0603
2148	319801731040	100nF 16V 0603
2149	319802752280	2.2uF 10V X5R 0603
2310	319801731040	100nF 16V 0603
2311	202055200291	10uF 20% 6.3V 0603
2312	319801731040	100nF 16V 0603
2313	319801731040	100nF 16V 0603
2314	319801631590	15pF 10% 50V 0603
2315	319801731040	100nF 16V 0603
2316	319801631590	15pF 10% 50V 0603
2317	319801731040	100nF 16V 0603
2318	319801731040	100nF 16V 0603
2320	319801731040	100nF 16V 0603
2323	319801731040	100nF 16V 0603
2324	202055296807	1uF 5% 10V 0603
2327	319801731030	10nF 20% 50V 0603
2329	319801731020	1nF 50V 0603
2330	319801731020	1nF 50V 0603
2331	319801731020	1nF 50V 0603
2332	319801731020	1nF 50V 0603
2333	319801731020	1nF 50V 0603
2335	319801731020	1nF 50V 0603
2336	319801731020	1nF 50V 0603
2337	319801731020	1nF 50V 0603
2338	319801732240	220nF 20% 10V 0603
2341	319802341040	100nF 10% 100V 0603
2408	319801734710	470pF 50V X7R 0603
2409	319801731520	1.5nF 20% 50V 0603

Item	Philips 12NC	Description
2410	202002100215	220uF 20% 25V
2411	202055200291	10uF 20% 6.3V 0603
2412	319801632210	220pF 10% 50V 0603
2413	319801632210	220pF 10% 50V 0603
2414	202055200291	10uF 20% 6.3V 0603
2415	319801633380	3.3pF 50V 0603
2416	319801633380	3.3pF 50V 0603
2417	319801733310	330pF 50V X7R 0603
2418	319801733310	330pF 50V X7R 0603
2419	319801731040	100nF 16V 0603
2420	319803041090	10pF 20% 16V
2421	319801633310	330pF 1% 50V 0603
2422	319801633310	330pF 1% 50V 0603
2423	319803041090	10pF 20% 16V
2424	202055200291	10uF 20% 6.3V 0603
2425	202055200291	10uF 20% 6.3V 0603
2426	202055200291	10uF 20% 6.3V 0603
2427	202055200291	10uF 20% 6.3V 0603
2428	319801631010	100pF 10% 50V 0603
2429	319801631010	100pF 10% 50V 0603
2430	319801631010	100pF 10% 50V 0603
2431	319801631010	100pF 10% 50V 0603
2432	319801635690	56pF 10% 50V 0603
2433	319801633310	330pF 1% 50V 0603
2434	319801633310	330pF 1% 50V 0603
2435	319801633310	330pF 1% 50V 0603
2436	202055200291	10uF 20% 6.3V 0603
2437	202055200291	10uF 20% 6.3V 0603
2438	319801731040	100nF 16V 0603
2439	202055200247	470nF 10% 25V 0603
2440	202055200247	470nF 10% 25V 0603
2441	319801731520	1.5nF 20% 50V 0603
2442	319801734710	470pF 50V X7R 0603
2443	319801731520	1.5nF 20% 50V 0603
2444	319801734710	470pF 50V X7R 0603
2445	319801731040	100nF 16V 0603
2502	319801733310	330pF 50V X7R 0603
2506	319801733310	330pF 50V X7R 0603
2508	319801733310	330pF 50V X7R 0603
2509	319801732240	220nF 20% 10V 0603
2512	319801731020	1nF 50V 0603
2514	319801733310	330pF 50V X7R 0603
2515	319801732240	220nF 20% 10V 0603
2517	319801731020	1nF 50V 0603
2518	319801732240	220nF 20% 10V 0603
2520	319801731020	1nF 50V 0603
2521	319801732240	220nF 20% 10V 0603
2523	319801731020	1nF 50V 0603
2525	319801732240	220nF 20% 10V 0603
2533	319801732240	220nF 20% 10V 0603
2534	319801732240	220nF 20% 10V 0603
2536	319801732240	220nF 20% 10V 0603
2607	319801732240	220nF 20% 10V 0603
2608	319801733320	3.3nF 50V 0603
2610	319801732240	220nF 20% 10V 0603
2612	319801733320	3.3nF 50V 0603
2613	319801731040	100nF 16V 0603
2614	319801731040	100nF 16V 0603
2615	319801731040	100nF 16V 0603
2901	319801633390	33pF 50V NP0 0603
2902	319801744740	470pF 5% 10V 0603
2904	319801744740	470pF 5% 10V 0603
2905	319801633390	33pF 50V NP0 0603
2907	319801744740	470pF 5% 10V 0603
2908	319801732240	220nF 20% 10V 0603
2913	319801732240	220nF 20% 10V 0603
2915	319803024790	47uF 20% 6.3V
2916	319803024790	47uF 20% 6.3V
3110	319802138220	8.2k Ohm 5% 0.062W 0603
3111	319802135620	5.6k Ohm 5% 0.062W 0603
3113	319802136820	6.8k Ohm 5% 0603
3115	319802133930	39k Ohm 5% 0.062W 0605
3117	319802132220	2.2k Ohm 5% 0603
3118	319802132220	2.2k Ohm 5% 0603

Item	Philips 12NC	Description
3119	319802132230	22k Ohm 5% 0603
3123	319802133310	330 Ohm 5% 0.062W 0603
3124	319802131010	100 Ohm 5% 0.062W 0603
3125	319802131510	150 Ohm 5% 0603
3126	319802131810	180 Ohm 5% 0.062W 0603
3127	319802135620	5.6k Ohm 5% 0.062W 0603
3133	212010894132	1 Ohm 1206
3134	212010894132	1 Ohm 1206
3135	319802131590	15 Ohm 5% 0.062W 0603
3136	232276260479	47Ohm 5% 2512
3137	232276260479	47Ohm 5% 2512
3140	319802131510	150 Ohm 5% 0603
3151	319802131010	100 Ohm 5% 0.062W 0603
3152	319802131010	100 Ohm 5% 0.062W 0603
3188	319802131830	18k Ohm 5% 0603
3193	319802132230	22k Ohm 5% 0603
3194	319802132230	22k Ohm 5% 0603
3195	319802131830	18k Ohm 5% 0603
3300	319802131220	1.2k Ohm 5% 0.062W 0603
3303	319802131010	100 Ohm 5% 0.062W 0603
3306	319802131020	1k Ohm 5% 0.062W 0603
3310	319802131020	1k Ohm 5% 0.062W 0603
3313	319802133310	330 Ohm 5% 0.062W 0603
3314	319802131030	10k Ohm 5% 0.062W 0603
3315	319802131010	100 Ohm 5% 0.062W 0603
3316	319802131030	10k Ohm 5% 0.062W 0603
3317	319802133310	330 Ohm 5% 0.062W 0603
3318	319802131010	100 Ohm 5% 0.062W 0603
3319	319802131030	10k Ohm 5% 0.062W 0603
3320	319802131010	100 Ohm 5% 0.062W 0603
3322	319802131010	100 Ohm 5% 0.062W 0603
3323	319802131010	100 Ohm 5% 0.062W 0603
3324	319802131030	10k Ohm 5% 0.062W 0603
3325	319802131030	10k Ohm 5% 0.062W 0603
3329	319802131010	100 Ohm 5% 0.062W 0603
3336	319802131010	100 Ohm 5% 0.062W 0603
3338	319802131010	100 Ohm 5% 0.062W 0603
3339	319802131010	100 Ohm 5% 0.062W 0603
3340	319802131010	100 Ohm 5% 0.062W 0603
3341	319802131010	100 Ohm 5% 0.062W 0603
3343	319802131010	100 Ohm 5% 0.062W 0603
3345	319802131010	100 Ohm 5% 0.062W 0603
3346	319802131010	100 Ohm 5% 0.062W 0603
3347	319802131030	10k Ohm 5% 0.062W 0603
3348	319802134790	47 Ohm 5% 0603
3349	319802131030	10k Ohm 5% 0.062W 0603
3350	319802131030	10k Ohm 5% 0.062W 0603
3351	319802133320	3.3k Ohm 5% 0.062W 0603
3352	319802133320	3.3k Ohm 5% 0.062W 0603
3353	319802131030	10k Ohm 5% 0.062W 0603
3354	319802131010	100 Ohm 5% 0.062W 0603
3355	319802131010	100 Ohm 5% 0.062W 0603
3357	319802131010	100 Ohm 5% 0.062W 0603
3359	319802134720	4.7k Ohm 5% 0603
3360	319802134720	4.7k Ohm 5% 0603
3361	319802133320	3.3k Ohm 5% 0.062W 0603
3362	319802133320	3.3k Ohm 5% 0.062W 0603
3380	319802131010	100 Ohm 5% 0.062W 0603
3382	319802131010	100 Ohm 5% 0.062W 0603
3384	319802132290	22 Ohm 5% 0603
3386	319802131010	100 Ohm 5% 0.062W 0603
3387	319802131010	100 Ohm 5% 0.062W 0603
3388	319802131010	100 Ohm 5% 0.062W 0603
3389	319802134790	47 Ohm 5% 0603
3390	319802134790	47 Ohm 5% 0603
3391	319802134790	47 Ohm 5% 0603
3393	319802131530	15k Ohm 5% 0603
3395	319802131520	1.5k Ohm 5% 0.062W 0603
3396	319802131020	1k Ohm 5% 0.062W 0603
3397	319802134730	47k Ohm 5% 0603
3398	319802131040	100k Ohm 5% 0.062W 0603
3399	319802131030	10k Ohm 5% 0.062W 0603
3402	212010894132	1 Ohm 1206
3410	319802131010	100 Ohm 5% 0.062W 0603

Item	Philips 12NC	Description
3411	319802131010	100 Ohm 5% 0.062W 0603
3417	319802131010	100 Ohm 5% 0.062W 0603
3418	319802131010	100 Ohm 5% 0.062W 0603
3419	319802131010	100 Ohm 5% 0.062W 0603
3420	319802131010	100 Ohm 5% 0.062W 0603
3500	319802131510	150 Ohm 5% 0603
3502	319802131510	150 Ohm 5% 0603
3503	319802131510	150 Ohm 5% 0603
3506	319802131510	150 Ohm 5% 0603
3507	319802131510	150 Ohm 5% 0603
3508	319802133330	33k Ohm 5% 0.062W 0603
3510	319802131510	150 Ohm 5% 0603
3511	319802133330	33k Ohm 5% 0.062W 0603
3512	319802131510	150 Ohm 5% 0603
3513	319802133330	33k Ohm 5% 0.062W 0603
3514	319802131510	150 Ohm 5% 0603
3515	319802133330	33k Ohm 5% 0.062W 0603
3516	319802131010	100 Ohm 5% 0.062W 0603
3517	319802137590	75 Ohm 5% 0603
3518	319802132730	27k Ohm 5% 0603
3519	319802131590	15 Ohm 5% 0.062W 0603
3520	319802136820	6.8k Ohm 5% 0603
3521	319802131020	1k Ohm 5% 0.062W 0603
3522	319802136890	68 Ohm 5% 0.062W 0603
3523	319802131010	100 Ohm 5% 0.062W 0603
3524	319802131590	15 Ohm 5% 0.062W 0603
3525	319802131020	1k Ohm 5% 0.062W 0603
3526	319802137590	75 Ohm 5% 0603
3528	319802131010	100 Ohm 5% 0.062W 0603
3529	319802131010	100 Ohm 5% 0.062W 0603
3530	319802137590	75 Ohm 5% 0603
3531	319802137590	75 Ohm 5% 0603
3532	319802131020	1k Ohm 5% 0.062W 0603
3533	319802137590	75 Ohm 5% 0603
3535	319802136890	68 Ohm 5% 0.062W 0603
3536	319802131020	1k Ohm 5% 0.062W 0603
3537	319802131020	1k Ohm 5% 0.062W 0603
3538	319802134720	4.7k Ohm 5% 0603
3540	319802134720	4.7k Ohm 5% 0603
3545	319802131010	100 Ohm 5% 0.062W 0603
3546	319802137590	75 Ohm 5% 0603
3550	319802132730	27k Ohm 5% 0603
3551	319802136820	6.8k Ohm 5% 0603
3552	319802131010	100 Ohm 5% 0.062W 0603
3553	319802137590	75 Ohm 5% 0603
3554	319802136890	68 Ohm 5% 0.062W 0603
3555	319802136890	68 Ohm 5% 0.062W 0603
3600	319802131010	100 Ohm 5% 0.062W 0603
3601	319802137590	75 Ohm 5% 0603
3602	319802131010	100 Ohm 5% 0.062W 0603
3603	319802137590	75 Ohm 5% 0603
3604	319802137590	75 Ohm 5% 0603
3605	319802137590	75 Ohm 5% 0603
3607	319802131510	150 Ohm 5% 0603
3608	319802133330	33k Ohm 5% 0.062W 0603
3609	319802137590	75 Ohm 5% 0603
3611	319802131510	150 Ohm 5% 0603
3612	319802133330	33k Ohm 5% 0.062W 0603
3617	319802133390	33 Ohm 5% 0.062W 0603
3618	319802133390	33 Ohm 5% 0.062W 0603
3619	319802133390	33 Ohm 5% 0.062W 0603
3620	319802134720	4.7k Ohm 5% 0603
3901	319802134730	47k Ohm 5% 0603
3902	232270260124	120k Ohm 5% 0603
3904	319802133390	33 Ohm 5% 0.062W 0603
3905	319802134730	47k Ohm 5% 0603
3906	319802131040	100k Ohm 5% 0.062W 0603
3907	319802131040	100k Ohm 5% 0.062W 0603
3908	232270260124	120k Ohm 5% 0603
3910	319802133390	33 Ohm 5% 0.062W 0603
3911	319802131030	10k Ohm 5% 0.062W 0603
3912	319802131030	10k Ohm 5% 0.062W 0603
3913	319802131020	1k Ohm 5% 0.062W 0603
3914	319802131020	1k Ohm 5% 0.062W 0603

Item	Philips 12NC	Description
3915	319802131020	1k Ohm 5% 0.062W 0603
3916	319802131020	1k Ohm 5% 0.062W 0603
3917	319802131020	1k Ohm 5% 0.062W 0603
3918	319802131020	1k Ohm 5% 0.062W 0603
3942	319802131030	10k Ohm 5% 0.062W 0603
3943	319802132230	22k Ohm 5% 0603
4112	319802190030	Jumper 0603
4115	319802190030	Jumper 0603
4116	319802190030	Jumper 0603
4117	319802190030	Jumper 0603
4118	319802190030	Jumper 0603
4119	319802190030	Jumper 0603
4123	319802190030	Jumper 0603
4124	319802190030	Jumper 0603
4125	319802190030	Jumper 0603
4309	319802190030	Jumper 0603
4310	319802190030	Jumper 0603
4316	319802190030	Jumper 0603
4326	319802190030	Jumper 0603
4401	319802190030	Jumper 0603
4402	319802190030	Jumper 0603
4409	319802190030	Jumper 0603
4410	319802190030	Jumper 0603
4412	319802190030	Jumper 0603
4602	319802190030	Jumper 0603
4703	319802190030	Jumper 0603
4704	319802190030	Jumper 0603
4705	319802190030	Jumper 0603
4706	319802190030	Jumper 0603
4707	319802190030	Jumper 0603
4708	319802190030	Jumper 0603
4709	319802190030	Jumper 0603
4710	319802190030	Jumper 0603
4711	319802190030	Jumper 0603
4712	319802190030	Jumper 0603
4713	319802190030	Jumper 0603
4714	319802190030	Jumper 0603
4715	319802190030	Jumper 0603
4716	319802190030	Jumper 0603
4717	319802190030	Jumper 0603
4718	319802190030	Jumper 0603
4719	319802190030	Jumper 0603
4720	319802190030	Jumper 0603
4721	319802190030	Jumper 0603
4722	319802190030	Jumper 0603
4723	319802190030	Jumper 0603
4724	319802190030	Jumper 0603
4725	319802190030	Jumper 0603
4726	319802190030	Jumper 0603
5111	242253601057	0.39uH 5% 0603
5112	242254901582	Bead 0603 33R at 100MHz
5114	242253601521	Ind. 10uH 10% 1207
5115	242253601521	Ind. 10uH 10% 1207
5118	242254901582	Bead 0603 33R at 100MHz
5120	319801890030	120 Ohm 100MHz 0603
5121	319801890030	120 Ohm 100MHz 0603
5301	242254942979	Ind. 100MHz 60Ohm 0603
5302	242254942979	Ind. 100MHz 60Ohm 0603
5304	242254901582	Bead 0603 33R at 100MHz
5306	242254943276	Ind. 100MHz 30 Ohm 0603
5401	319801890030	120 Ohm 100MHz 0603
5402	319801890030	120 Ohm 100MHz 0603
5403	319801862290	22uH 5% 1008
5601	242254901582	Bead 0603 33R at 100MHz
6103	932210737685	1SS356
6110	319801010630	BAS316
6301	319801010630	BAS316
6306	934058419115	PESD3V3L1BA
6307	934058419115	PESD3V3L1BA
6318	319802058280	BZXC384-C8V2
6512	932220595685	1N4148WS-V
6513	932220595685	1N4148WS-V
6919	319801010630	BAS316
7109	319801042030	BC847B

Item	Philips 12NC	Description
7111	933715320118	74HCT4053D (PHSE)
7113	935272371118	TDA9886T/V4
7114	319801042030	BC847B
7133	932210447668	L78M05CDT
7134	319801042030	BC847B
7302	935275998118	PCA9515ADP
7303	935275998118	PCA9515ADP
7308	319801042310	BC847BW
7310		For SW see item 0815
7311	932224553671	M30300SAGP
7312	932222946685	BD45275G
7314	319801042310	BC847BW
7317	319801042310	BC847BW
7322	319801044110	PDTC114ET
7323	932224685685	NL27WZ08USG
7410	932219811685	L78L08ACU
7411	932225185671	MSP4450K-VK-E8-001
7500	319801042030	BC847B
7502	319801042320	BC857BW
7503	319801042030	BC847B
7504	319801042320	BC857BW
7601	935277231125	74LVC1G3157GW
7603	319801044110	PDTC114ET
7901	932218305668	TS482ID
7902	319801042320	BC857BW
7911	319801042310	BC847BW
7912	319801042310	BC847BW
7913	319801042310	BC847BW
7914	319801042310	BC847BW
7915	319801042310	BC847BW
7916	319801042310	BC847BW
7922	319801042310	BC847BW
1A01	242202518123	Conn. 4p m 2.00 Wh
1A02	242202518122	Conn. 3p m 2.00 Wh
1A03	242202518122	Conn. 3p m 2.00 Wh
1B12	242202518125	Conn. 6p m 2.00 Wh
1B13	242202518127	Conn. 8p m 2.00 Wh
1C24	242254301624	Xtal 24MHz 18pF NX5032
1J14	242202605905	Sock. Phone 1p f 3.5
1K00	242202520413	Sock. PCMCIA 68p f 1.27
1L20	242202518126	Conn. 7p m 2.00 Wh
1M02	242203300618	Sock. HDMI 19p f SM
1M03	242203300618	Sock. HDMI 19p f SM
1N01	242202520569	Conn. 21p f 0.5
1N02	242254301517	Xtal 28M322 18pF NX5032
1R01	242202520345	Conn. 41p f 1.00 FX15S
1R02	242254945325	Bead 67 Ohm at 100MHz
1R03	242254945325	Bead 67 Ohm at 100MHz
1R04	242254945325	Bead 67 Ohm at 100MHz
1R05	242254945325	Bead 67 Ohm at 100MHz
1R06	242254945325	Bead 67 Ohm at 100MHz
1R08	242254945325	Bead 67 Ohm at 100MHz
1R09	242254945325	Bead 67 Ohm at 100MHz
1R10	242254945325	Bead 67 Ohm at 100MHz
1R11	242254945325	Bead 67 Ohm at 100MHz
1R12	242254945325	Bead 67 Ohm at 100MHz
2A01	319801731040	100nF 16V 0603
2A02	319801731040	100nF 16V 0603
2A04	202002100215	220uF 20% 25V
2A08	202002100215	220uF 20% 25V
2A09	319801731040	100nF 16V 0603
2A10	319801731040	100nF 16V 0603
2A11	319802751080	1uF 10V X5R 0603
2A12	319801632210	220pF 10% 50V 0603
2A13	319801742240	220nF 16V Y5V 0603
2A14	202055200247	470nF 10% 25V 0603
2A15	319802751080	1uF 10V X5R 0603
2A16	319802751080	1uF 10V X5R 0603
2A17	319801631020	1nF 25V 0603
2A18	319801631020	1nF 25V 0603
2A19	319801632210	220pF 10% 50V 0603
2A20	319802751080	1uF 10V X5R 0603
2A21	319801631020	1nF 25V 0603
2A22	319801731040	100nF 16V 0603

Item	Philips 12NC	Description
2A23	319801631020	1nF 25V 0603
2A24	319801731040	100nF 16V 0603
2A25	319801731530	15nF 50V 0603
2A26	319801742240	220nF 16V Y5V 0603
2A27	319801731530	15nF 50V 0603
2A28	202055200247	470nF 10% 25V 0603
2A29	319801731040	100nF 16V 0603
2A30	319801731040	100nF 16V 0603
2A31	319801631020	1nF 25V 0603
2A32	319801631020	1nF 25V 0603
2A33	319801731040	100nF 16V 0603
2A34	319801731040	100nF 16V 0603
2A35	319801631020	1nF 25V 0603
2A36	319801631020	1nF 25V 0603
2A37	319801742240	220nF 16V Y5V 0603
2A38	319801742240	220nF 16V Y5V 0603
2A40	202055200247	470nF 10% 25V 0603
2A41	319802751080	1uF 10V X5R 0603
2A45	319801631020	1nF 25V 0603
2A46	319802444730	47nF Y5V 50V 0603
2A47	319802444730	47nF Y5V 50V 0603
2A51	319801731020	1nF 50V 0603
2A53	319801731020	1nF 50V 0603
2B06	319801731020	1nF 50V 0603
2B10	319803041010	1005F 20% 16V
2B12	202055200211	22uF 10% 16V 1210
2B18	319803041090	10pF 20% 16V
2B21	319801731040	100nF 16V 0603
2B22	319803074780	4.7uF 20% 35V
2B24	319803044790	47pF 20% 16V SMD
2B25	319801732210	220pF 20% 50V 0603
2B26	319801732230	22nF 20% 25V 0603
2B27	319801731030	10nF 20% 50V 0603
2B65	319801731040	100nF 16V 0603
2B66	202001200003	4705F 16V 20% SMD
2B68	319801732210	220pF 20% 50V 0603
2C01	319801631890	18pF 1% 50V 0603
2C02	319801631890	18pF 1% 50V 0603
2C03	319802341040	100nF 10% 100V 0603
2C04	319802341040	100nF 10% 100V 0603
2C05	319802341040	100nF 10% 100V 0603
2C06	319802341040	100nF 10% 100V 0603
2C07	319802341040	100nF 10% 100V 0603
2C08	319802341040	100nF 10% 100V 0603
2C09	319802341040	100nF 10% 100V 0603
2C10	319802341040	100nF 10% 100V 0603
2C11	319802341040	100nF 10% 100V 0603
2C12	319802341040	100nF 10% 100V 0603
2C13	319802341040	100nF 10% 100V 0603
2C14	319802341040	100nF 10% 100V 0603
2C15	319802341040	100nF 10% 100V 0603
2C17	319802341040	100nF 10% 100V 0603
2C18	319802341040	100nF 10% 100V 0603
2C19	319802341040	100nF 10% 100V 0603
2C20	319802341040	100nF 10% 100V 0603
2C21	319802341040	100nF 10% 100V 0603
2C22	319801731040	100nF 16V 0603
2C23	202055200291	10uF 20% 6.3V 0603
2C24	319801731040	100nF 16V 0603
2C25	319801731040	100nF 16V 0603
2C26	319801731040	100nF 16V 0603
2C27	202055200291	10uF 20% 6.3V 0603
2C28	319801731040	100nF 16V 0603
2C29	202055200291	10uF 20% 6.3V 0603
2C30	319802341040	100nF 10% 100V 0603
2C81	223858615628	2.7nF 10% 50V 0603
2C82	223858615628	2.7nF 10% 50V 0603
2D02	319801731040	100nF 16V 0603
2D03	319801731040	100nF 16V 0603
2D04	319801731030	10nF 20% 50V 0603
2D08	319801731030	10nF 20% 50V 0603
2D09	319801731030	10nF 20% 50V 0603
2D10	319801731040	100nF 16V 0603
2D11	319801634710	470pF 10% 50V 0603

Item	Philips 12NC	Description
2D12	319801634710	470pF 10% 50V 0603
2D14	319801731030	10nF 20% 50V 0603
2D18	202055200291	10uF 20% 6.3V 0603
2D31	319801731040	100nF 16V 0603
2D32	319801731040	100nF 16V 0603
2D33	319801731040	100nF 16V 0603
2D34	319801731040	100nF 16V 0603
2D37	319801731040	100nF 16V 0603
2D38	319801731040	100nF 16V 0603
2D39	319801731040	100nF 16V 0603
2D43	319801634710	470pF 10% 50V 0603
2D46	202055200291	10uF 20% 6.3V 0603
2D57	319801731030	10nF 20% 50V 0603
2D58	319801731030	10nF 20% 50V 0603
2D59	319801731030	10nF 20% 50V 0603
2D60	319801634710	470pF 10% 50V 0603
2D71	319803022290	ELCAP 6V3 22UF
2D72	319801731030	10nF 20% 50V 0603
2E01	202055200291	10uF 20% 6.3V 0603
2E02	319801731040	100nF 16V 0603
2E03	202055200291	10uF 20% 6.3V 0603
2E04	319801731040	100nF 16V 0603
2E05	202055200291	10uF 20% 6.3V 0603
2E06	319801731040	100nF 16V 0603
2E07	319801731040	100nF 16V 0603
2E08	319801731040	100nF 16V 0603
2E09	319801731040	100nF 16V 0603
2E10	202055200291	10uF 20% 6.3V 0603
2E11	319801731040	100nF 16V 0603
2E12	202055200291	10uF 20% 6.3V 0603
2E13	319801631010	100pF 10% 50V 0603
2E14	319801631010	100pF 10% 50V 0603
2E15	319801631010	100pF 10% 50V 0603
2E16	319801631010	100pF 10% 50V 0603
2E17	319801631010	100pF 10% 50V 0603
2E18	319801631010	100pF 10% 50V 0603
2E19	319801731040	100nF 16V 0603
2E20	202055200291	10uF 20% 6.3V 0603
2E21	319801731040	100nF 16V 0603
2E22	202055200291	10uF 20% 6.3V 0603
2E23	319801731040	100nF 16V 0603
2E24	202055200291	10uF 20% 6.3V 0603
2E25	319801731040	100nF 16V 0603
2E26	202055200291	10uF 20% 6.3V 0603
2E27	319801731040	100nF 16V 0603
2E28	202055200291	10uF 20% 6.3V 0603
2E29	319801731040	100nF 16V 0603
2E30	202055200291	10uF 20% 6.3V 0603
2E31	319801731040	100nF 16V 0603
2E32	202055200291	10uF 20% 6.3V 0603
2E33	319801731040	100nF 16V 0603
2E34	202055200291	10uF 20% 6.3V 0603
2E35	319801731040	100nF 16V 0603
2E36	319801731040	100nF 16V 0603
2E37	319801731040	100nF 16V 0603
2E38	319801731040	100nF 16V 0603
2E39	319801731040	100nF 16V 0603
2E40	319801731040	100nF 16V 0603
2E41	319801731040	100nF 16V 0603
2E42	319801731040	100nF 16V 0603
2E43	202055200291	10uF 20% 6.3V 0603
2E44	319801731040	100nF 16V 0603
2E45	319801731040	100nF 16V 0603
2E46	319801731040	100nF 16V 0603
2E47	319801731040	100nF 16V 0603
2E48	202055200291	10uF 20% 6.3V 0603
2E49	319801731040	100nF 16V 0603
2E50	319801731040	100nF 16V 0603
2E51	319801731040	100nF 16V 0603
2E52	319801731040	100nF 16V 0603
2E53	319801731040	100nF 16V 0603
2E54	319801731040	100nF 16V 0603
2E55	319801731040	100nF 16V 0603
2E56	319801731040	100nF 16V 0603

Item	Philips 12NC	Description
2E57	202055200291	10uF 20% 6.3V 0603
2E58	319801731040	100nF 16V 0603
2E66	202055200291	10uF 20% 6.3V 0603
2E67	319801731040	100nF 16V 0603
2E68	319802702290	22uF 10% 6.3V 0805
2E69	319801731040	100nF 16V 0603
2E70	319802702290	22uF 10% 6.3V 0805
2E71	319802702290	22uF 10% 6.3V 0805
2E72	319801731040	100nF 16V 0603
2E75	319801634710	470pF 10% 50V 0603
2E76	319801634710	470pF 10% 50V 0603
2F10	319801731040	100nF 16V 0603
2F11	319803044790	47pF 20% 16V SMD
2F12	319801731040	100nF 16V 0603
2F13	319801731040	100nF 16V 0603
2F14	319801731040	100nF 16V 0603
2F15	319801731040	100nF 16V 0603
2F16	319801731040	100nF 16V 0603
2F17	319801731040	100nF 16V 0603
2F18	319801731040	100nF 16V 0603
2F19	319801731040	100nF 16V 0603
2F20	319801731040	100nF 16V 0603
2F21	319803044790	47pF 20% 16V SMD
2F22	319801731040	100nF 16V 0603
2F23	319801731040	100nF 16V 0603
2F24	319801731040	100nF 16V 0603
2F25	319801731040	100nF 16V 0603
2F26	319801731040	100nF 16V 0603
2F27	319801731040	100nF 16V 0603
2F28	319801731040	100nF 16V 0603
2F29	319801731040	100nF 16V 0603
2F30	319801731040	100nF 16V 0603
2F31	319801731040	100nF 16V 0603
2F32	319801731040	100nF 16V 0603
2F33	319801631090	10pF 10% 50V 0603
2G02	319803041090	10pF 20% 16V
2G03	319801731040	100nF 16V 0603
2G04	319801731040	100nF 16V 0603
2G05	319801731040	100nF 16V 0603
2G06	319801731040	100nF 16V 0603
2G07	319801731040	100nF 16V 0603
2G08	319801731040	100nF 16V 0603
2G09	319801731040	100nF 16V 0603
2G10	319801731040	100nF 16V 0603
2G11	319801731040	100nF 16V 0603
2G12	319801731040	100nF 16V 0603
2G13	319801731040	100nF 16V 0603
2G14	319801731040	100nF 16V 0603
2G15	319801731040	100nF 16V 0603
2G16	319801731040	100nF 16V 0603
2G17	319803041090	10pF 20% 16V
2G18	319803041090	10pF 20% 16V
2G19	319801731040	100nF 16V 0603
2G20	319801731040	100nF 16V 0603
2G21	319801731040	100nF 16V 0603
2G22	319803041090	10pF 20% 16V
2G23	319803041090	10pF 20% 16V
2G24	319803041090	10pF 20% 16V
2G32	319801731040	100nF 16V 0603
2G33	319803041090	10pF 20% 16V
2H03	319801731040	100nF 16V 0603
2H04	319801731040	100nF 16V 0603
2H06	319803041090	10pF 20% 16V
2H07	319803041090	10pF 20% 16V
2H08	319801731040	100nF 16V 0603
2H09	319801731040	100nF 16V 0603
2H10	319801731040	100nF 16V 0603
2H11	319801731040	100nF 16V 0603
2H12	319801731040	100nF 16V 0603
2H13	319801731040	100nF 16V 0603
2H14	319801732240	220nF 20% 10V 0603
2H15	319801732240	220nF 20% 10V 0603
2J01	319803041090	10pF 20% 16V
2J02	319801731040	100nF 16V 0603

Item	Philips 12NC	Description
2J04	319803042290	22uF 20% 16V
2J05	319803041010	1005F 20% 16V
2J06	319801731040	100nF 16V 0603
2J62	319801636890	CER1 0603 NP0 50V 68P
2J63	319801631810	180pF 10% 50V 0603
2J66	319801631810	180pF 10% 50V 0603
2J67	319801636890	CER1 0603 NP0 50V 68P
2J69	319801631810	180pF 10% 50V 0603
2J70	319801636890	CER1 0603 NP0 50V 68P
2J72	319801631810	180pF 10% 50V 0603
2J73	319801636890	CER1 0603 NP0 50V 68P
2K00	319801731040	100nF 16V 0603
2K01	319801731040	100nF 16V 0603
2K02	319801731040	100nF 16V 0603
2K03	319801731040	100nF 16V 0603
2K04	319801731040	100nF 16V 0603
2K05	319801731040	100nF 16V 0603
2K06	319803041090	10pF 20% 16V
2K07	319803041090	10pF 20% 16V
2K08	319801731040	100nF 16V 0603
2K09	319801731040	100nF 16V 0603
2K10	319801731040	100nF 16V 0603
2K11	319803041090	10pF 20% 16V
2K12	319801731040	100nF 16V 0603
2K13	319803041090	10pF 20% 16V
2K14	319801731020	1nF 50V 0603
2K15	319801631010	100pF 10% 50V 0603
2K16	319801734730	47nF 10% 16V 0603
2K17	319801734730	47nF 10% 16V 0603
2L24	319801732240	220nF 20% 10V 0603
2L25	319801732240	220nF 20% 10V 0603
2M01	202055200291	10uF 20% 6.3V 0603
2M02	202055200291	10uF 20% 6.3V 0603
2M03	319801731040	100nF 16V 0603
2M04	319801731040	100nF 16V 0603
2M05	319801731040	100nF 16V 0603
2M06	319801731040	100nF 16V 0603
2M07	202055200291	10uF 20% 6.3V 0603
2M08	202055200291	10uF 20% 6.3V 0603
2M09	319801731040	100nF 16V 0603
2M10	319801731040	100nF 16V 0603
2M11	319803041010	1005F 20% 16V
2M12	319801731040	100nF 16V 0603
2M15	202055200291	10uF 20% 6.3V 0603
2M16	319801731040	100nF 16V 0603
2M17	319801731040	100nF 16V 0603
2M19	319801731040	100nF 16V 0603
2M20	319801731040	100nF 16V 0603
2M21	319801731040	100nF 16V 0603
2N03	319803024790	47uF 20% 6.3V
2N04	319801731040	100nF 16V 0603
2N05	319801731040	100nF 16V 0603
2N06	319803024790	47uF 20% 6.3V
2N07	319801731030	10nF 20% 50V 0603
2N08	319801731030	10nF 20% 50V 0603
2N09	202055200291	10uF 20% 6.3V 0603
2N10	202055200291	10uF 20% 6.3V 0603
2N11	319803024790	47uF 20% 6.3V
2N12	319801731040	100nF 16V 0603
2N13	319801631890	18pF 1% 50V 0603
2N14	319801631890	18pF 1% 50V 0603
2N15	319801631020	1nF 25V 0603
2N16	319801731040	100nF 16V 0603
2N17	319802341040	100nF 10% 100V 0603
2N18	319801731020	1nF 50V 0603
2N20	319802341040	100nF 10% 100V 0603
2N25	319801631020	1nF 25V 0603
2N26	319801731020	1nF 50V 0603
2N27	319802341040	100nF 10% 100V 0603
2N28	319801731020	1nF 50V 0603
2N29	319801731020	1nF 50V 0603
2N30	319802341040	100nF 10% 100V 0603
2N31	319801731020	1nF 50V 0603
2N32	319801731020	1nF 50V 0603

Item	Philips 12NC	Description
2N33	319802341040	100nF 10% 100V 0603
2N34	319801731020	1nF 50V 0603
2N35	319802341040	100nF 10% 100V 0603
2N36	319801731040	100nF 16V 0603
2N37	319802341040	100nF 10% 100V 0603
2N38	319801731020	1nF 50V 0603
2N39	319801731020	1nF 50V 0603
2N40	319802341040	100nF 10% 100V 0603
2N41	319801731020	1nF 50V 0603
2N42	319801731020	1nF 50V 0603
2N43	319801731020	1nF 50V 0603
2N44	319801731040	100nF 16V 0603
2N45	319801731020	1nF 50V 0603
2N46	319801731020	1nF 50V 0603
2N47	319801731040	100nF 16V 0603
2N48	319801731020	1nF 50V 0603
2N49	319801631020	1nF 25V 0603
2N50	319802341040	100nF 10% 100V 0603
2N51	319801731020	1nF 50V 0603
2N52	319801731020	1nF 50V 0603
2N53	319801731040	100nF 16V 0603
2N54	319801631020	1nF 25V 0603
2N55	319801731020	1nF 50V 0603
2N56	319802341040	100nF 10% 100V 0603
2N58	319801731020	1nF 50V 0603
2N59	319801731020	1nF 50V 0603
2N60	319801731020	1nF 50V 0603
2N61	319801731020	1nF 50V 0603
2N62	319801731020	1nF 50V 0603
2N63	319801731020	1nF 50V 0603
2N64	319802341040	100nF 10% 100V 0603
2N66	319801731020	1nF 50V 0603
2N67	319801731040	100nF 16V 0603
2P07	319801731040	100nF 16V 0603
2P28	202055200211	22uF 10% 16V 1210
2P29	202055200211	22uF 10% 16V 1210
2P30	202055200211	22uF 10% 16V 1210
2P31	202055200169	1uF 25V Y5V 0603
2P32	319801733320	3.3nF 50V 0603
2P33	319801733320	3.3nF 50V 0603
2P34	202055200211	22uF 10% 16V 1210
2P35	319801731020	1nF 50V 0603
2P36	319801731040	100nF 16V 0603
2P37	319801733320	3.3nF 50V 0603
2P38	319801731020	1nF 50V 0603
2P39	319801731040	100nF 16V 0603
2P40	319801731040	100nF 16V 0603
2P41	319801731040	100nF 16V 0603
2P42	319801731040	100nF 16V 0603
2P43	319801733320	3.3nF 50V 0603
2P46	319803011010	100uF 20% 4V
2P48	319801631010	100pF 10% 50V 0603
2P49	319801631010	100pF 10% 50V 0603
2P52	319801731020	1nF 50V 0603
2P53	319801731020	1nF 50V 0603
2P54	319801731040	100nF 16V 0603
2P55	319803011010	100uF 20% 4V
2P56	319803011010	100uF 20% 4V
2P59	319803011010	100uF 20% 4V
2P61	202055200211	22uF 10% 16V 1210
2P68	319803011010	100uF 20% 4V
2P72	319803011010	100uF 20% 4V
2P73	319801732230	22nF 20% 25V 0603
2P78	202055200169	1uF 25V Y5V 0603
2R10	202055296448	1uF 10% 16V 0805
2R11	319803044790	47pF 20% 16V SMD
2R12	319801731040	100nF 16V 0603
3A01	212010894133	10 Ohm 5% 1206
3A02	212010894133	10 Ohm 5% 1206
3A03	319802131030	10k Ohm 5% 0.062W 0603
3A04	319802131230	12k Ohm 5% 0.062W 0603
3A05	232276260229	22 Ohm 5% 2512
3A06	319802131030	10k Ohm 5% 0.062W 0603
3A07	319802131030	10k Ohm 5% 0.062W 0603

Item	Philips 12NC	Description
3A08	319802131230	12k Ohm 5% 0.062W 0603
3A09	319802131090	TDA8932T/N1 IC
3A11	319802131030	10k Ohm 5% 0.062W 0603
3A12	319802131050	1M Ohm 5% 0603
3A13	319802133930	39k Ohm 5% 0.062W 0605
3A14	232276260229	22 Ohm 5% 2512
3A15	319802131050	1M Ohm 5% 0603
3A17	319802131090	TDA8932T/N1 IC
3A19	319802131030	10k Ohm 5% 0.062W 0603
3A26	319802134720	4.7k Ohm 5% 0603
3A27	319802132240	220k Ohm 5% 0603
3A28	319802132240	220k Ohm 5% 0603
3A29	319802134730	47k Ohm 5% 0603
3A30	319802134730	47k Ohm 5% 0603
3A31	319802131030	10k Ohm 5% 0.062W 0603
3B12	232270461502	1k5 1% 0603
3B17	319802136820	6.8k Ohm 5% 0603
3B18	319802136820	6.8k Ohm 5% 0603
3B19	319802136820	6.8k Ohm 5% 0603
3B65	319802134720	4.7k Ohm 5% 0603
3B66	232270461002	1k Ohm 1% 0603
3B68	319802131010	100 Ohm 5% 0.062W 0603
3C01	319802131050	1M Ohm 5% 0603
3C02	319802133390	33 Ohm 5% 0.062W 0603
3C03	319803111010	4*100 Ohm 5% 1206
3C04	319803111010	4*100 Ohm 5% 1206
3C05	319803111010	4*100 Ohm 5% 1206
3C06	319803111010	4*100 Ohm 5% 1206
3C08	319802131010	100 Ohm 5% 0.062W 0603
3C09	319802131010	100 Ohm 5% 0.062W 0603
3C10	319802132290	22 Ohm 5% 0603
3C19	232270464701	470 Ohm 1% 0603
3C20	319802131020	1k Ohm 5% 0.062W 0603
3C22	319802134720	4.7k Ohm 5% 0603
3C23	319802132210	220 Ohm 5% 0603
3C24	319802131010	100 Ohm 5% 0.062W 0603
3C25	319802131030	10k Ohm 5% 0.062W 0603
3C40	319802134720	4.7k Ohm 5% 0603
3C41	319802134720	4.7k Ohm 5% 0603
3C42	319802134720	4.7k Ohm 5% 0603
3D01	319803112290	4*22 Ohm 5% 1206
3D02	319803112290	4*22 Ohm 5% 1206
3D05	319803112290	4*22 Ohm 5% 1206
3D06	319803112290	4*22 Ohm 5% 1206
3D09	319802131590	15 Ohm 5% 0.062W 0603
3D10	232270465109	51 Ohm 1% 0603
3D11	319802131590	15 Ohm 5% 0.062W 0603
3D14	232270465109	51 Ohm 1% 0603
3D15	319802131020	1k Ohm 5% 0.062W 0603
3D16	319802131020	1k Ohm 5% 0.062W 0603
3D38	319802131590	15 Ohm 5% 0.062W 0603
3D40	319802131590	15 Ohm 5% 0.062W 0603
3D43	319803112290	4*22 Ohm 5% 1206
3D44	319803112290	4*22 Ohm 5% 1206
3D47	319803112290	4*22 Ohm 5% 1206
3D48	319803112290	4*22 Ohm 5% 1206
3E02	319802132290	22 Ohm 5% 0603
3E04	319802132290	22 Ohm 5% 0603
3E06	319802134720	4.7k Ohm 5% 0603
3E07	319802190030	Jumper 0603
3F10	319802134710	470 Ohm 5% 0603
3F11	319802136840	680k Ohm 5% 0.062W 0603
3F12	319802133310	330 Ohm 5% 0.062W 0603
3F13	319802132240	220k Ohm 5% 0603
3F14	319802133310	330 Ohm 5% 0.062W 0603
3F15	319802136840	680k Ohm 5% 0.062W 0603
3F16	319802133910	390 Ohm 5% 0.062W 0603
3F17	319802132240	220k Ohm 5% 0603
3F18	319802131030	10k Ohm 5% 0.062W 0603
3F19	319802134720	4.7k Ohm 5% 0603
3F20	319802134720	4.7k Ohm 5% 0603
3F21	319802133390	33 Ohm 5% 0.062W 0603
3F23	319802134720	4.7k Ohm 5% 0603
3F24	319802131040	100k Ohm 5% 0.062W 0603

Item	Philips 12NC	Description
3F25	319802131040	100k Ohm 5% 0.062W 0603
3F26	319802131020	1k Ohm 5% 0.062W 0603
3F28	319802131040	100k Ohm 5% 0.062W 0603
3F29	319802131040	100k Ohm 5% 0.062W 0603
3F30	319802133390	33 Ohm 5% 0.062W 0603
3F31	319803113390	4*33 Ohm 5% 1206
3F32	319803113390	4*33 Ohm 5% 1206
3F33	319802131030	10k Ohm 5% 0.062W 0603
3F34	319803113390	4*33 Ohm 5% 1206
3F40	319802131010	100 Ohm 5% 0.062W 0603
3F41	319802132720	2.7k Ohm 5% 0603
3F42	319802132720	2.7k Ohm 5% 0603
3F44	319802131010	100 Ohm 5% 0.062W 0603
3F46	319802131010	100 Ohm 5% 0.062W 0603
3F48	319802131010	100 Ohm 5% 0.062W 0603
3G11	319802131030	10k Ohm 5% 0.062W 0603
3G12	319802131030	10k Ohm 5% 0.062W 0603
3G16	319802131030	10k Ohm 5% 0.062W 0603
3G17	319802131030	10k Ohm 5% 0.062W 0603
3G19	319802131030	10k Ohm 5% 0.062W 0603
3G20	319802131030	10k Ohm 5% 0.062W 0603
3G28	319802131030	10k Ohm 5% 0.062W 0603
3G30	319802131030	10k Ohm 5% 0.062W 0603
3G31	319802131030	10k Ohm 5% 0.062W 0603
3G33	319802132290	22 Ohm 5% 0603
3G34	319802132290	22 Ohm 5% 0603
3G35	319802132290	22 Ohm 5% 0603
3G37	319802131030	10k Ohm 5% 0.062W 0603
3G38	319802131030	10k Ohm 5% 0.062W 0603
3G40	232270461202	1.2k Ohm 1%
3G41	319802131030	10k Ohm 5% 0.062W 0603
3G43	319802131010	100 Ohm 5% 0.062W 0603
3G44	319802131010	100 Ohm 5% 0.062W 0603
3G46	319802131010	100 Ohm 5% 0.062W 0603
3G47	319802131010	100 Ohm 5% 0.062W 0603
3G48	319802133390	33 Ohm 5% 0.062W 0603
3G54	319802131030	10k Ohm 5% 0.062W 0603
3G56	319803113390	4*33 Ohm 5% 1206
3G57	319803113390	4*33 Ohm 5% 1206
3G58	319803113390	4*33 Ohm 5% 1206
3G59	319803113390	4*33 Ohm 5% 1206
3G60	319802133390	33 Ohm 5% 0.062W 0603
3G61	319802133390	33 Ohm 5% 0.062W 0603
3G62	319802133390	33 Ohm 5% 0.062W 0603
3G63	319802131030	10k Ohm 5% 0.062W 0603
3H00	319802133320	3.3k Ohm 5% 0.062W 0603
3H05	319802131030	10k Ohm 5% 0.062W 0603
3H09	319802131010	100 Ohm 5% 0.062W 0603
3H10	319802131010	100 Ohm 5% 0.062W 0603
3H11	319802131030	10k Ohm 5% 0.062W 0603
3H12	319802133320	3.3k Ohm 5% 0.062W 0603
3H13	319802133320	3.3k Ohm 5% 0.062W 0603
3H14	212010894132	1 Ohm 1206
3J01	319802132230	22k Ohm 5% 0603
3J02	319802131230	12k Ohm 5% 0.062W 0603
3J03	319802131010	100 Ohm 5% 0.062W 0603
3J59	319802131810	180 Ohm 5% 0.062W 0603
3J60	319802134790	47 Ohm 5% 0603
3J61	319802131810	180 Ohm 5% 0.062W 0603
3J62	319802134790	47 Ohm 5% 0603
3J63	319802131810	180 Ohm 5% 0.062W 0603
3J64	319802134790	47 Ohm 5% 0603
3J65	319802131810	180 Ohm 5% 0.062W 0603
3J66	319802134790	47 Ohm 5% 0603
3K00	319802131010	100 Ohm 5% 0.062W 0603
3K01	319802131010	100 Ohm 5% 0.062W 0603
3K02	319803113390	4*33 Ohm 5% 1206
3K03	319803113390	4*33 Ohm 5% 1206
3K04	319802131030	10k Ohm 5% 0.062W 0603
3K05	319803113390	4*33 Ohm 5% 1206
3K06	319802131030	10k Ohm 5% 0.062W 0603
3K07	319802131030	10k Ohm 5% 0.062W 0603
3K08	319802131030	10k Ohm 5% 0.062W 0603
3K09	319802131030	10k Ohm 5% 0.062W 0603

Item	Philips 12NC	Description
3K10	319802131030	10k Ohm 5% 0.062W 0603
3K11	319802131030	10k Ohm 5% 0.062W 0603
3K12	319802131030	10k Ohm 5% 0.062W 0603
3K13	232270462002	2k Ohm 1% 0603
3K15	319802131030	10k Ohm 5% 0.062W 0603
3K16	319802131030	10k Ohm 5% 0.062W 0603
3K17	319802131030	10k Ohm 5% 0.062W 0603
3K18	319802131030	10k Ohm 5% 0.062W 0603
3K19	319802131030	10k Ohm 5% 0.062W 0603
3K20	319802131030	10k Ohm 5% 0.062W 0603
3K21	319802131030	10k Ohm 5% 0.062W 0603
3K22	319802131030	10k Ohm 5% 0.062W 0603
3K23	319803113390	4*33 Ohm 5% 1206
3K24	319803113390	4*33 Ohm 5% 1206
3K25	319802133390	33 Ohm 5% 0.062W 0603
3K26	319802133390	33 Ohm 5% 0.062W 0603
3K27	319802134790	47 Ohm 5% 0603
3K28	319802134790	47 Ohm 5% 0603
3K29	319802134790	47 Ohm 5% 0603
3K30	319802134790	47 Ohm 5% 0603
3K31	319802134790	47 Ohm 5% 0603
3K32	319802134790	47 Ohm 5% 0603
3K33	319802134790	47 Ohm 5% 0603
3K34	319803114790	4*47 Ohm 5% 1206
3K38	319802134790	47 Ohm 5% 0603
3K39	319802134790	47 Ohm 5% 0603
3K40	319802134790	47 Ohm 5% 0603
3K41	319802134790	47 Ohm 5% 0603
3K42	319802134790	47 Ohm 5% 0603
3K43	319802134790	47 Ohm 5% 0603
3K44	319802134790	47 Ohm 5% 0603
3K45	319802134790	47 Ohm 5% 0603
3K46	319802134790	47 Ohm 5% 0603
3K47	319802134790	47 Ohm 5% 0603
3K48	319802134790	47 Ohm 5% 0603
3K49	319802133390	33 Ohm 5% 0.062W 0603
3K50	319802133390	33 Ohm 5% 0.062W 0603
3K51	319802134720	4.7k Ohm 5% 0603
3K52	319802134720	4.7k Ohm 5% 0603
3L01	319802134720	4.7k Ohm 5% 0603
3L02	319802131010	100 Ohm 5% 0.062W 0603
3L03	319802131030	10k Ohm 5% 0.062W 0603
3L04	319802131520	1.5k Ohm 5% 0.062W 0603
3L05	319802131010	100 Ohm 5% 0.062W 0603
3L10	212010894132	1 Ohm 1206
3L11	319802131010	100 Ohm 5% 0.062W 0603
3L15	319802133310	330 Ohm 5% 0.062W 0603
3L16	319802131020	1k Ohm 5% 0.062W 0603
3L17	319802131010	100 Ohm 5% 0.062W 0603
3L22	319802190030	Jumper 0603
3L23	319802190030	Jumper 0603
3L28	319802134720	4.7k Ohm 5% 0603
3L53	319802131010	100 Ohm 5% 0.062W 0603
3L54	319802131010	100 Ohm 5% 0.062W 0603
3L55	319802131030	10k Ohm 5% 0.062W 0603
3L56	319802131010	100 Ohm 5% 0.062W 0603
3L57	319802131010	100 Ohm 5% 0.062W 0603
3L58	319802131010	100 Ohm 5% 0.062W 0603
3L59	319802131010	100 Ohm 5% 0.062W 0603
3L60	319802131010	100 Ohm 5% 0.062W 0603
3L61	319802131010	100 Ohm 5% 0.062W 0603
3L62	319802131010	100 Ohm 5% 0.062W 0603
3L63	319802131010	100 Ohm 5% 0.062W 0603
3L67	319802131010	100 Ohm 5% 0.062W 0603
3L71	319802132290	22 Ohm 5% 0603
3L72	319802134730	47k Ohm 5% 0603
3L73	319802134730	47k Ohm 5% 0603
3L75	319802132220	2.2k Ohm 5% 0603
3L76	319802132220	2.2k Ohm 5% 0603
3L79	319802131030	10k Ohm 5% 0.062W 0603
3L86	319802132230	22k Ohm 5% 0603
3L94	319802134720	4.7k Ohm 5% 0603
3L95	319802134720	4.7k Ohm 5% 0603
3L96	319802131040	100k Ohm 5% 0.062W 0603

Item	Philips 12NC	Description
3M07	319802131010	100 Ohm 5% 0.062W 0603
3M08	319802132220	2.2k Ohm 5% 0603
3M09	319802134720	4.7k Ohm 5% 0603
3M10	319802134710	470 Ohm 5% 0603
3M13	319802131010	100 Ohm 5% 0.062W 0603
3M14	319802131010	100 Ohm 5% 0.062W 0603
3M15	319802131010	100 Ohm 5% 0.062W 0603
3M20	319802131010	100 Ohm 5% 0.062W 0603
3M21	319802131010	100 Ohm 5% 0.062W 0603
3M31	319802132220	2.2k Ohm 5% 0603
3M32	319802138230	82k Ohm 5% 0.062W 0603
3M34	319802134720	4.7k Ohm 5% 0603
3M37	319802134730	47k Ohm 5% 0603
3M38	319802134730	47k Ohm 5% 0603
3M39	319802134730	47k Ohm 5% 0603
3M40	319802134730	47k Ohm 5% 0603
3N01	319802133390	33 Ohm 5% 0.062W 0603
3N02	319803113390	4*33 Ohm 5% 1206
3N03	319802133390	33 Ohm 5% 0.062W 0603
3N04	319803113390	4*33 Ohm 5% 1206
3N05	319802133390	33 Ohm 5% 0.062W 0603
3N06	319803113390	4*33 Ohm 5% 1206
3N07	319802133390	33 Ohm 5% 0.062W 0603
3N08	319803113390	4*33 Ohm 5% 1206
3N09	319802133390	33 Ohm 5% 0.062W 0603
3N10	319802133390	33 Ohm 5% 0.062W 0603
3N11	319803113390	4*33 Ohm 5% 1206
3N12	319803113390	4*33 Ohm 5% 1206
3N13	319802133390	33 Ohm 5% 0.062W 0603
3N14	319802133390	33 Ohm 5% 0.062W 0603
3N15	319802133390	33 Ohm 5% 0.062W 0603
3N16	319802133390	33 Ohm 5% 0.062W 0603
3N18	319803113390	4*33 Ohm 5% 1206
3N22	319802133390	33 Ohm 5% 0.062W 0603
3N23	212010894132	1 Ohm 1206
3N24	319802131050	1M Ohm 5% 0603
3N25	319802132210	220 Ohm 5% 0603
3N26	319802132210	220 Ohm 5% 0603
3N27	212010894132	1 Ohm 1206
3N33	319802134720	4.7k Ohm 5% 0603
3N34	319802134720	4.7k Ohm 5% 0603
3N35	319802134720	4.7k Ohm 5% 0603
3N36	319802134720	4.7k Ohm 5% 0603
3N37	319802134720	4.7k Ohm 5% 0603
3N38	319802134720	4.7k Ohm 5% 0603
3N39	319802131010	100 Ohm 5% 0.062W 0603
3N40	319802131010	100 Ohm 5% 0.062W 0603
3P13	319802131090	TDA8932T/N1 IC
3P20	212010894133	10 Ohm 5% 1206
3P23	319802131090	TDA8932T/N1 IC
3P25	319802131090	TDA8932T/N1 IC
3P26	319802132280	2R2 5% 0603
3P32	319802132280	2R2 5% 0603
3P34	319802133320	3.3k Ohm 5% 0.062W 0603
3P37	319802136820	6.8k Ohm 5% 0603
3P38	319802131020	1k Ohm 5% 0.062W 0603
3P40	319802133930	39k Ohm 5% 0.062W 0605
3P41	319802136820	6.8k Ohm 5% 0603
3P45	319802136820	6.8k Ohm 5% 0603
3P47	319802136890	68 Ohm 5% 0.062W 0603
3P48	319802136890	68 Ohm 5% 0.062W 0603
3P49	319802132210	220 Ohm 5% 0603
3P50	319802131020	1k Ohm 5% 0.062W 0603
3P51	232270461801	180 Ohm 1% 0603
3P53	232270466801	680 Ohm 1% 0603
3P54	319802131030	10k Ohm 5% 0.062W 0603
3P56	232270464701	470 Ohm 1% 0603
3P59	232270464701	470 Ohm 1% 0603
3P61	319802131090	TDA8932T/N1 IC
3P64	232270466801	680 Ohm 1% 0603
3P68	319802136820	6.8k Ohm 5% 0603
3P69	319802136820	6.8k Ohm 5% 0603
3P70	319802133320	3.3k Ohm 5% 0.062W 0603
3P71	319802136820	6.8k Ohm 5% 0603

Item	Philips 12NC	Description
3P72	319802136820	6.8k Ohm 5% 0603
3P74	319802136820	6.8k Ohm 5% 0603
3P77	232270461002	1k Ohm 1% 0603
3P78	319802131020	1k Ohm 5% 0.062W 0603
3R10	319802134730	47k Ohm 5% 0603
3R12	319802134790	47 Ohm 5% 0603
3R13	319802134730	47k Ohm 5% 0603
3R25	319802131010	100 Ohm 5% 0.062W 0603
3R26	319802131010	100 Ohm 5% 0.062W 0603
4B04	319802190030	Jumper 0603
4B05	319802190030	Jumper 0603
4B06	319802190030	Jumper 0603
4B07	319802190030	Jumper 0603
4C07	319802190030	Jumper 0603
4F12	319802190030	Jumper 0603
4G01	319802190030	Jumper 0603
4G02	319802190030	Jumper 0603
4G03	319802190030	Jumper 0603
4G04	319802190030	Jumper 0603
4G09	319802190030	Jumper 0603
4G31	319802190030	Jumper 0603
4H00	319802190030	Jumper 0603
4H02	319802190030	Jumper 0603
4H04	319802190030	Jumper 0603
4H05	319802190030	Jumper 0603
4H12	319802190030	Jumper 0603
4J14	319802190030	Jumper 0603
4J15	319802190030	Jumper 0603
4L20	319802190030	Jumper 0603
4L24	319802190030	Jumper 0603
4L25	319802190030	Jumper 0603
4L26	319802190030	Jumper 0603
4M01	319802190030	Jumper 0603
4M04	319802190030	Jumper 0603
4M05	319802190030	Jumper 0603
4M07	319802190030	Jumper 0603
4M08	319802190030	Jumper 0603
4M09	319802190030	Jumper 0603
4M11	319802190030	Jumper 0603
4N02	319802190030	Jumper 0603
4N03	319802190030	Jumper 0603
4N04	319802190030	Jumper 0603
4N05	319802190030	Jumper 0603
4N06	319802190030	Jumper 0603
4N07	319802190030	Jumper 0603
4N08	319802190030	Jumper 0603
4P01	319802190030	Jumper 0603
4P02	319802190030	Jumper 0603
4R02	319802190030	Jumper 0603
4R03	319802190030	Jumper 0603
4R04	319802190030	Jumper 0603
4R05	319802190030	Jumper 0603
4R06	319802190030	Jumper 0603
4R07	319802190030	Jumper 0603
4R08	319802190030	Jumper 0603
5A03	242253601564	22uF 20%
5A04	242253601564	22uF 20%
5A05	242254942958	Bead 0805 30R at 100MHz
5A06	242254942958	Bead 0805 30R at 100MHz
5A07	242254901582	Bead 0603 33R at 100MHz
5A08	242253594134	105H 20% 0805
5A09	242253594134	105H 20% 0805
5B01	242253594134	105H 20% 0805
5B05	242253601564	22uF 20%
5B08	242253600779	105uH 20%
5C06	242254901582	Bead 0603 33R at 100MHz
5C07	242254901582	Bead 0603 33R at 100MHz
5C08	242254901582	Bead 0603 33R at 100MHz
5D03	242254901582	Bead 0603 33R at 100MHz
5E03	242254901582	Bead 0603 33R at 100MHz
5E04	242254901582	Bead 0603 33R at 100MHz
5E05	242254901582	Bead 0603 33R at 100MHz
5E06	242254901582	Bead 0603 33R at 100MHz
5E07	242254901582	Bead 0603 33R at 100MHz

Item	Philips 12NC	Description
5E08	242254901582	Bead 0603 33R at 100MHz
5E09	242254901582	Bead 0603 33R at 100MHz
5E10	242254901582	Bead 0603 33R at 100MHz
5E11	242254901582	Bead 0603 33R at 100MHz
5E12	242254901582	Bead 0603 33R at 100MHz
5E13	242254901582	Bead 0603 33R at 100MHz
5E14	242254901582	Bead 0603 33R at 100MHz
5E16	242254901582	Bead 0603 33R at 100MHz
5E17	242254901582	Bead 0603 33R at 100MHz
5F10	242254942979	Ind. 100MHz 60Ohm 0603
5F11	242254942979	Ind. 100MHz 60Ohm 0603
5G04	242254942979	Ind. 100MHz 60Ohm 0603
5G05	242254901582	Bead 0603 33R at 100MHz
5G06	242254901582	Bead 0603 33R at 100MHz
5G07	242254901582	Bead 0603 33R at 100MHz
5H01	242254942979	Ind. 100MHz 60Ohm 0603
5H02	242254942979	Ind. 100MHz 60Ohm 0603
5H03	242254942979	Ind. 100MHz 60Ohm 0603
5J01	242254942979	Ind. 100MHz 60Ohm 0603
5J52	319801853380	3.35H 10% 0603
5J53	319801853380	3.35H 10% 0603
5J54	319801853380	3.35H 10% 0603
5J55	319801853380	3.35H 10% 0603
5K01	242254942979	Ind. 100MHz 60Ohm 0603
5K02	242254942979	Ind. 100MHz 60Ohm 0603
5K03	242254942979	Ind. 100MHz 60Ohm 0603
5K04	242254942979	Ind. 100MHz 60Ohm 0603
5K05	242254942979	Ind. 100MHz 60Ohm 0603
5M01	242254901582	Bead 0603 33R at 100MHz
5M02	242254901582	Bead 0603 33R at 100MHz
5M03	242254901582	Bead 0603 33R at 100MHz
5N01	242254942896	Ind. 120 Ohm 100MHz
5N02	242254942896	Ind. 120 Ohm 100MHz
5N03	242254942896	Ind. 120 Ohm 100MHz
5N04	242254942896	Ind. 120 Ohm 100MHz
5N05	242254942896	Ind. 120 Ohm 100MHz
5N06	242254942896	Ind. 120 Ohm 100MHz
5N07	242254942896	Ind. 120 Ohm 100MHz
5N08	242254942896	Ind. 120 Ohm 100MHz
5N09	242254942896	Ind. 120 Ohm 100MHz
5P01	242253600671	10uH 20%
5P02	242253594134	105H 20% 0805
5P09	242253600671	10uH 20%
5R02	242254901582	Bead 0603 33R at 100MHz
5R03	242254901582	Bead 0603 33R at 100MHz
6B30	319801010720	SS24
6J03	319801010630	BAS316
6J14	934058419115	PESD3V3L1BA
6J15	934058419115	PESD3V3L1BA
6M08	319801010660	BAT54
6P05	319802056880	BZX384-C6V8
6P12	319802056880	BZX384-C6V8
6P13	319801010630	BAS316
6P14	319801010630	BAS316
6P15	319802051890	BZX384-C18
6R02	319802056880	BZX384-C5V6
7A01	935279642118	TDA8932T/N1
7A05	319801042320	BC857BW
7A06	319801042310	BC847BW
7A07	319801042310	BC847BW
7B01	932220234668	L5973D
7B02	932211988668	LD1117DT33C
7B12	932221214668	SI4423DY
7C01	932224957671	SVP WX68-7568-LF
7C02	319801042310	BC847BW
7C04	319801042310	BC847BW
7D01	932225195671	K4D261638K-LC40
7D02	932225195671	K4D261638K-LC40
7F01	935273245518	TDA10046AHT/C1
7F02	935263016165	74AHC1GU04GW
7F03	935263016165	74AHC1GU04GW
7F04	319801070580	LM393D
7G00	935277355557	PNX8314HS/C102
7H00		For SW see item 0851

Item	Philips 12NC	Description
7H02	932224127668	K4S281632L-UC60
7H03		For SW see item 0852
7J04	932221400668	SI2301BDS-E3
7J05	319801044110	PDTC114ET
7K00	932222791671	STV0700L
7K01	935219010118	74LVC573ADB
7K02	935219010118	74LVC573ADB
7K03	319801070650	74LVC245APW
7K04	272217100207	Xtal 27MHz 50P
7K05	932217513668	ST890CD
7L10	319801042310	BC847BW
7L23		For SW see item 0816
7M01	932216761668	LF18CD
7M04	319801042310	BC847BW
7M07	932225506671	SI19185ACTU
7M09	319801042310	BC847BW
7N01	932225010671	SI19125CTU
7N07	935266839118	UDA1334ATS/N2
7P05	319801044340	BC817-25W
7P06	932216070668	SI4936ADY-E3
7P07	932216070668	SI4936ADY-E3
7P08	932221350685	TS431AIL
7P09	934057587118	PHD38N02LT
7P11	932220746668	NCP5422AD
7R05	932220471668	SI4835BDY
7R07	319801044110	PDTC114ET

**Table 10-10 SSB: 32 and 42PFL7762D/
12 (3139 268 52511)**

Item	Philips 12NC	Description
0214	313918758551	ASSY IO plate
0215	313912132441	IO plate LCO7S
0233	313918758541	Top shield assy
0237	313918758531	Bottom shield assy
1101	311229714001	Tuner TD1316AF/IHP-2
1102	932204272682	SAW 38MHz9 K3953M
1103	242254944341	SAW 38MHz9 K9656M
1104	242254301386	Xtal 4MHz00 20pF SMD-49
1301	242254301526	Crystal 12pF 10MHz
1304	242202518131	Conn. 11p m 2.00 Wh
1305	242202518129	Conn. 10p m 2.00 Wh
1314	242202605905	Sock. Phone 1p f 3.5
1411	242254301461	Xtal 18.432MHz 12pF
1504	242202520251	Sock. SCART 21p f Bk
1506	242202520251	Sock. SCART 21p f Bk
1601	242203300675	Sock. 2p f CINCH/MDIN
1615	242202605985	Sock. CINCH 4p f 2L2
2112	202055200211	22uF 10% 16V 1210
2113	319801731030	10nF 20% 50V 0603
2117	319801731030	10nF 20% 50V 0603
2118	319801731030	10nF 20% 50V 0603
2120	202055200211	22uF 10% 16V 1210
2121	319801631590	15pF 10% 50V 0603
2122	319801631590	15pF 10% 50V 0603
2123	319801731520	1.5nF 20% 50V 0603
2125	319801744740	470pF 5% 10V 0603
2126	319801742240	220nF 16V Y5V 0603
2127	319801632290	22pF 10% 50V 0603
2128	319801731030	10nF 20% 50V 0603
2129	202055200211	22uF 10% 16V 1210
2130	319801731030	10nF 20% 50V 0603
2131	202055200211	22uF 10% 16V 1210
2132	202055200211	22uF 10% 16V 1210
2133	319801731030	10nF 20% 50V 0603
2136	319801744740	470pF 5% 10V 0603
2137	319801731030	10nF 20% 50V 0603
2138	319801731030	10nF 20% 50V 0603
2139	319801633910	390pF 50V NPO 0603
2143	319801731020	1nF 50V 0603
2145	319801731020	1nF 50V 0603
2146	319801741050	1uF 5% 10V 0603
2147	223878619856	330nF 20% 160V 0603
2148	319801731040	100nF 16V 0603
2149	319802752280	2.2uF 10V X5R 0603
2310	319801731040	100nF 16V 0603
2311	202055200291	10uF 20% 6.3V 0603
2312	319801731040	100nF 16V 0603
2313	319801731040	100nF 16V 0603
2314	319801631590	15pF 10% 50V 0603
2315	319801731040	100nF 16V 0603
2316	319801631590	15pF 10% 50V 0603
2317	319801731040	100nF 16V 0603
2318	319801731040	100nF 16V 0603
2320	319801731040	100nF 16V 0603
2323	319801731040	100nF 16V 0603
2324	202055296807	1uF 5% 10V 0603
2327	319801731030	10nF 20% 50V 0603
2329	319801731020	1nF 50V 0603
2330	319801731020	1nF 50V 0603
2331	319801731020	1nF 50V 0603
2332	319801731020	1nF 50V 0603
2333	319801731020	1nF 50V 0603
2335	319801731020	1nF 50V 0603
2336	319801731020	1nF 50V 0603
2337	319801731020	1nF 50V 0603
2338	319801732240	220nF 20% 10V 0603
2341	319802341040	100nF 10% 100V 0603
2408	319801734710	470pF 50V X7R 0603
2409	319801731520	1.5nF 20% 50V 0603
2410	202002100215	220uF 20% 25V

Item	Philips 12NC	Description
2411	202055200291	10uF 20% 6.3V 0603
2412	319801632210	220pF 10% 50V 0603
2413	319801632210	220pF 10% 50V 0603
2414	202055200291	10uF 20% 6.3V 0603
2415	319801633380	3.3pF 50V 0603
2416	319801633380	3.3pF 50V 0603
2417	319801733310	330pF 50V X7R 0603
2418	319801733310	330pF 50V X7R 0603
2419	319801731040	100nF 16V 0603
2420	319803041090	10pF 20% 16V
2421	319801633310	330pF 1% 50V 0603
2422	319801633310	330pF 1% 50V 0603
2423	319803041090	10pF 20% 16V
2424	202055200291	10uF 20% 6.3V 0603
2425	202055200291	10uF 20% 6.3V 0603
2426	202055200291	10uF 20% 6.3V 0603
2427	202055200291	10uF 20% 6.3V 0603
2428	319801631010	100pF 10% 50V 0603
2429	319801631010	100pF 10% 50V 0603
2430	319801631010	100pF 10% 50V 0603
2431	319801631010	100pF 10% 50V 0603
2432	319801635690	56pF 10% 50V 0603
2433	319801633310	330pF 1% 50V 0603
2434	319801633310	330pF 1% 50V 0603
2435	319801633310	330pF 1% 50V 0603
2436	202055200291	10uF 20% 6.3V 0603
2437	202055200291	10uF 20% 6.3V 0603
2438	319801731040	100nF 16V 0603
2439	202055200247	470nF 10% 25V 0603
2440	202055200247	470nF 10% 25V 0603
2441	319801731520	1.5nF 20% 50V 0603
2442	319801734710	470pF 50V X7R 0603
2443	319801731520	1.5nF 20% 50V 0603
2444	319801734710	470pF 50V X7R 0603
2445	319801731040	100nF 16V 0603
2502	319801733310	330pF 50V X7R 0603
2506	319801733310	330pF 50V X7R 0603
2508	319801733310	330pF 50V X7R 0603
2509	319801732240	220nF 20% 10V 0603
2512	319801731020	1nF 50V 0603
2514	319801733310	330pF 50V X7R 0603
2515	319801732240	220nF 20% 10V 0603
2517	319801731020	1nF 50V 0603
2518	319801732240	220nF 20% 10V 0603
2520	319801731020	1nF 50V 0603
2521	319801732240	220nF 20% 10V 0603
2523	319801731020	1nF 50V 0603
2525	319801732240	220nF 20% 10V 0603
2533	319801732240	220nF 20% 10V 0603
2534	319801732240	220nF 20% 10V 0603
2536	319801732240	220nF 20% 10V 0603
2607	319801732240	220nF 20% 10V 0603
2608	319801733320	3.3nF 50V 0603
2610	319801732240	220nF 20% 10V 0603
2612	319801733320	3.3nF 50V 0603
2613	319801731040	100nF 16V 0603
2614	319801731040	100nF 16V 0603
2615	319801731040	100nF 16V 0603
2901	319801633390	33pF 50V NPO 0603
2902	319801744740	470pF 5% 10V 0603
2904	319801744740	470pF 5% 10V 0603
2905	319801633390	33pF 50V NPO 0603
2907	319801744740	470pF 5% 10V 0603
2908	319801732240	220nF 20% 10V 0603
2913	319801732240	220nF 20% 10V 0603
2915	319803024790	47uF 20% 6.3V
2916	319803024790	47uF 20% 6.3V
3110	319802138220	8.2k Ohm 5% 0.062W 0603
3111	319802135620	5.6k Ohm 5% 0.062W 0603
3113	319802136820	6.8k Ohm 5% 0603
3115	319802133930	39k Ohm 5% 0.062W 0605
3117	319802132220	2.2k Ohm 5% 0603
3118	319802132220	2.2k Ohm 5% 0603
3119	319802132230	22k Ohm 5% 0603

Item	Philips 12NC	Description
3123	319802133310	330 Ohm 5% 0.062W 0603
3124	319802131010	100 Ohm 5% 0.062W 0603
3125	319802131510	150 Ohm 5% 0603
3126	319802131810	180 Ohm 5% 0.062W 0603
3127	319802135620	5.6k Ohm 5% 0.062W 0603
3133	212010894132	1 Ohm 1206
3134	212010894132	1 Ohm 1206
3135	319802131590	15 Ohm 5% 0.062W 0603
3136	232276260479	47Ohm 5% 2512
3137	232276260479	47Ohm 5% 2512
3140	319802131510	150 Ohm 5% 0603
3151	319802131010	100 Ohm 5% 0.062W 0603
3152	319802131010	100 Ohm 5% 0.062W 0603
3188	319802131830	18k Ohm 5% 0603
3193	319802132230	22k Ohm 5% 0603
3194	319802132230	22k Ohm 5% 0603
3195	319802131830	18k Ohm 5% 0603
3300	319802131220	1.2k Ohm 5% 0.062W 0603
3303	319802131010	100 Ohm 5% 0.062W 0603
3306	319802131020	1k Ohm 5% 0.062W 0603
3310	319802131020	1k Ohm 5% 0.062W 0603
3313	319802133310	330 Ohm 5% 0.062W 0603
3314	319802131030	10k Ohm 5% 0.062W 0603
3315	319802131010	100 Ohm 5% 0.062W 0603
3316	319802131030	10k Ohm 5% 0.062W 0603
3317	319802133310	330 Ohm 5% 0.062W 0603
3318	319802131010	100 Ohm 5% 0.062W 0603
3319	319802131030	10k Ohm 5% 0.062W 0603
3320	319802131010	100 Ohm 5% 0.062W 0603
3322	319802131010	100 Ohm 5% 0.062W 0603
3323	319802131010	100 Ohm 5% 0.062W 0603
3324	319802131030	10k Ohm 5% 0.062W 0603
3325	319802131030	10k Ohm 5% 0.062W 0603
3329	319802131010	100 Ohm 5% 0.062W 0603
3336	319802131010	100 Ohm 5% 0.062W 0603
3338	319802131010	100 Ohm 5% 0.062W 0603
3339	319802131010	100 Ohm 5% 0.062W 0603
3340	319802131010	100 Ohm 5% 0.062W 0603
3341	319802131010	100 Ohm 5% 0.062W 0603
3343	319802131010	100 Ohm 5% 0.062W 0603
3345	319802131010	100 Ohm 5% 0.062W 0603
3346	319802131010	100 Ohm 5% 0.062W 0603
3347	319802131030	10k Ohm 5% 0.062W 0603
3348	319802134790	47 Ohm 5% 0603
3349	319802131030	10k Ohm 5% 0.062W 0603
3350	319802131030	10k Ohm 5% 0.062W 0603
3351	319802133320	3.3k Ohm 5% 0.062W 0603
3352	319802133320	3.3k Ohm 5% 0.062W 0603
3353	319802131030	10k Ohm 5% 0.062W 0603
3354	319802131010	100 Ohm 5% 0.062W 0603
3355	319802131010	100 Ohm 5% 0.062W 0603
3357	319802131010	100 Ohm 5% 0.062W 0603
3359	319802134720	4.7k Ohm 5% 0603
3360	319802134720	4.7k Ohm 5% 0603
3361	319802133320	3.3k Ohm 5% 0.062W 0603
3362	319802133320	3.3k Ohm 5% 0.062W 0603
3380	319802131010	100 Ohm 5% 0.062W 0603
3382	319802131010	100 Ohm 5% 0.062W 0603
3384	319802132290	22 Ohm 5% 0603
3386	319802131010	100 Ohm 5% 0.062W 0603
3387	319802131010	100 Ohm 5% 0.062W 0603
3388	319802131010	100 Ohm 5% 0.062W 0603
3389	319802134790	47 Ohm 5% 0603
3390	319802134790	47 Ohm 5% 0603
3391	319802134790	47 Ohm 5% 0603
3393	319802131530	15k Ohm 5% 0603
3395	319802131520	1.5k Ohm 5% 0.062W 0603
3396	319802131020	1k Ohm 5% 0.062W 0603
3397	319802134730	47k Ohm 5% 0603
3398	319802131040	100k Ohm 5% 0.062W 0603
3399	319802131030	10k Ohm 5% 0.062W 0603
3402	212010894132	1 Ohm 1206
3410	319802131010	100 Ohm 5% 0.062W 0603
3411	319802131010	100 Ohm 5% 0.062W 0603

Item	Philips 12NC	Description
3417	319802131010	100 Ohm 5% 0.062W 0603
3418	319802131010	100 Ohm 5% 0.062W 0603
3419	319802131010	100 Ohm 5% 0.062W 0603
3420	319802131010	100 Ohm 5% 0.062W 0603
3500	319802131510	150 Ohm 5% 0603
3502	319802131510	150 Ohm 5% 0603
3503	319802131510	150 Ohm 5% 0603
3506	319802131510	150 Ohm 5% 0603
3507	319802131510	150 Ohm 5% 0603
3508	319802133330	33k Ohm 5% 0.062W 0603
3510	319802131510	150 Ohm 5% 0603
3511	319802133330	33k Ohm 5% 0.062W 0603
3512	319802131510	150 Ohm 5% 0603
3513	319802133330	33k Ohm 5% 0.062W 0603
3514	319802131510	150 Ohm 5% 0603
3515	319802133330	33k Ohm 5% 0.062W 0603
3516	319802131010	100 Ohm 5% 0.062W 0603
3517	319802137590	75 Ohm 5% 0603
3518	319802132730	27k Ohm 5% 0603
3519	319802131590	15 Ohm 5% 0.062W 0603
3520	319802136820	6.8k Ohm 5% 0603
3521	319802131020	1k Ohm 5% 0.062W 0603
3522	319802136890	68 Ohm 5% 0.062W 0603
3523	319802131010	100 Ohm 5% 0.062W 0603
3524	319802131590	15 Ohm 5% 0.062W 0603
3525	319802131020	1k Ohm 5% 0.062W 0603
3526	319802137590	75 Ohm 5% 0603
3528	319802131010	100 Ohm 5% 0.062W 0603
3529	319802131010	100 Ohm 5% 0.062W 0603
3530	319802137590	75 Ohm 5% 0603
3531	319802137590	75 Ohm 5% 0603
3532	319802131020	1k Ohm 5% 0.062W 0603
3533	319802137590	75 Ohm 5% 0603
3535	319802136890	68 Ohm 5% 0.062W 0603
3536	319802131020	1k Ohm 5% 0.062W 0603
3537	319802131020	1k Ohm 5% 0.062W 0603
3538	319802134720	4.7k Ohm 5% 0603
3540	319802134720	4.7k Ohm 5% 0603
3545	319802131010	100 Ohm 5% 0.062W 0603
3546	319802137590	75 Ohm 5% 0603
3550	319802132730	27k Ohm 5% 0603
3551	319802136820	6.8k Ohm 5% 0603
3552	319802131010	100 Ohm 5% 0.062W 0603
3553	319802137590	75 Ohm 5% 0603
3554	319802136890	68 Ohm 5% 0.062W 0603
3555	319802136890	68 Ohm 5% 0.062W 0603
3600	319802131010	100 Ohm 5% 0.062W 0603
3601	319802137590	75 Ohm 5% 0603
3602	319802131010	100 Ohm 5% 0.062W 0603
3603	319802137590	75 Ohm 5% 0603
3604	319802137590	75 Ohm 5% 0603
3605	319802137590	75 Ohm 5% 0603
3607	319802131510	150 Ohm 5% 0603
3608	319802133330	33k Ohm 5% 0.062W 0603
3609	319802137590	75 Ohm 5% 0603
3611	319802131510	150 Ohm 5% 0603
3612	319802133330	33k Ohm 5% 0.062W 0603
3617	319802133390	33 Ohm 5% 0.062W 0603
3618	319802133390	33 Ohm 5% 0.062W 0603
3619	319802133390	33 Ohm 5% 0.062W 0603
3620	319802134720	4.7k Ohm 5% 0603
3901	319802134730	47k Ohm 5% 0603
3902	232270260124	120k Ohm 5% 0603
3904	319802133390	33 Ohm 5% 0.062W 0603
3905	319802134730	47k Ohm 5% 0603
3906	319802131040	100k Ohm 5% 0.062W 0603
3907	319802131040	100k Ohm 5% 0.062W 0603
3908	232270260124	120k Ohm 5% 0603
3910	319802133390	33 Ohm 5% 0.062W 0603
3911	319802131030	10k Ohm 5% 0.062W 0603
3912	319802131030	10k Ohm 5% 0.062W 0603
3913	319802131020	1k Ohm 5% 0.062W 0603
3914	319802131020	1k Ohm 5% 0.062W 0603
3915	319802131020	1k Ohm 5% 0.062W 0603

Item	Philips 12NC	Description
3916	319802131020	1k Ohm 5% 0.062W 0603
3917	319802131020	1k Ohm 5% 0.062W 0603
3918	319802131020	1k Ohm 5% 0.062W 0603
3942	319802131030	10k Ohm 5% 0.062W 0603
3943	319802132230	22k Ohm 5% 0603
4112	319802190030	Jumper 0603
4115	319802190030	Jumper 0603
4116	319802190030	Jumper 0603
4117	319802190030	Jumper 0603
4118	319802190030	Jumper 0603
4119	319802190030	Jumper 0603
4123	319802190030	Jumper 0603
4124	319802190030	Jumper 0603
4125	319802190030	Jumper 0603
4309	319802190030	Jumper 0603
4310	319802190030	Jumper 0603
4316	319802190030	Jumper 0603
4326	319802190030	Jumper 0603
4401	319802190030	Jumper 0603
4402	319802190030	Jumper 0603
4409	319802190030	Jumper 0603
4410	319802190030	Jumper 0603
4412	319802190030	Jumper 0603
4602	319802190030	Jumper 0603
4703	319802190030	Jumper 0603
4704	319802190030	Jumper 0603
4705	319802190030	Jumper 0603
4706	319802190030	Jumper 0603
4707	319802190030	Jumper 0603
4708	319802190030	Jumper 0603
4709	319802190030	Jumper 0603
4710	319802190030	Jumper 0603
4711	319802190030	Jumper 0603
4712	319802190030	Jumper 0603
4713	319802190030	Jumper 0603
4714	319802190030	Jumper 0603
4715	319802190030	Jumper 0603
4716	319802190030	Jumper 0603
4717	319802190030	Jumper 0603
4718	319802190030	Jumper 0603
4719	319802190030	Jumper 0603
4720	319802190030	Jumper 0603
4721	319802190030	Jumper 0603
4722	319802190030	Jumper 0603
4723	319802190030	Jumper 0603
4724	319802190030	Jumper 0603
4725	319802190030	Jumper 0603
4726	319802190030	Jumper 0603
5111	242253601057	0.39uH 5% 0603
5112	242254901582	Bead 0603 33R at 100MHz
5114	242253601521	Ind. 10uH 10% 1207
5115	242253601521	Ind. 10uH 10% 1207
5118	242254901582	Bead 0603 33R at 100MHz
5120	319801890030	120 Ohm 100MHz 0603
5121	319801890030	120 Ohm 100MHz 0603
5301	242254942979	Ind. 100MHz 60Ohm 0603
5302	242254942979	Ind. 100MHz 60Ohm 0603
5304	242254901582	Bead 0603 33R at 100MHz
5306	242254943276	Ind. 100MHz 30 Ohm 0603
5401	319801890030	120 Ohm 100MHz 0603
5402	319801890030	120 Ohm 100MHz 0603
5403	319801862290	22uH 5% 1008
5601	242254901582	Bead 0603 33R at 100MHz
6103	932210737685	1SS356
6110	319801010630	BAS316
6301	319801010630	BAS316
6306	934058419115	PESD3V3L1BA
6307	934058419115	PESD3V3L1BA
6318	319802058280	BZX384-C8V2
6512	932220595685	1N4148WS-V
6513	932220595685	1N4148WS-V
6919	319801010630	BAS316
7109	319801042030	BC847B
7111	933715320118	74HCT4053D (PHSE

Item	Philips 12NC	Description
7113	935272371118	TDA9886T/V4
7114	319801042030	BC847B
7133	932210447668	L78M05CDT
7134	319801042030	BC847B
7302	935275998118	PCA9515ADP
7303	935275998118	PCA9515ADP
7308	319801042310	BC847BW
7310		For SW see item 0815
7311	932224553671	M30300SAGP
7312	932222946685	BD45275G
7314	319801042310	BC847BW
7317	319801042310	BC847BW
7322	319801044110	PDTC114ET
7323	932224685685	NL27WZ08USG
7410	932219811685	L78L08ACU
7411	932225185671	MSP4450K-VK-E8-001
7500	319801042030	BC847B
7502	319801042320	BC857BW
7503	319801042030	BC847B
7504	319801042320	BC857BW
7601	935277231125	74LVC1G3157GW
7603	319801044110	PDTC114ET
7901	932218305668	TS482ID
7902	319801042320	BC857BW
7911	319801042310	BC847BW
7912	319801042310	BC847BW
7913	319801042310	BC847BW
7914	319801042310	BC847BW
7915	319801042310	BC847BW
7916	319801042310	BC847BW
7922	319801042310	BC847BW
1A01	242202518123	Conn. 4p m 2.00 Wh
1A02	242202518122	Conn. 3p m 2.00 Wh
1A03	242202518122	Conn. 3p m 2.00 Wh
1B12	242202518125	Conn. 6p m 2.00 Wh
1B13	242202518127	Conn. 8p m 2.00 Wh
1C24	242254301624	Xtal 24MHz 18pF NX5032
1J14	242202605905	Sock. Phone 1p f 3.5
1K00	242202520413	Sock. PCMCIA 68p f 1.27
1L20	242202518126	Conn. 7p m 2.00 Wh
1M02	242203300618	Sock. HDMI 19p f SM
1M03	242203300618	Sock. HDMI 19p f SM
1N01	242202520569	Conn. 21p f 0.5
1N02	242254301517	Xtal 28M322 18pF NX5032
1R01	242202520345	Conn. 41p f 1.00 FX15S
1R02	242254945325	Bead 67 Ohm at 100MHz
1R03	242254945325	Bead 67 Ohm at 100MHz
1R04	242254945325	Bead 67 Ohm at 100MHz
1R05	242254945325	Bead 67 Ohm at 100MHz
1R06	242254945325	Bead 67 Ohm at 100MHz
1R08	242254945325	Bead 67 Ohm at 100MHz
1R09	242254945325	Bead 67 Ohm at 100MHz
1R10	242254945325	Bead 67 Ohm at 100MHz
1R11	242254945325	Bead 67 Ohm at 100MHz
1R12	242254945325	Bead 67 Ohm at 100MHz
2A01	319801731040	100nF 16V 0603
2A02	319801731040	100nF 16V 0603
2A04	202002100215	220uF 20% 25V
2A08	202002100215	220uF 20% 25V
2A09	319801731040	100nF 16V 0603
2A10	319801731040	100nF 16V 0603
2A11	319802751080	1uF 10V X5R 0603
2A12	319801632210	220pF 10% 50V 0603
2A13	319801742240	220nF 16V Y5V 0603
2A14	202055200247	470nF 10% 25V 0603
2A15	319802751080	1uF 10V X5R 0603
2A16	319802751080	1uF 10V X5R 0603
2A17	319801631020	1nF 25V 0603
2A18	319801631020	1nF 25V 0603
2A19	319801632210	220pF 10% 50V 0603
2A20	319802751080	1uF 10V X5R 0603
2A21	319801631020	1nF 25V 0603
2A22	319801731040	100nF 16V 0603
2A23	319801631020	1nF 25V 0603

Item	Philips 12NC	Description
2A24	319801731040	100nF 16V 0603
2A25	319801731530	15nF 50V 0603
2A26	319801742240	220nF 16V Y5V 0603
2A27	319801731530	15nF 50V 0603
2A28	202055200247	470nF 10% 25V 0603
2A29	319801731040	100nF 16V 0603
2A30	319801731040	100nF 16V 0603
2A31	319801631020	1nF 25V 0603
2A32	319801631020	1nF 25V 0603
2A33	319801731040	100nF 16V 0603
2A34	319801731040	100nF 16V 0603
2A35	319801631020	1nF 25V 0603
2A36	319801631020	1nF 25V 0603
2A37	319801742240	220nF 16V Y5V 0603
2A38	319801742240	220nF 16V Y5V 0603
2A40	202055200247	470nF 10% 25V 0603
2A41	319802751080	1uF 10V X5R 0603
2A45	319801631020	1nF 25V 0603
2A46	319802444730	47nF Y5V 50V 0603
2A47	319802444730	47nF Y5V 50V 0603
2A51	319801731020	1nF 50V 0603
2A53	319801731020	1nF 50V 0603
2B06	319801731020	1nF 50V 0603
2B10	319803041010	1005F 20% 16V
2B12	202055200211	22uF 10% 16V 1210
2B18	319803041090	10pF 20% 16V
2B21	319801731040	100nF 16V 0603
2B22	319803074780	4.7uF 20% 35V
2B24	319803044790	47pF 20% 16V SMD
2B25	319801732210	220pF 20% 50V 0603
2B26	319801732230	22nF 20% 25V 0603
2B27	319801731030	10nF 20% 50V 0603
2B65	319801731040	100nF 16V 0603
2B66	202001200003	4705F 16V 20% SMD
2B68	319801732210	220pF 20% 50V 0603
2C01	319801631890	18pF 1% 50V 0603
2C02	319801631890	18pF 1% 50V 0603
2C03	319802341040	100nF 10% 100V 0603
2C04	319802341040	100nF 10% 100V 0603
2C05	319802341040	100nF 10% 100V 0603
2C06	319802341040	100nF 10% 100V 0603
2C07	319802341040	100nF 10% 100V 0603
2C08	319802341040	100nF 10% 100V 0603
2C09	319802341040	100nF 10% 100V 0603
2C10	319802341040	100nF 10% 100V 0603
2C11	319802341040	100nF 10% 100V 0603
2C12	319802341040	100nF 10% 100V 0603
2C13	319802341040	100nF 10% 100V 0603
2C14	319802341040	100nF 10% 100V 0603
2C15	319802341040	100nF 10% 100V 0603
2C17	319802341040	100nF 10% 100V 0603
2C18	319802341040	100nF 10% 100V 0603
2C19	319802341040	100nF 10% 100V 0603
2C20	319802341040	100nF 10% 100V 0603
2C21	319802341040	100nF 10% 100V 0603
2C22	319801731040	100nF 16V 0603
2C23	202055200291	10uF 20% 6.3V 0603
2C24	319801731040	100nF 16V 0603
2C25	319801731040	100nF 16V 0603
2C26	319801731040	100nF 16V 0603
2C27	202055200291	10uF 20% 6.3V 0603
2C28	319801731040	100nF 16V 0603
2C29	202055200291	10uF 20% 6.3V 0603
2C30	319802341040	100nF 10% 100V 0603
2C81	223858615628	2.7nF 10% 50V 0603
2C82	223858615628	2.7nF 10% 50V 0603
2D02	319801731040	100nF 16V 0603
2D03	319801731040	100nF 16V 0603
2D04	319801731030	10nF 20% 50V 0603
2D08	319801731030	10nF 20% 50V 0603
2D09	319801731030	10nF 20% 50V 0603
2D10	319801731040	100nF 16V 0603
2D11	319801634710	470pF 10% 50V 0603
2D12	319801634710	470pF 10% 50V 0603

Item	Philips 12NC	Description
2D14	319801731030	10nF 20% 50V 0603
2D18	202055200291	10uF 20% 6.3V 0603
2D31	319801731040	100nF 16V 0603
2D32	319801731040	100nF 16V 0603
2D33	319801731040	100nF 16V 0603
2D34	319801731040	100nF 16V 0603
2D37	319801731040	100nF 16V 0603
2D38	319801731040	100nF 16V 0603
2D39	319801731040	100nF 16V 0603
2D43	319801634710	470pF 10% 50V 0603
2D46	202055200291	10uF 20% 6.3V 0603
2D57	319801731030	10nF 20% 50V 0603
2D58	319801731030	10nF 20% 50V 0603
2D59	319801731030	10nF 20% 50V 0603
2D60	319801634710	470pF 10% 50V 0603
2D71	319803022290	ELCAP 6V3 22UF
2D72	319801731030	10nF 20% 50V 0603
2E01	202055200291	10uF 20% 6.3V 0603
2E02	319801731040	100nF 16V 0603
2E03	202055200291	10uF 20% 6.3V 0603
2E04	319801731040	100nF 16V 0603
2E05	202055200291	10uF 20% 6.3V 0603
2E06	319801731040	100nF 16V 0603
2E07	319801731040	100nF 16V 0603
2E08	319801731040	100nF 16V 0603
2E09	319801731040	100nF 16V 0603
2E10	202055200291	10uF 20% 6.3V 0603
2E11	319801731040	100nF 16V 0603
2E12	202055200291	10uF 20% 6.3V 0603
2E13	319801631010	100pF 10% 50V 0603
2E14	319801631010	100pF 10% 50V 0603
2E15	319801631010	100pF 10% 50V 0603
2E16	319801631010	100pF 10% 50V 0603
2E17	319801631010	100pF 10% 50V 0603
2E18	319801631010	100pF 10% 50V 0603
2E19	319801731040	100nF 16V 0603
2E20	202055200291	10uF 20% 6.3V 0603
2E21	319801731040	100nF 16V 0603
2E22	202055200291	10uF 20% 6.3V 0603
2E23	319801731040	100nF 16V 0603
2E24	202055200291	10uF 20% 6.3V 0603
2E25	319801731040	100nF 16V 0603
2E26	202055200291	10uF 20% 6.3V 0603
2E27	319801731040	100nF 16V 0603
2E28	202055200291	10uF 20% 6.3V 0603
2E29	319801731040	100nF 16V 0603
2E30	202055200291	10uF 20% 6.3V 0603
2E31	319801731040	100nF 16V 0603
2E32	202055200291	10uF 20% 6.3V 0603
2E33	319801731040	100nF 16V 0603
2E34	202055200291	10uF 20% 6.3V 0603
2E35	319801731040	100nF 16V 0603
2E36	319801731040	100nF 16V 0603
2E37	319801731040	100nF 16V 0603
2E38	319801731040	100nF 16V 0603
2E39	319801731040	100nF 16V 0603
2E40	319801731040	100nF 16V 0603
2E41	319801731040	100nF 16V 0603
2E42	319801731040	100nF 16V 0603
2E43	202055200291	10uF 20% 6.3V 0603
2E44	319801731040	100nF 16V 0603
2E45	319801731040	100nF 16V 0603
2E46	319801731040	100nF 16V 0603
2E47	319801731040	100nF 16V 0603
2E48	202055200291	10uF 20% 6.3V 0603
2E49	319801731040	100nF 16V 0603
2E50	319801731040	100nF 16V 0603
2E51	319801731040	100nF 16V 0603
2E52	319801731040	100nF 16V 0603
2E53	319801731040	100nF 16V 0603
2E54	319801731040	100nF 16V 0603
2E55	319801731040	100nF 16V 0603
2E56	319801731040	100nF 16V 0603
2E57	202055200291	10uF 20% 6.3V 0603

Item	Philips 12NC	Description
2E58	319801731040	100nF 16V 0603
2E66	202055200291	10uF 20% 6.3V 0603
2E67	319801731040	100nF 16V 0603
2E68	319802702290	22uF 10% 6.3V 0805
2E69	319801731040	100nF 16V 0603
2E70	319802702290	22uF 10% 6.3V 0805
2E71	319802702290	22uF 10% 6.3V 0805
2E72	319801731040	100nF 16V 0603
2E75	319801634710	470pF 10% 50V 0603
2E76	319801634710	470pF 10% 50V 0603
2F10	319801731040	100nF 16V 0603
2F11	319803044790	47pF 20% 16V SMD
2F12	319801731040	100nF 16V 0603
2F13	319801731040	100nF 16V 0603
2F14	319801731040	100nF 16V 0603
2F15	319801731040	100nF 16V 0603
2F16	319801731040	100nF 16V 0603
2F17	319801731040	100nF 16V 0603
2F18	319801731040	100nF 16V 0603
2F19	319801731040	100nF 16V 0603
2F20	319801731040	100nF 16V 0603
2F21	319803044790	47pF 20% 16V SMD
2F22	319801731040	100nF 16V 0603
2F23	319801731040	100nF 16V 0603
2F24	319801731040	100nF 16V 0603
2F25	319801731040	100nF 16V 0603
2F26	319801731040	100nF 16V 0603
2F27	319801731040	100nF 16V 0603
2F28	319801731040	100nF 16V 0603
2F29	319801731040	100nF 16V 0603
2F30	319801731040	100nF 16V 0603
2F31	319801731040	100nF 16V 0603
2F32	319801731040	100nF 16V 0603
2F33	319801631090	10pF 10% 50V 0603
2G02	319803041090	10pF 20% 16V
2G03	319801731040	100nF 16V 0603
2G04	319801731040	100nF 16V 0603
2G05	319801731040	100nF 16V 0603
2G06	319801731040	100nF 16V 0603
2G07	319801731040	100nF 16V 0603
2G08	319801731040	100nF 16V 0603
2G09	319801731040	100nF 16V 0603
2G10	319801731040	100nF 16V 0603
2G11	319801731040	100nF 16V 0603
2G12	319801731040	100nF 16V 0603
2G13	319801731040	100nF 16V 0603
2G14	319801731040	100nF 16V 0603
2G15	319801731040	100nF 16V 0603
2G16	319801731040	100nF 16V 0603
2G17	319803041090	10pF 20% 16V
2G18	319803041090	10pF 20% 16V
2G19	319801731040	100nF 16V 0603
2G20	319801731040	100nF 16V 0603
2G21	319801731040	100nF 16V 0603
2G22	319803041090	10pF 20% 16V
2G23	319803041090	10pF 20% 16V
2G24	319803041090	10pF 20% 16V
2G32	319801731040	100nF 16V 0603
2G33	319803041090	10pF 20% 16V
2H03	319801731040	100nF 16V 0603
2H04	319801731040	100nF 16V 0603
2H06	319803041090	10pF 20% 16V
2H07	319803041090	10pF 20% 16V
2H08	319801731040	100nF 16V 0603
2H09	319801731040	100nF 16V 0603
2H10	319801731040	100nF 16V 0603
2H11	319801731040	100nF 16V 0603
2H12	319801731040	100nF 16V 0603
2H13	319801731040	100nF 16V 0603
2H14	319801732240	220nF 20% 10V 0603
2H15	319801732240	220nF 20% 10V 0603
2J01	319803041090	10pF 20% 16V
2J02	319801731040	100nF 16V 0603
2J04	319803042290	22uF 20% 16V

Item	Philips 12NC	Description
2J05	319803041010	1005F 20% 16V
2J06	319801731040	100nF 16V 0603
2J62	319801636890	CER1 0603 NP0 50V 68P
2J63	319801631810	180pF 10% 50V 0603
2J66	319801631810	180pF 10% 50V 0603
2J67	319801636890	CER1 0603 NP0 50V 68P
2J69	319801631810	180pF 10% 50V 0603
2J70	319801636890	CER1 0603 NP0 50V 68P
2J72	319801631810	180pF 10% 50V 0603
2J73	319801636890	CER1 0603 NP0 50V 68P
2K00	319801731040	100nF 16V 0603
2K01	319801731040	100nF 16V 0603
2K02	319801731040	100nF 16V 0603
2K03	319801731040	100nF 16V 0603
2K04	319801731040	100nF 16V 0603
2K05	319801731040	100nF 16V 0603
2K06	319803041090	10pF 20% 16V
2K07	319803041090	10pF 20% 16V
2K08	319801731040	100nF 16V 0603
2K09	319801731040	100nF 16V 0603
2K10	319801731040	100nF 16V 0603
2K11	319803041090	10pF 20% 16V
2K12	319801731040	100nF 16V 0603
2K13	319803041090	10pF 20% 16V
2K14	319801731020	1nF 50V 0603
2K15	319801631010	100pF 10% 50V 0603
2K16	319801734730	47nF 10% 16V 0603
2K17	319801734730	47nF 10% 16V 0603
2L24	319801732240	220nF 20% 10V 0603
2L25	319801732240	220nF 20% 10V 0603
2M01	202055200291	10uF 20% 6.3V 0603
2M02	202055200291	10uF 20% 6.3V 0603
2M03	319801731040	100nF 16V 0603
2M04	319801731040	100nF 16V 0603
2M05	319801731040	100nF 16V 0603
2M06	319801731040	100nF 16V 0603
2M07	202055200291	10uF 20% 6.3V 0603
2M08	202055200291	10uF 20% 6.3V 0603
2M09	319801731040	100nF 16V 0603
2M10	319801731040	100nF 16V 0603
2M11	319803041010	1005F 20% 16V
2M12	319801731040	100nF 16V 0603
2M15	202055200291	10uF 20% 6.3V 0603
2M16	319801731040	100nF 16V 0603
2M17	319801731040	100nF 16V 0603
2M19	319801731040	100nF 16V 0603
2M20	319801731040	100nF 16V 0603
2M21	319801731040	100nF 16V 0603
2N03	319803024790	47uF 20% 6.3V
2N04	319801731040	100nF 16V 0603
2N05	319801731040	100nF 16V 0603
2N06	319803024790	47uF 20% 6.3V
2N07	319801731030	10nF 20% 50V 0603
2N08	319801731030	10nF 20% 50V 0603
2N09	202055200291	10uF 20% 6.3V 0603
2N10	202055200291	10uF 20% 6.3V 0603
2N11	319803024790	47uF 20% 6.3V
2N12	319801731040	100nF 16V 0603
2N13	319801631890	18pF 1% 50V 0603
2N14	319801631890	18pF 1% 50V 0603
2N15	319801631020	1nF 25V 0603
2N16	319801731040	100nF 16V 0603
2N17	319802341040	100nF 10% 100V 0603
2N18	319801731020	1nF 50V 0603
2N20	319802341040	100nF 10% 100V 0603
2N25	319801631020	1nF 25V 0603
2N26	319801731020	1nF 50V 0603
2N27	319802341040	100nF 10% 100V 0603
2N28	319801731020	1nF 50V 0603
2N29	319801731020	1nF 50V 0603
2N30	319802341040	100nF 10% 100V 0603
2N31	319801731020	1nF 50V 0603
2N32	319801731020	1nF 50V 0603
2N33	319802341040	100nF 10% 100V 0603

Item	Philips 12NC	Description
2N34	319801731020	1nF 50V 0603
2N35	319802341040	100nF 10% 100V 0603
2N36	319801731040	100nF 16V 0603
2N37	319802341040	100nF 10% 100V 0603
2N38	319801731020	1nF 50V 0603
2N39	319801731020	1nF 50V 0603
2N40	319802341040	100nF 10% 100V 0603
2N41	319801731020	1nF 50V 0603
2N42	319801731020	1nF 50V 0603
2N43	319801731020	1nF 50V 0603
2N44	319801731040	100nF 16V 0603
2N45	319801731020	1nF 50V 0603
2N46	319801731020	1nF 50V 0603
2N47	319801731040	100nF 16V 0603
2N48	319801731020	1nF 50V 0603
2N49	319801631020	1nF 25V 0603
2N50	319802341040	100nF 10% 100V 0603
2N51	319801731020	1nF 50V 0603
2N52	319801731020	1nF 50V 0603
2N53	319801731040	100nF 16V 0603
2N54	319801631020	1nF 25V 0603
2N55	319801731020	1nF 50V 0603
2N56	319802341040	100nF 10% 100V 0603
2N58	319801731020	1nF 50V 0603
2N59	319801731020	1nF 50V 0603
2N60	319801731020	1nF 50V 0603
2N61	319801731020	1nF 50V 0603
2N62	319801731020	1nF 50V 0603
2N63	319801731020	1nF 50V 0603
2N64	319802341040	100nF 10% 100V 0603
2N66	319801731020	1nF 50V 0603
2N67	319801731040	100nF 16V 0603
2P07	319801731040	100nF 16V 0603
2P28	202055200211	22uF 10% 16V 1210
2P29	202055200211	22uF 10% 16V 1210
2P30	202055200211	22uF 10% 16V 1210
2P31	202055200169	1uF 25V Y5V 0603
2P32	319801733320	3.3nF 50V 0603
2P33	319801733320	3.3nF 50V 0603
2P34	202055200211	22uF 10% 16V 1210
2P35	319801731020	1nF 50V 0603
2P36	319801731040	100nF 16V 0603
2P37	319801733320	3.3nF 50V 0603
2P38	319801731020	1nF 50V 0603
2P39	319801731040	100nF 16V 0603
2P40	319801731040	100nF 16V 0603
2P41	319801731040	100nF 16V 0603
2P42	319801731040	100nF 16V 0603
2P43	319801733320	3.3nF 50V 0603
2P46	319803011010	100uF 20% 4V
2P48	319801631010	100pF 10% 50V 0603
2P49	319801631010	100pF 10% 50V 0603
2P52	319801731020	1nF 50V 0603
2P53	319801731020	1nF 50V 0603
2P54	319801731040	100nF 16V 0603
2P55	319803011010	100uF 20% 4V
2P56	319803011010	100uF 20% 4V
2P59	319803011010	100uF 20% 4V
2P61	202055200211	22uF 10% 16V 1210
2P68	319803011010	100uF 20% 4V
2P72	319803011010	100uF 20% 4V
2P73	319801732230	22nF 20% 25V 0603
2P78	202055200169	1uF 25V Y5V 0603
2R10	202055296448	1uF 10% 16V 0805
2R11	319803044790	47pF 20% 16V SMD
2R12	319801731040	100nF 16V 0603
3A01	212010894133	10 Ohm 5% 1206
3A02	212010894133	10 Ohm 5% 1206
3A03	319802131030	10k Ohm 5% 0.062W 0603
3A04	319802131230	12k Ohm 5% 0.062W 0603
3A05	232276260229	22 Ohm 5% 2512
3A06	319802131030	10k Ohm 5% 0.062W 0603
3A07	319802131030	10k Ohm 5% 0.062W 0603
3A08	319802131230	12k Ohm 5% 0.062W 0603

Item	Philips 12NC	Description
3A09	319802131090	TDA8932T/N1 IC
3A11	319802131030	10k Ohm 5% 0.062W 0603
3A12	319802131050	1M Ohm 5% 0603
3A13	319802133930	39k Ohm 5% 0.062W 0605
3A14	232276260229	22 Ohm 5% 2512
3A15	319802131050	1M Ohm 5% 0603
3A17	319802131090	TDA8932T/N1 IC
3A19	319802131030	10k Ohm 5% 0.062W 0603
3A26	319802134720	4.7k Ohm 5% 0603
3A27	319802132240	220k Ohm 5% 0603
3A28	319802132240	220k Ohm 5% 0603
3A29	319802134730	47k Ohm 5% 0603
3A30	319802134730	47k Ohm 5% 0603
3A31	319802131030	10k Ohm 5% 0.062W 0603
3B12	232270461502	1k5 1% 0603
3B17	319802136820	6.8k Ohm 5% 0603
3B18	319802136820	6.8k Ohm 5% 0603
3B19	319802136820	6.8k Ohm 5% 0603
3B65	319802134720	4.7k Ohm 5% 0603
3B66	232270461002	1k Ohm 1% 0603
3B68	319802131010	100 Ohm 5% 0.062W 0603
3C01	319802131050	1M Ohm 5% 0603
3C02	319802133390	33 Ohm 5% 0.062W 0603
3C03	319803111010	4*100 Ohm 5% 1206
3C04	319803111010	4*100 Ohm 5% 1206
3C05	319803111010	4*100 Ohm 5% 1206
3C06	319803111010	4*100 Ohm 5% 1206
3C08	319802131010	100 Ohm 5% 0.062W 0603
3C09	319802131010	100 Ohm 5% 0.062W 0603
3C10	319802132290	22 Ohm 5% 0603
3C19	232270464701	470 Ohm 1% 0603
3C20	319802131020	1k Ohm 5% 0.062W 0603
3C22	319802134720	4.7k Ohm 5% 0603
3C23	319802132210	220 Ohm 5% 0603
3C24	319802131010	100 Ohm 5% 0.062W 0603
3C25	319802131030	10k Ohm 5% 0.062W 0603
3C40	319802134720	4.7k Ohm 5% 0603
3C41	319802134720	4.7k Ohm 5% 0603
3C42	319802134720	4.7k Ohm 5% 0603
3D01	319803112290	4*22 Ohm 5% 1206
3D02	319803112290	4*22 Ohm 5% 1206
3D05	319803112290	4*22 Ohm 5% 1206
3D06	319803112290	4*22 Ohm 5% 1206
3D09	319802131590	15 Ohm 5% 0.062W 0603
3D10	232270465109	51 Ohm 1% 0603
3D11	319802131590	15 Ohm 5% 0.062W 0603
3D14	232270465109	51 Ohm 1% 0603
3D15	319802131020	1k Ohm 5% 0.062W 0603
3D16	319802131020	1k Ohm 5% 0.062W 0603
3D38	319802131590	15 Ohm 5% 0.062W 0603
3D40	319802131590	15 Ohm 5% 0.062W 0603
3D43	319803112290	4*22 Ohm 5% 1206
3D44	319803112290	4*22 Ohm 5% 1206
3D47	319803112290	4*22 Ohm 5% 1206
3D48	319803112290	4*22 Ohm 5% 1206
3E02	319802132290	22 Ohm 5% 0603
3E04	319802132290	22 Ohm 5% 0603
3E06	319802134720	4.7k Ohm 5% 0603
3E07	319802190030	Jumper 0603
3F10	319802134710	470 Ohm 5% 0603
3F11	319802136840	680k Ohm 5% 0.062W 0603
3F12	319802133310	330 Ohm 5% 0.062W 0603
3F13	319802132240	220k Ohm 5% 0603
3F14	319802133310	330 Ohm 5% 0.062W 0603
3F15	319802136840	680k Ohm 5% 0.062W 0603
3F16	319802133910	390 Ohm 5% 0.062W 0603
3F17	319802132240	220k Ohm 5% 0603
3F18	319802131030	10k Ohm 5% 0.062W 0603
3F19	319802134720	4.7k Ohm 5% 0603
3F20	319802134720	4.7k Ohm 5% 0603
3F21	319802133390	33 Ohm 5% 0.062W 0603
3F23	319802134720	4.7k Ohm 5% 0603
3F24	319802131040	100k Ohm 5% 0.062W 0603
3F25	319802131040	100k Ohm 5% 0.062W 0603

Item	Philips 12NC	Description
3F26	319802131020	1k Ohm 5% 0.062W 0603
3F28	319802131040	100k Ohm 5% 0.062W 0603
3F29	319802131040	100k Ohm 5% 0.062W 0603
3F30	319802133390	33 Ohm 5% 0.062W 0603
3F31	319803113390	4*33 Ohm 5% 1206
3F32	319803113390	4*33 Ohm 5% 1206
3F33	319802131030	10k Ohm 5% 0.062W 0603
3F34	319803113390	4*33 Ohm 5% 1206
3F40	319802131010	100 Ohm 5% 0.062W 0603
3F41	319802132720	2.7k Ohm 5% 0603
3F42	319802132720	2.7k Ohm 5% 0603
3F44	319802131010	100 Ohm 5% 0.062W 0603
3F46	319802131010	100 Ohm 5% 0.062W 0603
3F48	319802131010	100 Ohm 5% 0.062W 0603
3G11	319802131030	10k Ohm 5% 0.062W 0603
3G12	319802131030	10k Ohm 5% 0.062W 0603
3G16	319802131030	10k Ohm 5% 0.062W 0603
3G17	319802131030	10k Ohm 5% 0.062W 0603
3G19	319802131030	10k Ohm 5% 0.062W 0603
3G20	319802131030	10k Ohm 5% 0.062W 0603
3G28	319802131030	10k Ohm 5% 0.062W 0603
3G30	319802131030	10k Ohm 5% 0.062W 0603
3G31	319802131030	10k Ohm 5% 0.062W 0603
3G33	319802132290	22 Ohm 5% 0603
3G34	319802132290	22 Ohm 5% 0603
3G35	319802132290	22 Ohm 5% 0603
3G37	319802131030	10k Ohm 5% 0.062W 0603
3G38	319802131030	10k Ohm 5% 0.062W 0603
3G40	232270461202	1.2k Ohm 1%
3G41	319802131030	10k Ohm 5% 0.062W 0603
3G43	319802131010	100 Ohm 5% 0.062W 0603
3G44	319802131010	100 Ohm 5% 0.062W 0603
3G46	319802131010	100 Ohm 5% 0.062W 0603
3G47	319802131010	100 Ohm 5% 0.062W 0603
3G48	319802133390	33 Ohm 5% 0.062W 0603
3G54	319802131030	10k Ohm 5% 0.062W 0603
3G56	319803113390	4*33 Ohm 5% 1206
3G57	319803113390	4*33 Ohm 5% 1206
3G58	319803113390	4*33 Ohm 5% 1206
3G59	319803113390	4*33 Ohm 5% 1206
3G60	319802133390	33 Ohm 5% 0.062W 0603
3G61	319802133390	33 Ohm 5% 0.062W 0603
3G62	319802133390	33 Ohm 5% 0.062W 0603
3G63	319802131030	10k Ohm 5% 0.062W 0603
3H00	319802133320	3.3k Ohm 5% 0.062W 0603
3H05	319802131030	10k Ohm 5% 0.062W 0603
3H09	319802131010	100 Ohm 5% 0.062W 0603
3H10	319802131010	100 Ohm 5% 0.062W 0603
3H11	319802131030	10k Ohm 5% 0.062W 0603
3H12	319802133320	3.3k Ohm 5% 0.062W 0603
3H13	319802133320	3.3k Ohm 5% 0.062W 0603
3H14	212010894132	1 Ohm 1206
3J01	319802132230	22k Ohm 5% 0603
3J02	319802131230	12k Ohm 5% 0.062W 0603
3J03	319802131010	100 Ohm 5% 0.062W 0603
3J59	319802131810	180 Ohm 5% 0.062W 0603
3J60	319802134790	47 Ohm 5% 0603
3J61	319802131810	180 Ohm 5% 0.062W 0603
3J62	319802134790	47 Ohm 5% 0603
3J63	319802131810	180 Ohm 5% 0.062W 0603
3J64	319802134790	47 Ohm 5% 0603
3J65	319802131810	180 Ohm 5% 0.062W 0603
3J66	319802134790	47 Ohm 5% 0603
3K00	319802131010	100 Ohm 5% 0.062W 0603
3K01	319802131010	100 Ohm 5% 0.062W 0603
3K02	319803113390	4*33 Ohm 5% 1206
3K03	319803113390	4*33 Ohm 5% 1206
3K04	319802131030	10k Ohm 5% 0.062W 0603
3K05	319803113390	4*33 Ohm 5% 1206
3K06	319802131030	10k Ohm 5% 0.062W 0603
3K07	319802131030	10k Ohm 5% 0.062W 0603
3K08	319802131030	10k Ohm 5% 0.062W 0603
3K09	319802131030	10k Ohm 5% 0.062W 0603
3K10	319802131030	10k Ohm 5% 0.062W 0603

Item	Philips 12NC	Description
3K11	319802131030	10k Ohm 5% 0.062W 0603
3K12	319802131030	10k Ohm 5% 0.062W 0603
3K13	232270462002	2k Ohm 1% 0603
3K15	319802131030	10k Ohm 5% 0.062W 0603
3K16	319802131030	10k Ohm 5% 0.062W 0603
3K17	319802131030	10k Ohm 5% 0.062W 0603
3K18	319802131030	10k Ohm 5% 0.062W 0603
3K19	319802131030	10k Ohm 5% 0.062W 0603
3K20	319802131030	10k Ohm 5% 0.062W 0603
3K21	319802131030	10k Ohm 5% 0.062W 0603
3K22	319802131030	10k Ohm 5% 0.062W 0603
3K23	319803113390	4*33 Ohm 5% 1206
3K24	319803113390	4*33 Ohm 5% 1206
3K25	319802133390	33 Ohm 5% 0.062W 0603
3K26	319802133390	33 Ohm 5% 0.062W 0603
3K27	319802134790	47 Ohm 5% 0603
3K28	319802134790	47 Ohm 5% 0603
3K29	319802134790	47 Ohm 5% 0603
3K30	319802134790	47 Ohm 5% 0603
3K31	319802134790	47 Ohm 5% 0603
3K32	319802134790	47 Ohm 5% 0603
3K33	319802134790	47 Ohm 5% 0603
3K34	319803114790	4*47 Ohm 5% 1206
3K38	319802134790	47 Ohm 5% 0603
3K39	319802134790	47 Ohm 5% 0603
3K40	319802134790	47 Ohm 5% 0603
3K41	319802134790	47 Ohm 5% 0603
3K42	319802134790	47 Ohm 5% 0603
3K43	319802134790	47 Ohm 5% 0603
3K44	319802134790	47 Ohm 5% 0603
3K45	319802134790	47 Ohm 5% 0603
3K46	319802134790	47 Ohm 5% 0603
3K47	319802134790	47 Ohm 5% 0603
3K48	319802134790	47 Ohm 5% 0603
3K49	319802133390	33 Ohm 5% 0.062W 0603
3K50	319802133390	33 Ohm 5% 0.062W 0603
3K51	319802134720	4.7k Ohm 5% 0603
3K52	319802134720	4.7k Ohm 5% 0603
3L01	319802134720	4.7k Ohm 5% 0603
3L02	319802131010	100 Ohm 5% 0.062W 0603
3L03	319802131030	10k Ohm 5% 0.062W 0603
3L04	319802131520	1.5k Ohm 5% 0.062W 0603
3L05	319802131010	100 Ohm 5% 0.062W 0603
3L10	212010894132	1 Ohm 1206
3L11	319802131010	100 Ohm 5% 0.062W 0603
3L15	319802133310	330 Ohm 5% 0.062W 0603
3L16	319802131020	1k Ohm 5% 0.062W 0603
3L17	319802131010	100 Ohm 5% 0.062W 0603
3L22	319802190030	Jumper 0603
3L23	319802190030	Jumper 0603
3L28	319802134720	4.7k Ohm 5% 0603
3L53	319802131010	100 Ohm 5% 0.062W 0603
3L54	319802131010	100 Ohm 5% 0.062W 0603
3L55	319802131030	10k Ohm 5% 0.062W 0603
3L56	319802131010	100 Ohm 5% 0.062W 0603
3L57	319802131010	100 Ohm 5% 0.062W 0603
3L58	319802131010	100 Ohm 5% 0.062W 0603
3L59	319802131010	100 Ohm 5% 0.062W 0603
3L60	319802131010	100 Ohm 5% 0.062W 0603
3L61	319802131010	100 Ohm 5% 0.062W 0603
3L62	319802131010	100 Ohm 5% 0.062W 0603
3L63	319802131010	100 Ohm 5% 0.062W 0603
3L67	319802131010	100 Ohm 5% 0.062W 0603
3L71	319802132290	22 Ohm 5% 0603
3L72	319802134730	47k Ohm 5% 0603
3L73	319802134730	47k Ohm 5% 0603
3L75	319802132220	2.2k Ohm 5% 0603
3L76	319802132220	2.2k Ohm 5% 0603
3L79	319802131030	10k Ohm 5% 0.062W 0603
3L86	319802132230	22k Ohm 5% 0603
3L94	319802134720	4.7k Ohm 5% 0603
3L95	319802134720	4.7k Ohm 5% 0603
3L96	319802131040	100k Ohm 5% 0.062W 0603
3M07	319802131010	100 Ohm 5% 0.062W 0603

Item	Philips 12NC	Description
3M08	319802132220	2.2k Ohm 5% 0603
3M09	319802134720	4.7k Ohm 5% 0603
3M10	319802134710	470 Ohm 5% 0603
3M13	319802131010	100 Ohm 5% 0.062W 0603
3M14	319802131010	100 Ohm 5% 0.062W 0603
3M15	319802131010	100 Ohm 5% 0.062W 0603
3M20	319802131010	100 Ohm 5% 0.062W 0603
3M21	319802131010	100 Ohm 5% 0.062W 0603
3M31	319802132220	2.2k Ohm 5% 0603
3M32	319802138230	82k Ohm 5% 0.062W 0603
3M34	319802134720	4.7k Ohm 5% 0603
3M37	319802134730	47k Ohm 5% 0603
3M38	319802134730	47k Ohm 5% 0603
3M39	319802134730	47k Ohm 5% 0603
3M40	319802134730	47k Ohm 5% 0603
3N01	319802133390	33 Ohm 5% 0.062W 0603
3N02	319803113390	4*33 Ohm 5% 1206
3N03	319802133390	33 Ohm 5% 0.062W 0603
3N04	319803113390	4*33 Ohm 5% 1206
3N05	319802133390	33 Ohm 5% 0.062W 0603
3N06	319803113390	4*33 Ohm 5% 1206
3N07	319802133390	33 Ohm 5% 0.062W 0603
3N08	319803113390	4*33 Ohm 5% 1206
3N09	319802133390	33 Ohm 5% 0.062W 0603
3N10	319802133390	33 Ohm 5% 0.062W 0603
3N11	319803113390	4*33 Ohm 5% 1206
3N12	319803113390	4*33 Ohm 5% 1206
3N13	319802133390	33 Ohm 5% 0.062W 0603
3N14	319802133390	33 Ohm 5% 0.062W 0603
3N15	319802133390	33 Ohm 5% 0.062W 0603
3N16	319802133390	33 Ohm 5% 0.062W 0603
3N18	319803113390	4*33 Ohm 5% 1206
3N22	319802133390	33 Ohm 5% 0.062W 0603
3N23	212010894132	1 Ohm 1206
3N24	319802131050	1M Ohm 5% 0603
3N25	319802132210	220 Ohm 5% 0603
3N26	319802132210	220 Ohm 5% 0603
3N27	212010894132	1 Ohm 1206
3N33	319802134720	4.7k Ohm 5% 0603
3N34	319802134720	4.7k Ohm 5% 0603
3N35	319802134720	4.7k Ohm 5% 0603
3N36	319802134720	4.7k Ohm 5% 0603
3N37	319802134720	4.7k Ohm 5% 0603
3N38	319802134720	4.7k Ohm 5% 0603
3N39	319802131010	100 Ohm 5% 0.062W 0603
3N40	319802131010	100 Ohm 5% 0.062W 0603
3P13	319802131090	TDA8932T/N1 IC
3P20	212010894133	10 Ohm 5% 1206
3P23	319802131090	TDA8932T/N1 IC
3P25	319802131090	TDA8932T/N1 IC
3P26	319802132280	2R2 5% 0603
3P32	319802132280	2R2 5% 0603
3P34	319802133320	3.3k Ohm 5% 0.062W 0603
3P37	319802136820	6.8k Ohm 5% 0603
3P38	319802131020	1k Ohm 5% 0.062W 0603
3P40	319802133930	39k Ohm 5% 0.062W 0605
3P41	319802136820	6.8k Ohm 5% 0603
3P45	319802136820	6.8k Ohm 5% 0603
3P47	319802136890	68 Ohm 5% 0.062W 0603
3P48	319802136890	68 Ohm 5% 0.062W 0603
3P49	319802132210	220 Ohm 5% 0603
3P50	319802131020	1k Ohm 5% 0.062W 0603
3P51	232270461801	180 Ohm 1% 0603
3P53	232270466801	680 Ohm 1% 0603
3P54	319802131030	10k Ohm 5% 0.062W 0603
3P56	232270464701	470 Ohm 1% 0603
3P59	232270464701	470 Ohm 1% 0603
3P61	319802131090	TDA8932T/N1 IC
3P64	232270466801	680 Ohm 1% 0603
3P68	319802136820	6.8k Ohm 5% 0603
3P69	319802136820	6.8k Ohm 5% 0603
3P70	319802133320	3.3k Ohm 5% 0.062W 0603
3P71	319802136820	6.8k Ohm 5% 0603
3P72	319802136820	6.8k Ohm 5% 0603

Item	Philips 12NC	Description
3P74	319802136820	6.8k Ohm 5% 0603
3P77	232270461002	1k Ohm 1% 0603
3P78	319802131020	1k Ohm 5% 0.062W 0603
3R10	319802134730	47k Ohm 5% 0603
3R12	319802134790	47 Ohm 5% 0603
3R13	319802134730	47k Ohm 5% 0603
3R25	319802131010	100 Ohm 5% 0.062W 0603
3R26	319802131010	100 Ohm 5% 0.062W 0603
4B04	319802190030	Jumper 0603
4B05	319802190030	Jumper 0603
4B06	319802190030	Jumper 0603
4B07	319802190030	Jumper 0603
4C07	319802190030	Jumper 0603
4F12	319802190030	Jumper 0603
4G01	319802190030	Jumper 0603
4G02	319802190030	Jumper 0603
4G03	319802190030	Jumper 0603
4G04	319802190030	Jumper 0603
4G09	319802190030	Jumper 0603
4G31	319802190030	Jumper 0603
4H00	319802190030	Jumper 0603
4H02	319802190030	Jumper 0603
4H04	319802190030	Jumper 0603
4H05	319802190030	Jumper 0603
4H12	319802190030	Jumper 0603
4J14	319802190030	Jumper 0603
4J15	319802190030	Jumper 0603
4L20	319802190030	Jumper 0603
4L24	319802190030	Jumper 0603
4L25	319802190030	Jumper 0603
4L26	319802190030	Jumper 0603
4M01	319802190030	Jumper 0603
4M04	319802190030	Jumper 0603
4M05	319802190030	Jumper 0603
4M07	319802190030	Jumper 0603
4M08	319802190030	Jumper 0603
4M09	319802190030	Jumper 0603
4M11	319802190030	Jumper 0603
4N02	319802190030	Jumper 0603
4N03	319802190030	Jumper 0603
4N04	319802190030	Jumper 0603
4N05	319802190030	Jumper 0603
4N06	319802190030	Jumper 0603
4N07	319802190030	Jumper 0603
4N08	319802190030	Jumper 0603
4P01	319802190030	Jumper 0603
4P02	319802190030	Jumper 0603
4R02	319802190030	Jumper 0603
4R03	319802190030	Jumper 0603
4R04	319802190030	Jumper 0603
4R05	319802190030	Jumper 0603
4R06	319802190030	Jumper 0603
4R07	319802190030	Jumper 0603
4R08	319802190030	Jumper 0603
5A03	242253601564	22uF 20%
5A04	242253601564	22uF 20%
5A05	242254942958	Bead 0805 30R at 100MHz
5A06	242254942958	Bead 0805 30R at 100MHz
5A07	242254901582	Bead 0603 33R at 100MHz
5A08	242253594134	105H 20% 0805
5A09	242253594134	105H 20% 0805
5B01	242253594134	105H 20% 0805
5B05	242253601564	22uF 20%
5B08	242253600779	105uH 20%
5C06	242254901582	Bead 0603 33R at 100MHz
5C07	242254901582	Bead 0603 33R at 100MHz
5C08	242254901582	Bead 0603 33R at 100MHz
5D03	242254901582	Bead 0603 33R at 100MHz
5E03	242254901582	Bead 0603 33R at 100MHz
5E04	242254901582	Bead 0603 33R at 100MHz
5E05	242254901582	Bead 0603 33R at 100MHz
5E06	242254901582	Bead 0603 33R at 100MHz
5E07	242254901582	Bead 0603 33R at 100MHz
5E08	242254901582	Bead 0603 33R at 100MHz

Item	Philips 12NC	Description
5E09	242254901582	Bead 0603 33R at 100MHz
5E10	242254901582	Bead 0603 33R at 100MHz
5E11	242254901582	Bead 0603 33R at 100MHz
5E12	242254901582	Bead 0603 33R at 100MHz
5E13	242254901582	Bead 0603 33R at 100MHz
5E14	242254901582	Bead 0603 33R at 100MHz
5E16	242254901582	Bead 0603 33R at 100MHz
5E17	242254901582	Bead 0603 33R at 100MHz
5F10	242254942979	Ind. 100MHz 60Ohm 0603
5F11	242254942979	Ind. 100MHz 60Ohm 0603
5G04	242254942979	Ind. 100MHz 60Ohm 0603
5G05	242254901582	Bead 0603 33R at 100MHz
5G06	242254901582	Bead 0603 33R at 100MHz
5G07	242254901582	Bead 0603 33R at 100MHz
5H01	242254942979	Ind. 100MHz 60Ohm 0603
5H02	242254942979	Ind. 100MHz 60Ohm 0603
5H03	242254942979	Ind. 100MHz 60Ohm 0603
5J01	242254942979	Ind. 100MHz 60Ohm 0603
5J52	319801853380	3.35H 10% 0603
5J53	319801853380	3.35H 10% 0603
5J54	319801853380	3.35H 10% 0603
5J55	319801853380	3.35H 10% 0603
5K01	242254942979	Ind. 100MHz 60Ohm 0603
5K02	242254942979	Ind. 100MHz 60Ohm 0603
5K03	242254942979	Ind. 100MHz 60Ohm 0603
5K04	242254942979	Ind. 100MHz 60Ohm 0603
5K05	242254942979	Ind. 100MHz 60Ohm 0603
5M01	242254901582	Bead 0603 33R at 100MHz
5M02	242254901582	Bead 0603 33R at 100MHz
5M03	242254901582	Bead 0603 33R at 100MHz
5N01	242254942896	Ind. 120 Ohm 100MHz
5N02	242254942896	Ind. 120 Ohm 100MHz
5N03	242254942896	Ind. 120 Ohm 100MHz
5N04	242254942896	Ind. 120 Ohm 100MHz
5N05	242254942896	Ind. 120 Ohm 100MHz
5N06	242254942896	Ind. 120 Ohm 100MHz
5N07	242254942896	Ind. 120 Ohm 100MHz
5N08	242254942896	Ind. 120 Ohm 100MHz
5N09	242254942896	Ind. 120 Ohm 100MHz
5P01	242253600671	10uH 20%
5P02	242253594134	105H 20% 0805
5P09	242253600671	10uH 20%
5R02	242254901582	Bead 0603 33R at 100MHz
5R03	242254901582	Bead 0603 33R at 100MHz
6B30	319801010720	SS24
6J03	319801010630	BAS316
6J14	934058419115	PESD3V3L1BA
6J15	934058419115	PESD3V3L1BA
6M08	319801010660	BAT54
6P05	319802056880	BZX384-C6V8
6P12	319802056880	BZX384-C6V8
6P13	319801010630	BAS316
6P14	319801010630	BAS316
6P15	319802051890	BZX384-C18
6R02	319802055680	BZX384-C5V6
7A01	935279642118	TDA8932T/N1
7A05	319801042320	BC857BW
7A06	319801042310	BC847BW
7A07	319801042310	BC847BW
7B01	932220234668	L5973D
7B02	932211988668	LD1117DT33C
7B12	932221214668	SI4423DY
7C01	932224957671	SVP WX68-7568-LF
7C02	319801042310	BC847BW
7C04	319801042310	BC847BW
7D01	932225195671	K4D261638K-LC40
7D02	932225195671	K4D261638K-LC40
7F01	935273245518	TDA10046AHT/C1
7F02	935263016165	74AHC1GU04GW
7F03	935263016165	74AHC1GU04GW
7F04	319801070580	LM393D
7G00	935277355557	PNX8314HS/C102
7H00		For SW see item 0851
7H02	932224127668	K4S281632I-UC60

Item	Philips 12NC	Description
7H03		For SW see item 0852
7J04	932221400668	SI2301BDS-E3
7J05	319801044110	PDTC114ET
7K00	932222791671	STV0700L
7K01	935219010118	74LVC573ADB
7K02	935219010118	74LVC573ADB
7K03	319801070650	74LVC245APW
7K04	272217100207	Xtal 27MHz 50P
7K05	932217513668	ST890CD
7L10	319801042310	BC847BW
7L23		For SW see item 0816
7M01	932216761668	LF18CD
7M04	319801042310	BC847BW
7M07	932225506671	SIi9185ACTU
7M09	319801042310	BC847BW
7N01	932225010671	SIi9125CTU
7N07	935266839118	UDA1334ATS/N2
7P05	319801044340	BC817-25W
7P06	932216070668	SI4936ADY-E3
7P07	932216070668	SI4936ADY-E3
7P08	932221350685	TS431AIL
7P09	934057587118	PHD38N02LT
7P11	932220746668	NCP5422AD
7R05	932220471668	SI4835BDY
7R07	319801044110	PDTC114ET

Table 10-11 SSB: 32 and 42PFL7962D/05 (3139 268 52881)

Item	Philips 12NC	Description
0233	313918758541	Top shield assy
0237	313918758531	Bottom shield assy
0476	310430312201	EMC foam 2.3x2.3x32.5
0484	310430310871	EMC foam tuner
1101	311229714001	Tuner TD1316AF/IHP-2
1102	932204272682	SAW 38MHz9 K3953M
1103	242254944341	SAW 38MHz9 K9656M
1104	242254301386	Xtal 4MHz00 20pF SMD-49
1201	242202518124	Conn. 5p m 2.00 Wh
1203	242202518125	Conn. 6p m 2.00 Wh
1204	272217108785	Xtal 27MHz 30pF DSO751
1301	242254301526	Crystal 12pF 10MHz
1304	242202518131	Conn. 11p m 2.00 Wh
1305	242202518129	Conn. 10p m 2.00 Wh
1314	242202605905	Sock. Phone 1p f 3.5
1411	242254301461	Xtal 18.432MHz 12pF
1504	242202520251	Sock. SCART 21p f Bk
1506	242202520251	Sock. SCART 21p f Bk
1601	242203300675	Sock. 2p f CINCH/MDIN
1615	242202605985	Sock. CINCH 4p f 2L2
2112	202055200211	22uF 10% 16V 1210
2113	319801731030	10nF 20% 50V 0603
2117	319801731030	10nF 20% 50V 0603
2118	319801731030	10nF 20% 50V 0603
2120	202055200211	22uF 10% 16V 1210
2121	319801631590	15pF 10% 50V 0603
2122	319801631590	15pF 10% 50V 0603
2123	319801731520	1.5nF 20% 50V 0603
2125	319801744740	470pF 5% 10V 0603
2126	319801742240	220nF 16V Y5V 0603
2127	319801632290	22pF 10% 50V 0603
2128	319801731030	10nF 20% 50V 0603
2129	202055200211	22uF 10% 16V 1210
2130	319801731030	10nF 20% 50V 0603
2131	202055200211	22uF 10% 16V 1210
2132	202055200211	22uF 10% 16V 1210
2133	319801731030	10nF 20% 50V 0603
2136	319801744740	470pF 5% 10V 0603
2137	319801731030	10nF 20% 50V 0603
2138	319801731030	10nF 20% 50V 0603
2139	319801633910	390pF 50V NP0 0603
2143	319801731020	1nF 50V 0603
2145	319801731020	1nF 50V 0603
2146	319801741050	1uF 5% 10V 0603
2147	223878619856	330nF 20% 160V 0603
2148	319801731040	100nF 16V 0603
2149	319802752280	2.2uF 10V X5R 0603
2203	319801631020	1nF 25V 0603
2204	319801631020	1nF 25V 0603
2211	319801731030	10nF 20% 50V 0603
2214	202055296858	10uF 10% 6V3 X5R 0805
2310	319801731040	100nF 16V 0603
2311	202055200291	10uF 20% 6.3V 0603
2312	319801731040	100nF 16V 0603
2313	319801731040	100nF 16V 0603
2314	319801631590	15pF 10% 50V 0603
2315	319801731040	100nF 16V 0603
2316	319801631590	15pF 10% 50V 0603
2317	319801731040	100nF 16V 0603
2318	319801731040	100nF 16V 0603
2320	319801731040	100nF 16V 0603
2323	319801731040	100nF 16V 0603
2324	202055296807	1uF 5% 10V 0603
2327	319801731030	10nF 20% 50V 0603
2329	319801731020	1nF 50V 0603
2330	319801731020	1nF 50V 0603
2331	319801731020	1nF 50V 0603
2332	319801731020	1nF 50V 0603
2333	319801731020	1nF 50V 0603
2335	319801731020	1nF 50V 0603

Item	Philips 12NC	Description
2336	319801731020	1nF 50V 0603
2337	319801731020	1nF 50V 0603
2338	319801732240	220nF 20% 10V 0603
2341	319802341040	100nF 10% 100V 0603
2408	319801734710	470pF 50V X7R 0603
2409	319801731520	1.5nF 20% 50V 0603
2410	202002100215	220uF 20% 25V
2411	202055200291	10uF 20% 6.3V 0603
2412	319801632210	220pF 10% 50V 0603
2413	319801632210	220pF 10% 50V 0603
2414	202055200291	10uF 20% 6.3V 0603
2415	319801633380	3.3pF 50V 0603
2416	319801633380	3.3pF 50V 0603
2417	319801733310	330pF 50V X7R 0603
2418	319801733310	330pF 50V X7R 0603
2419	319801731040	100nF 16V 0603
2420	319803041090	10pF 20% 16V
2421	319801633310	330pF 1% 50V 0603
2422	319801633310	330pF 1% 50V 0603
2423	319803041090	10pF 20% 16V
2424	202055200291	10uF 20% 6.3V 0603
2425	202055200291	10uF 20% 6.3V 0603
2426	202055200291	10uF 20% 6.3V 0603
2427	202055200291	10uF 20% 6.3V 0603
2428	319801631010	100pF 10% 50V 0603
2429	319801631010	100pF 10% 50V 0603
2430	319801631010	100pF 10% 50V 0603
2431	319801631010	100pF 10% 50V 0603
2432	319801635690	56pF 10% 50V 0603
2433	319801633310	330pF 1% 50V 0603
2434	319801633310	330pF 1% 50V 0603
2435	319801633310	330pF 1% 50V 0603
2436	202055200291	10uF 20% 6.3V 0603
2437	202055200291	10uF 20% 6.3V 0603
2438	319801731040	100nF 16V 0603
2439	202055200247	470nF 10% 25V 0603
2440	202055200247	470nF 10% 25V 0603
2441	319801731520	1.5nF 20% 50V 0603
2442	319801734710	470pF 50V X7R 0603
2443	319801731520	1.5nF 20% 50V 0603
2444	319801734710	470pF 50V X7R 0603
2445	319801731040	100nF 16V 0603
2502	319801733310	330pF 50V X7R 0603
2506	319801733310	330pF 50V X7R 0603
2508	319801733310	330pF 50V X7R 0603
2509	319801732240	220nF 20% 10V 0603
2512	319801731020	1nF 50V 0603
2514	319801733310	330pF 50V X7R 0603
2515	319801732240	220nF 20% 10V 0603
2517	319801731020	1nF 50V 0603
2518	319801732240	220nF 20% 10V 0603
2520	319801731020	1nF 50V 0603
2521	319801732240	220nF 20% 10V 0603
2523	319801731020	1nF 50V 0603
2525	319801732240	220nF 20% 10V 0603
2533	319801732240	220nF 20% 10V 0603
2534	319801732240	220nF 20% 10V 0603
2536	319801732240	220nF 20% 10V 0603
2607	319801732240	220nF 20% 10V 0603
2608	319801733320	3.3nF 50V 0603
2610	319801732240	220nF 20% 10V 0603
2612	319801733320	3.3nF 50V 0603
2613	319801731040	100nF 16V 0603
2614	319801731040	100nF 16V 0603
2615	319801731040	100nF 16V 0603
2701	202055296448	1uF 10% 16V 0805
2702	319801741030	10nF 50V Y5V 0603
2703	319801741030	10nF 50V Y5V 0603
2704	319801741030	10nF 50V Y5V 0603
2705	319801741030	10nF 50V Y5V 0603
2706	202055200141	4.75F 10% 6.3V 0805
2707	319801741030	10nF 50V Y5V 0603
2708	319801741030	10nF 50V Y5V 0603
2709	319801741030	10nF 50V Y5V 0603

Item	Philips 12NC	Description
2710	319801741030	10nF 50V Y5V 0603
2711	319801741030	10nF 50V Y5V 0603
2712	319801741030	10nF 50V Y5V 0603
2713	319801741030	10nF 50V Y5V 0603
2714	319801741030	10nF 50V Y5V 0603
2715	319801741030	10nF 50V Y5V 0603
2717	202055200141	4.75F 10% 6.3V 0805
2718	319801741030	10nF 50V Y5V 0603
2719	319801741030	10nF 50V Y5V 0603
2720	319801741030	10nF 50V Y5V 0603
2721	319801741030	10nF 50V Y5V 0603
2724	319803014790	475uF 20% 4V
2725	319801741030	10nF 50V Y5V 0603
2726	319801741030	10nF 50V Y5V 0603
2729	202055296448	1uF 10% 16V 0805
2730	319801741030	10nF 50V Y5V 0603
2901	319801633390	33pF 50V NP0 0603
2902	319801744740	470pF 5% 10V 0603
2904	319801744740	470pF 5% 10V 0603
2905	319801633390	33pF 50V NP0 0603
2907	319801744740	470pF 5% 10V 0603
2908	319801732240	220nF 20% 10V 0603
2913	319801732240	220nF 20% 10V 0603
2915	319803024790	47uF 20% 6.3V
2916	319803024790	47uF 20% 6.3V
3110	319802138220	8.2k Ohm 5% 0.062W 0603
3111	319802135620	5.6k Ohm 5% 0.062W 0603
3113	319802136820	6.8k Ohm 5% 0603
3115	319802133930	39k Ohm 5% 0.062W 0605
3117	319802132220	2.2k Ohm 5% 0603
3118	319802132220	2.2k Ohm 5% 0603
3119	319802132230	22k Ohm 5% 0603
3123	319802133310	330 Ohm 5% 0.062W 0603
3124	319802131010	100 Ohm 5% 0.062W 0603
3125	319802131510	150 Ohm 5% 0603
3126	319802131810	180 Ohm 5% 0.062W 0603
3127	319802135620	5.6k Ohm 5% 0.062W 0603
3133	212010894132	1 Ohm 1206
3134	212010894132	1 Ohm 1206
3135	319802131590	15 Ohm 5% 0.062W 0603
3136	232276260479	470hm 5% 2512
3137	232276260479	470hm 5% 2512
3140	319802131510	150 Ohm 5% 0603
3151	319802131010	100 Ohm 5% 0.062W 0603
3152	319802131010	100 Ohm 5% 0.062W 0603
3188	319802131830	18k Ohm 5% 0603
3193	319802132230	22k Ohm 5% 0603
3194	319802132230	22k Ohm 5% 0603
3195	319802131830	18k Ohm 5% 0603
3201	319802131010	100 Ohm 5% 0.062W 0603
3202	319802131010	100 Ohm 5% 0.062W 0603
3203	319802131520	1.5k Ohm 5% 0.062W 0603
3204	319802131520	1.5k Ohm 5% 0.062W 0603
3205	319802131010	100 Ohm 5% 0.062W 0603
3206	319802131010	100 Ohm 5% 0.062W 0603
3231	319802131020	1k Ohm 5% 0.062W 0603
3234	319802131010	100 Ohm 5% 0.062W 0603
3235	319802131010	100 Ohm 5% 0.062W 0603
3236	319802134790	47 Ohm 5% 0603
3240	319802131010	100 Ohm 5% 0.062W 0603
3246	319802131010	100 Ohm 5% 0.062W 0603
3300	319802131220	1.2k Ohm 5% 0.062W 0603
3303	319802131010	100 Ohm 5% 0.062W 0603
3306	319802131020	1k Ohm 5% 0.062W 0603
3310	319802131020	1k Ohm 5% 0.062W 0603
3313	319802133310	330 Ohm 5% 0.062W 0603
3314	319802131030	10k Ohm 5% 0.062W 0603
3315	319802131010	100 Ohm 5% 0.062W 0603
3316	319802131030	10k Ohm 5% 0.062W 0603
3317	319802133310	330 Ohm 5% 0.062W 0603
3318	319802131010	100 Ohm 5% 0.062W 0603
3319	319802131030	10k Ohm 5% 0.062W 0603
3320	319802131010	100 Ohm 5% 0.062W 0603
3322	319802131010	100 Ohm 5% 0.062W 0603

Item	Philips 12NC	Description
3323	319802131010	100 Ohm 5% 0.062W 0603
3324	319802131030	10k Ohm 5% 0.062W 0603
3325	319802131030	10k Ohm 5% 0.062W 0603
3329	319802131010	100 Ohm 5% 0.062W 0603
3336	319802131010	100 Ohm 5% 0.062W 0603
3338	319802131010	100 Ohm 5% 0.062W 0603
3339	319802131010	100 Ohm 5% 0.062W 0603
3340	319802131010	100 Ohm 5% 0.062W 0603
3341	319802131010	100 Ohm 5% 0.062W 0603
3343	319802131010	100 Ohm 5% 0.062W 0603
3345	319802131010	100 Ohm 5% 0.062W 0603
3346	319802131010	100 Ohm 5% 0.062W 0603
3347	319802131030	10k Ohm 5% 0.062W 0603
3348	319802134790	47 Ohm 5% 0603
3349	319802131030	10k Ohm 5% 0.062W 0603
3350	319802131030	10k Ohm 5% 0.062W 0603
3351	319802133320	3.3k Ohm 5% 0.062W 0603
3352	319802133320	3.3k Ohm 5% 0.062W 0603
3353	319802131030	10k Ohm 5% 0.062W 0603
3354	319802131010	100 Ohm 5% 0.062W 0603
3355	319802131010	100 Ohm 5% 0.062W 0603
3357	319802131010	100 Ohm 5% 0.062W 0603
3359	319802134720	4.7k Ohm 5% 0603
3360	319802134720	4.7k Ohm 5% 0603
3361	319802133320	3.3k Ohm 5% 0.062W 0603
3362	319802133320	3.3k Ohm 5% 0.062W 0603
3380	319802131010	100 Ohm 5% 0.062W 0603
3382	319802131010	100 Ohm 5% 0.062W 0603
3384	319802132290	22 Ohm 5% 0603
3386	319802131010	100 Ohm 5% 0.062W 0603
3387	319802131010	100 Ohm 5% 0.062W 0603
3388	319802131010	100 Ohm 5% 0.062W 0603
3389	319802134790	47 Ohm 5% 0603
3390	319802134790	47 Ohm 5% 0603
3391	319802134790	47 Ohm 5% 0603
3393	319802131530	15k Ohm 5% 0603
3395	319802131520	1.5k Ohm 5% 0.062W 0603
3396	319802131020	1k Ohm 5% 0.062W 0603
3397	319802134730	47k Ohm 5% 0603
3398	319802131040	100k Ohm 5% 0.062W 0603
3399	319802131030	10k Ohm 5% 0.062W 0603
3402	212010894132	1 Ohm 1206
3410	319802131010	100 Ohm 5% 0.062W 0603
3411	319802131010	100 Ohm 5% 0.062W 0603
3417	319802131010	100 Ohm 5% 0.062W 0603
3418	319802131010	100 Ohm 5% 0.062W 0603
3419	319802131010	100 Ohm 5% 0.062W 0603
3420	319802131010	100 Ohm 5% 0.062W 0603
3500	319802131510	150 Ohm 5% 0603
3502	319802131510	150 Ohm 5% 0603
3503	319802131510	150 Ohm 5% 0603
3506	319802131510	150 Ohm 5% 0603
3507	319802131510	150 Ohm 5% 0603
3508	319802133330	33k Ohm 5% 0.062W 0603
3510	319802131510	150 Ohm 5% 0603
3511	319802133330	33k Ohm 5% 0.062W 0603
3512	319802131510	150 Ohm 5% 0603
3513	319802133330	33k Ohm 5% 0.062W 0603
3514	319802131510	150 Ohm 5% 0603
3515	319802133330	33k Ohm 5% 0.062W 0603
3516	319802131010	100 Ohm 5% 0.062W 0603
3517	319802137590	75 Ohm 5% 0603
3518	319802132730	27k Ohm 5% 0603
3519	319802131590	15 Ohm 5% 0.062W 0603
3520	319802136820	6.8k Ohm 5% 0603
3521	319802131020	1k Ohm 5% 0.062W 0603
3522	319802136890	68 Ohm 5% 0.062W 0603
3523	319802131010	100 Ohm 5% 0.062W 0603
3524	319802131590	15 Ohm 5% 0.062W 0603
3525	319802131020	1k Ohm 5% 0.062W 0603
3526	319802137590	75 Ohm 5% 0603
3528	319802131010	100 Ohm 5% 0.062W 0603
3529	319802131010	100 Ohm 5% 0.062W 0603
3530	319802137590	75 Ohm 5% 0603

Item	Philips 12NC	Description
3531	319802137590	75 Ohm 5% 0603
3532	319802131020	1k Ohm 5% 0.062W 0603
3533	319802137590	75 Ohm 5% 0603
3535	319802136890	68 Ohm 5% 0.062W 0603
3536	319802131020	1k Ohm 5% 0.062W 0603
3537	319802131020	1k Ohm 5% 0.062W 0603
3538	319802134720	4.7k Ohm 5% 0603
3540	319802134720	4.7k Ohm 5% 0603
3545	319802131010	100 Ohm 5% 0.062W 0603
3546	319802137590	75 Ohm 5% 0603
3550	319802132730	27k Ohm 5% 0603
3551	319802136820	6.8k Ohm 5% 0603
3552	319802131010	100 Ohm 5% 0.062W 0603
3553	319802137590	75 Ohm 5% 0603
3554	319802136890	68 Ohm 5% 0.062W 0603
3555	319802136890	68 Ohm 5% 0.062W 0603
3600	319802131010	100 Ohm 5% 0.062W 0603
3601	319802137590	75 Ohm 5% 0603
3602	319802131010	100 Ohm 5% 0.062W 0603
3603	319802137590	75 Ohm 5% 0603
3604	319802137590	75 Ohm 5% 0603
3605	319802137590	75 Ohm 5% 0603
3607	319802131510	150 Ohm 5% 0603
3608	319802133330	33k Ohm 5% 0.062W 0603
3609	319802137590	75 Ohm 5% 0603
3611	319802131510	150 Ohm 5% 0603
3612	319802133330	33k Ohm 5% 0.062W 0603
3617	319802133390	33 Ohm 5% 0.062W 0603
3618	319802133390	33 Ohm 5% 0.062W 0603
3619	319802133390	33 Ohm 5% 0.062W 0603
3620	319802134720	4.7k Ohm 5% 0603
3700	319802131030	10k Ohm 5% 0.062W 0603
3701	319802131030	10k Ohm 5% 0.062W 0603
3702	319802131030	10k Ohm 5% 0.062W 0603
3703	319802131030	10k Ohm 5% 0.062W 0603
3713	319802131810	180 Ohm 5% 0.062W 0603
3714	319802131810	180 Ohm 5% 0.062W 0603
3720	319802132290	22 Ohm 5% 0603
3721	319802131810	180 Ohm 5% 0.062W 0603
3722	319802132290	22 Ohm 5% 0603
3723	319802132290	22 Ohm 5% 0603
3724	319802131810	180 Ohm 5% 0.062W 0603
3725	319802132290	22 Ohm 5% 0603
3726	319802132290	22 Ohm 5% 0603
3727	319802131810	180 Ohm 5% 0.062W 0603
3728	319802132290	22 Ohm 5% 0603
3729	319802132290	22 Ohm 5% 0603
3730	319802131810	180 Ohm 5% 0.062W 0603
3731	319802132290	22 Ohm 5% 0603
3732	319802132290	22 Ohm 5% 0603
3733	319802131810	180 Ohm 5% 0.062W 0603
3734	319802132290	22 Ohm 5% 0603
3735	319802132290	22 Ohm 5% 0603
3736	319802131810	180 Ohm 5% 0.062W 0603
3737	319802132290	22 Ohm 5% 0603
3738	319802132290	22 Ohm 5% 0603
3739	319802131810	180 Ohm 5% 0.062W 0603
3740	319802132290	22 Ohm 5% 0603
3741	319802132290	22 Ohm 5% 0603
3742	319802131810	180 Ohm 5% 0.062W 0603
3743	319802132290	22 Ohm 5% 0603
3744	319802132290	22 Ohm 5% 0603
3745	319802131810	180 Ohm 5% 0.062W 0603
3746	319802132290	22 Ohm 5% 0603
3747	319802132290	22 Ohm 5% 0603
3748	319802131810	180 Ohm 5% 0.062W 0603
3749	319802132290	22 Ohm 5% 0603
3750	319802132290	22 Ohm 5% 0603
3751	319802132290	22 Ohm 5% 0603
3752	319802132290	22 Ohm 5% 0603
3753	319802132290	22 Ohm 5% 0603
3901	319802134730	47k Ohm 5% 0603
3902	232270260124	120k Ohm 5% 0603
3904	319802133390	33 Ohm 5% 0.062W 0603

Item	Philips 12NC	Description
3905	319802134730	47k Ohm 5% 0603
3906	319802131040	100k Ohm 5% 0.062W 0603
3907	319802131040	100k Ohm 5% 0.062W 0603
3908	232270260124	120k Ohm 5% 0603
3910	319802133390	33 Ohm 5% 0.062W 0603
3911	319802131030	10k Ohm 5% 0.062W 0603
3912	319802131030	10k Ohm 5% 0.062W 0603
3913	319802131020	1k Ohm 5% 0.062W 0603
3914	319802131020	1k Ohm 5% 0.062W 0603
3915	319802131020	1k Ohm 5% 0.062W 0603
3916	319802131020	1k Ohm 5% 0.062W 0603
3917	319802131020	1k Ohm 5% 0.062W 0603
3918	319802131020	1k Ohm 5% 0.062W 0603
3942	319802131030	10k Ohm 5% 0.062W 0603
3943	319802132230	22k Ohm 5% 0603
4112	319802190030	Jumper 0603
4115	319802190030	Jumper 0603
4116	319802190030	Jumper 0603
4117	319802190030	Jumper 0603
4118	319802190030	Jumper 0603
4119	319802190030	Jumper 0603
4123	319802190030	Jumper 0603
4124	319802190030	Jumper 0603
4125	319802190030	Jumper 0603
4201	319802190030	Jumper 0603
4204	319802190030	Jumper 0603
4205	319802190030	Jumper 0603
4309	319802190030	Jumper 0603
4310	319802190030	Jumper 0603
4316	319802190030	Jumper 0603
4326	319802190030	Jumper 0603
4401	319802190030	Jumper 0603
4402	319802190030	Jumper 0603
4409	319802190030	Jumper 0603
4410	319802190030	Jumper 0603
4412	319802190030	Jumper 0603
4602	319802190030	Jumper 0603
4700	319802190030	Jumper 0603
4703	319802190030	Jumper 0603
4704	319802190030	Jumper 0603
4705	319802190030	Jumper 0603
4706	319802190030	Jumper 0603
4707	319802190030	Jumper 0603
4708	319802190030	Jumper 0603
4709	319802190030	Jumper 0603
4710	319802190030	Jumper 0603
4711	319802190030	Jumper 0603
4712	319802190030	Jumper 0603
4713	319802190030	Jumper 0603
4714	319802190030	Jumper 0603
4715	319802190030	Jumper 0603
4716	319802190030	Jumper 0603
4717	319802190030	Jumper 0603
4718	319802190030	Jumper 0603
4719	319802190030	Jumper 0603
4720	319802190030	Jumper 0603
4721	319802190030	Jumper 0603
4722	319802190030	Jumper 0603
4723	319802190030	Jumper 0603
4724	319802190030	Jumper 0603
4725	319802190030	Jumper 0603
4726	319802190030	Jumper 0603
5111	242253601057	0.39uH 5% 0603
5112	242254901582	Bead 0603 33R at 100MHz
5114	242253601521	Ind. 10uH 10% 1207
5115	242253601521	Ind. 10uH 10% 1207
5118	242254901582	Bead 0603 33R at 100MHz
5120	319801890030	120 Ohm 100MHz 0603
5121	319801890030	120 Ohm 100MHz 0603
5201	242254901582	Bead 0603 33R at 100MHz
5202	242254943769	Ind. 100MHz 30Ohm
5301	242254942979	Ind. 100MHz 60Ohm 0603
5302	242254942979	Ind. 100MHz 60Ohm 0603
5304	242254901582	Bead 0603 33R at 100MHz

Item	Philips 12NC	Description
5306	242254943276	Ind. 100MHz 30 Ohm 0603
5401	319801890030	120 Ohm 100MHz 0603
5402	319801890030	120 Ohm 100MHz 0603
5403	319801862290	22uH 5% 1008
5601	242254901582	Bead 0603 33R at 100MHz
5700	242254901582	Bead 0603 33R at 100MHz
5701	242254901582	Bead 0603 33R at 100MHz
5702	242254901582	Bead 0603 33R at 100MHz
5703	242254901582	Bead 0603 33R at 100MHz
5704	242254901582	Bead 0603 33R at 100MHz
5705	242254901582	Bead 0603 33R at 100MHz
6103	932210737685	1SS356
6110	319801010630	BAS316
6301	319801010630	BAS316
6306	934058419115	PESD3V3L1BA
6307	934058419115	PESD3V3L1BA
6318	319802058280	BZX384-C8V2
6512	932220595685	1N4148WS-V
6513	932220595685	1N4148WS-V
6919	319801010630	BAS316
7109	319801042030	BC847B
7111	933715320118	74HCT14053D (PHSE
7113	935272371118	TDA9886T/V4
7114	319801042030	BC847B
7133	932210447668	L78M05CDT
7134	319801042030	BC847B
7201	932221001668	EPSCS4SI8N
7302	935275998118	PCA9515ADP
7303	935275998118	PCA9515ADP
7308	319801042310	BC847BW
7310		For SW see item 0815
7311	932224553671	M30300SAGP
7312	932222946685	BD45275G
7314	319801042310	BC847BW
7317	319801042310	BC847BW
7322	319801044110	PDTC114ET
7323	932224685685	NL27WZ08USG
7410	932219811685	L78L08ACU
7411	932225185671	MSP4450K-VK-E8-001
7500	319801042030	BC847B
7502	319801042320	BC857BW
7503	319801042030	BC847B
7504	319801042320	BC857BW
7601	935277231125	74LVC1G3157GW
7603	319801044110	PDTC114ET
7700	932224397671	EP2C5F256C7N
7901	932218305668	TS482ID
7902	319801042320	BC857BW
7911	319801042310	BC847BW
7912	319801042310	BC847BW
7913	319801042310	BC847BW
7914	319801042310	BC847BW
7915	319801042310	BC847BW
7916	319801042310	BC847BW
7922	319801042310	BC847BW
1A01	242202518123	Conn. 4p m 2.00 Wh
1A02	242202518122	Conn. 3p m 2.00 Wh
1A03	242202518122	Conn. 3p m 2.00 Wh
1B12	242202518125	Conn. 6p m 2.00 Wh
1B13	242202518127	Conn. 8p m 2.00 Wh
1C24	242254301624	Xtal 24MHz 18pF NX5032
1J14	242202605905	Sock. Phone 1p f 3.5
1K00	242202520413	Sock. PCMCIA 68p f 1.27
1L20	242202518126	Conn. 7p m 2.00 Wh
1M02	242203300618	Sock. HDMI 19p f SM
1M03	242203300618	Sock. HDMI 19p f SM
1N01	242202520569	Conn. 21p f 0.5
1N02	242254301517	Xtal 28M322 18pF NX5032
1R01	242202520345	Conn. 41p f 1.00 FX15S
1R02	242254945325	Bead 67 Ohm at 100MHz
1R03	242254945325	Bead 67 Ohm at 100MHz
1R04	242254945325	Bead 67 Ohm at 100MHz
1R05	242254945325	Bead 67 Ohm at 100MHz
1R06	242254945325	Bead 67 Ohm at 100MHz

Item	Philips 12NC	Description
1R08	242254945325	Bead 67 Ohm at 100MHz
1R09	242254945325	Bead 67 Ohm at 100MHz
1R10	242254945325	Bead 67 Ohm at 100MHz
1R11	242254945325	Bead 67 Ohm at 100MHz
1R12	242254945325	Bead 67 Ohm at 100MHz
2A01	319801731040	100nF 16V 0603
2A02	319801731040	100nF 16V 0603
2A04	202002100215	220uF 20% 25V
2A08	202002100215	220uF 20% 25V
2A09	319801731040	100nF 16V 0603
2A10	319801731040	100nF 16V 0603
2A11	319802751080	1uF 10V X5R 0603
2A12	319801632210	220pF 10% 50V 0603
2A13	319801742240	220nF 16V Y5V 0603
2A14	202055200247	470nF 10% 25V 0603
2A15	319802751080	1uF 10V X5R 0603
2A16	319802751080	1uF 10V X5R 0603
2A17	319801631020	1nF 25V 0603
2A18	319801631020	1nF 25V 0603
2A19	319801632210	220pF 10% 50V 0603
2A20	319802751080	1uF 10V X5R 0603
2A21	319801631020	1nF 25V 0603
2A22	319801731040	100nF 16V 0603
2A23	319801631020	1nF 25V 0603
2A24	319801731040	100nF 16V 0603
2A25	319801731530	15nF 50V 0603
2A26	319801742240	220nF 16V Y5V 0603
2A27	319801731530	15nF 50V 0603
2A28	202055200247	470nF 10% 25V 0603
2A29	319801731040	100nF 16V 0603
2A30	319801731040	100nF 16V 0603
2A31	319801631020	1nF 25V 0603
2A32	319801631020	1nF 25V 0603
2A33	319801731040	100nF 16V 0603
2A34	319801731040	100nF 16V 0603
2A35	319801631020	1nF 25V 0603
2A36	319801631020	1nF 25V 0603
2A37	319801742240	220nF 16V Y5V 0603
2A38	319801742240	220nF 16V Y5V 0603
2A40	202055200247	470nF 10% 25V 0603
2A41	319802751080	1uF 10V X5R 0603
2A45	319801631020	1nF 25V 0603
2A46	319802444730	47nF Y5V 50V 0603
2A47	319802444730	47nF Y5V 50V 0603
2A51	319801731020	1nF 50V 0603
2A53	319801731020	1nF 50V 0603
2B06	319801731020	1nF 50V 0603
2B10	319803041010	1005F 20% 16V
2B12	202055200211	22uF 10% 16V 1210
2B18	319803041090	10pF 20% 16V
2B21	319801731040	100nF 16V 0603
2B22	319803074780	4.7uF 20% 35V
2B24	319803044790	47pF 20% 16V SMD
2B25	319801732210	220pF 20% 50V 0603
2B26	319801732210	22nF 20% 25V 0603
2B27	319801731030	10nF 20% 50V 0603
2B65	319801731040	100nF 16V 0603
2B66	202001200003	4705F 16V 20% SMD
2B68	319801732210	220pF 20% 50V 0603
2C01	319801631890	18pF 1% 50V 0603
2C02	319801631890	18pF 1% 50V 0603
2C03	319802341040	100nF 10% 100V 0603
2C04	319802341040	100nF 10% 100V 0603
2C05	319802341040	100nF 10% 100V 0603
2C06	319802341040	100nF 10% 100V 0603
2C07	319802341040	100nF 10% 100V 0603
2C08	319802341040	100nF 10% 100V 0603
2C09	319802341040	100nF 10% 100V 0603
2C10	319802341040	100nF 10% 100V 0603
2C11	319802341040	100nF 10% 100V 0603
2C12	319802341040	100nF 10% 100V 0603
2C13	319802341040	100nF 10% 100V 0603
2C14	319802341040	100nF 10% 100V 0603
2C15	319802341040	100nF 10% 100V 0603

Item	Philips 12NC	Description
2C17	319802341040	100nF 10% 100V 0603
2C18	319802341040	100nF 10% 100V 0603
2C19	319802341040	100nF 10% 100V 0603
2C20	319802341040	100nF 10% 100V 0603
2C21	319802341040	100nF 10% 100V 0603
2C22	319801731040	100nF 16V 0603
2C23	202055200291	10uF 20% 6.3V 0603
2C24	319801731040	100nF 16V 0603
2C25	319801731040	100nF 16V 0603
2C26	319801731040	100nF 16V 0603
2C27	202055200291	10uF 20% 6.3V 0603
2C28	319801731040	100nF 16V 0603
2C29	202055200291	10uF 20% 6.3V 0603
2C30	319802341040	100nF 10% 100V 0603
2C81	223858615628	2.7nF 10% 50V 0603
2C82	223858615628	2.7nF 10% 50V 0603
2D02	319801731040	100nF 16V 0603
2D03	319801731040	100nF 16V 0603
2D04	319801731030	10nF 20% 50V 0603
2D08	319801731030	10nF 20% 50V 0603
2D09	319801731030	10nF 20% 50V 0603
2D10	319801731040	100nF 16V 0603
2D11	319801634710	470pF 10% 50V 0603
2D12	319801634710	470pF 10% 50V 0603
2D14	319801731030	10nF 20% 50V 0603
2D18	202055200291	10uF 20% 6.3V 0603
2D31	319801731040	100nF 16V 0603
2D32	319801731040	100nF 16V 0603
2D33	319801731040	100nF 16V 0603
2D34	319801731040	100nF 16V 0603
2D37	319801731040	100nF 16V 0603
2D38	319801731040	100nF 16V 0603
2D39	319801731040	100nF 16V 0603
2D43	319801634710	470pF 10% 50V 0603
2D46	202055200291	10uF 20% 6.3V 0603
2D57	319801731030	10nF 20% 50V 0603
2D58	319801731030	10nF 20% 50V 0603
2D59	319801731030	10nF 20% 50V 0603
2D60	319801634710	470pF 10% 50V 0603
2D71	319803022290	ELCAP 6V3 22UF
2D72	319801731030	10nF 20% 50V 0603
2E01	202055200291	10uF 20% 6.3V 0603
2E02	319801731040	100nF 16V 0603
2E03	202055200291	10uF 20% 6.3V 0603
2E04	319801731040	100nF 16V 0603
2E05	202055200291	10uF 20% 6.3V 0603
2E06	319801731040	100nF 16V 0603
2E07	319801731040	100nF 16V 0603
2E08	319801731040	100nF 16V 0603
2E09	319801731040	100nF 16V 0603
2E10	202055200291	10uF 20% 6.3V 0603
2E11	319801731040	100nF 16V 0603
2E12	202055200291	10uF 20% 6.3V 0603
2E13	319801631010	100pF 10% 50V 0603
2E14	319801631010	100pF 10% 50V 0603
2E15	319801631010	100pF 10% 50V 0603
2E16	319801631010	100pF 10% 50V 0603
2E17	319801631010	100pF 10% 50V 0603
2E18	319801631010	100pF 10% 50V 0603
2E19	319801731040	100nF 16V 0603
2E20	202055200291	10uF 20% 6.3V 0603
2E21	319801731040	100nF 16V 0603
2E22	202055200291	10uF 20% 6.3V 0603
2E23	319801731040	100nF 16V 0603
2E24	202055200291	10uF 20% 6.3V 0603
2E25	319801731040	100nF 16V 0603
2E26	202055200291	10uF 20% 6.3V 0603
2E27	319801731040	100nF 16V 0603
2E28	202055200291	10uF 20% 6.3V 0603
2E29	319801731040	100nF 16V 0603
2E30	202055200291	10uF 20% 6.3V 0603
2E31	319801731040	100nF 16V 0603
2E32	202055200291	10uF 20% 6.3V 0603
2E33	319801731040	100nF 16V 0603

Item	Philips 12NC	Description
2E34	202055200291	10uF 20% 6.3V 0603
2E35	319801731040	100nF 16V 0603
2E36	319801731040	100nF 16V 0603
2E37	319801731040	100nF 16V 0603
2E38	319801731040	100nF 16V 0603
2E39	319801731040	100nF 16V 0603
2E40	319801731040	100nF 16V 0603
2E41	319801731040	100nF 16V 0603
2E42	319801731040	100nF 16V 0603
2E43	202055200291	10uF 20% 6.3V 0603
2E44	319801731040	100nF 16V 0603
2E45	319801731040	100nF 16V 0603
2E46	319801731040	100nF 16V 0603
2E47	319801731040	100nF 16V 0603
2E48	202055200291	10uF 20% 6.3V 0603
2E49	319801731040	100nF 16V 0603
2E50	319801731040	100nF 16V 0603
2E51	319801731040	100nF 16V 0603
2E52	319801731040	100nF 16V 0603
2E53	319801731040	100nF 16V 0603
2E54	319801731040	100nF 16V 0603
2E55	319801731040	100nF 16V 0603
2E56	319801731040	100nF 16V 0603
2E57	202055200291	10uF 20% 6.3V 0603
2E58	319801731040	100nF 16V 0603
2E66	202055200291	10uF 20% 6.3V 0603
2E67	319801731040	100nF 16V 0603
2E68	319802702290	22uF 10% 6.3V 0805
2E69	319801731040	100nF 16V 0603
2E70	319802702290	22uF 10% 6.3V 0805
2E71	319802702290	22uF 10% 6.3V 0805
2E72	319801731040	100nF 16V 0603
2E75	319801634710	470pF 10% 50V 0603
2E76	319801634710	470pF 10% 50V 0603
2F10	319801731040	100nF 16V 0603
2F11	319803044790	47pF 20% 16V SMD
2F12	319801731040	100nF 16V 0603
2F13	319801731040	100nF 16V 0603
2F14	319801731040	100nF 16V 0603
2F15	319801731040	100nF 16V 0603
2F16	319801731040	100nF 16V 0603
2F17	319801731040	100nF 16V 0603
2F18	319801731040	100nF 16V 0603
2F19	319801731040	100nF 16V 0603
2F20	319801731040	100nF 16V 0603
2F21	319803044790	47pF 20% 16V SMD
2F22	319801731040	100nF 16V 0603
2F23	319801731040	100nF 16V 0603
2F24	319801731040	100nF 16V 0603
2F25	319801731040	100nF 16V 0603
2F26	319801731040	100nF 16V 0603
2F27	319801731040	100nF 16V 0603
2F28	319801731040	100nF 16V 0603
2F29	319801731040	100nF 16V 0603
2F30	319801731040	100nF 16V 0603
2F31	319801731040	100nF 16V 0603
2F32	319801731040	100nF 16V 0603
2F33	319801631090	10pF 10% 50V 0603
2G02	319803041090	10pF 20% 16V
2G03	319801731040	100nF 16V 0603
2G04	319801731040	100nF 16V 0603
2G05	319801731040	100nF 16V 0603
2G06	319801731040	100nF 16V 0603
2G07	319801731040	100nF 16V 0603
2G08	319801731040	100nF 16V 0603
2G09	319801731040	100nF 16V 0603
2G10	319801731040	100nF 16V 0603
2G11	319801731040	100nF 16V 0603
2G12	319801731040	100nF 16V 0603
2G13	319801731040	100nF 16V 0603
2G14	319801731040	100nF 16V 0603
2G15	319801731040	100nF 16V 0603
2G16	319801731040	100nF 16V 0603
2G17	319803041090	10pF 20% 16V

Item	Philips 12NC	Description
2G18	319803041090	10pF 20% 16V
2G19	319801731040	100nF 16V 0603
2G20	319801731040	100nF 16V 0603
2G21	319801731040	100nF 16V 0603
2G22	319803041090	10pF 20% 16V
2G23	319803041090	10pF 20% 16V
2G24	319803041090	10pF 20% 16V
2G32	319801731040	100nF 16V 0603
2G33	319803041090	10pF 20% 16V
2H03	319801731040	100nF 16V 0603
2H04	319801731040	100nF 16V 0603
2H06	319803041090	10pF 20% 16V
2H07	319803041090	10pF 20% 16V
2H08	319801731040	100nF 16V 0603
2H09	319801731040	100nF 16V 0603
2H10	319801731040	100nF 16V 0603
2H11	319801731040	100nF 16V 0603
2H12	319801731040	100nF 16V 0603
2H13	319801731040	100nF 16V 0603
2H14	319801732240	220nF 20% 10V 0603
2H15	319801732240	220nF 20% 10V 0603
2J01	319803041090	10pF 20% 16V
2J02	319801731040	100nF 16V 0603
2J04	319803042290	22uF 20% 16V
2J05	319803041010	1005F 20% 16V
2J06	319801731040	100nF 16V 0603
2J62	319801636890	CER1 0603 NP0 50V 68P
2J63	319801631810	180pF 10% 50V 0603
2J66	319801631810	180pF 10% 50V 0603
2J67	319801636890	CER1 0603 NP0 50V 68P
2J69	319801631810	180pF 10% 50V 0603
2J70	319801636890	CER1 0603 NP0 50V 68P
2J72	319801631810	180pF 10% 50V 0603
2J73	319801636890	CER1 0603 NP0 50V 68P
2K00	319801731040	100nF 16V 0603
2K01	319801731040	100nF 16V 0603
2K02	319801731040	100nF 16V 0603
2K03	319801731040	100nF 16V 0603
2K04	319801731040	100nF 16V 0603
2K05	319801731040	100nF 16V 0603
2K06	319803041090	10pF 20% 16V
2K07	319803041090	10pF 20% 16V
2K08	319801731040	100nF 16V 0603
2K09	319801731040	100nF 16V 0603
2K10	319801731040	100nF 16V 0603
2K11	319803041090	10pF 20% 16V
2K12	319801731040	100nF 16V 0603
2K13	319803041090	10pF 20% 16V
2K14	319801731020	1nF 50V 0603
2K15	319801631010	100pF 10% 50V 0603
2K16	319801734730	47nF 10% 16V 0603
2K17	319801734730	47nF 10% 16V 0603
2L24	319801732240	220nF 20% 10V 0603
2L25	319801732240	220nF 20% 10V 0603
2M01	202055200291	10uF 20% 6.3V 0603
2M02	202055200291	10uF 20% 6.3V 0603
2M03	319801731040	100nF 16V 0603
2M04	319801731040	100nF 16V 0603
2M05	319801731040	100nF 16V 0603
2M06	319801731040	100nF 16V 0603
2M07	202055200291	10uF 20% 6.3V 0603
2M08	202055200291	10uF 20% 6.3V 0603
2M09	319801731040	100nF 16V 0603
2M10	319801731040	100nF 16V 0603
2M11	319803041010	1005F 20% 16V
2M12	319801731040	100nF 16V 0603
2M15	202055200291	10uF 20% 6.3V 0603
2M16	319801731040	100nF 16V 0603
2M17	319801731040	100nF 16V 0603
2M19	319801731040	100nF 16V 0603
2M20	319801731040	100nF 16V 0603
2M21	319801731040	100nF 16V 0603
2N03	319803024790	47uF 20% 6.3V
2N04	319801731040	100nF 16V 0603

Item	Philips 12NC	Description
2N05	319801731040	100nF 16V 0603
2N06	319803024790	47uF 20% 6.3V
2N07	319801731030	10nF 20% 50V 0603
2N08	319801731030	10nF 20% 50V 0603
2N09	202055200291	10uF 20% 6.3V 0603
2N10	202055200291	10uF 20% 6.3V 0603
2N11	319803024790	47uF 20% 6.3V
2N12	319801731040	100nF 16V 0603
2N13	319801631890	18pF 1% 50V 0603
2N14	319801631890	18pF 1% 50V 0603
2N15	319801631020	1nF 25V 0603
2N16	319801731040	100nF 16V 0603
2N17	319802341040	100nF 10% 100V 0603
2N18	319801731020	1nF 50V 0603
2N20	319802341040	100nF 10% 100V 0603
2N25	319801631020	1nF 25V 0603
2N26	319801731020	1nF 50V 0603
2N27	319802341040	100nF 10% 100V 0603
2N28	319801731020	1nF 50V 0603
2N29	319801731020	1nF 50V 0603
2N30	319802341040	100nF 10% 100V 0603
2N31	319801731020	1nF 50V 0603
2N32	319801731020	1nF 50V 0603
2N33	319802341040	100nF 10% 100V 0603
2N34	319801731020	1nF 50V 0603
2N35	319802341040	100nF 10% 100V 0603
2N36	319801731040	100nF 16V 0603
2N37	319802341040	100nF 10% 100V 0603
2N38	319801731020	1nF 50V 0603
2N39	319801731020	1nF 50V 0603
2N40	319802341040	100nF 10% 100V 0603
2N41	319801731020	1nF 50V 0603
2N42	319801731020	1nF 50V 0603
2N43	319801731020	1nF 50V 0603
2N44	319801731040	100nF 16V 0603
2N45	319801731020	1nF 50V 0603
2N46	319801731020	1nF 50V 0603
2N47	319801731040	100nF 16V 0603
2N48	319801731020	1nF 50V 0603
2N49	319801631020	1nF 25V 0603
2N50	319802341040	100nF 10% 100V 0603
2N51	319801731020	1nF 50V 0603
2N52	319801731020	1nF 50V 0603
2N53	319801731040	100nF 16V 0603
2N54	319801631020	1nF 25V 0603
2N55	319801731020	1nF 50V 0603
2N56	319802341040	100nF 10% 100V 0603
2N58	319801731020	1nF 50V 0603
2N59	319801731020	1nF 50V 0603
2N60	319801731020	1nF 50V 0603
2N61	319801731020	1nF 50V 0603
2N62	319801731020	1nF 50V 0603
2N63	319801731020	1nF 50V 0603
2N64	319802341040	100nF 10% 100V 0603
2N66	319801731020	1nF 50V 0603
2N67	319801731040	100nF 16V 0603
2P07	319801731040	100nF 16V 0603
2P28	202055200211	22uF 10% 16V 1210
2P29	202055200211	22uF 10% 16V 1210
2P30	202055200211	22uF 10% 16V 1210
2P31	202055200169	1uF 25V Y5V 0603
2P32	319801733320	3.3nF 50V 0603
2P33	319801733320	3.3nF 50V 0603
2P34	202055200211	22uF 10% 16V 1210
2P35	319801731020	1nF 50V 0603
2P36	319801731040	100nF 16V 0603
2P37	319801733320	3.3nF 50V 0603
2P38	319801731020	1nF 50V 0603
2P39	319801731040	100nF 16V 0603
2P40	319801731040	100nF 16V 0603
2P41	319801731040	100nF 16V 0603
2P42	319801731040	100nF 16V 0603
2P43	319801733320	3.3nF 50V 0603
2P46	319803011010	100uF 20% 4V

Item	Philips 12NC	Description
2P48	319801631010	100pF 10% 50V 0603
2P49	319801631010	100pF 10% 50V 0603
2P52	319801731020	1nF 50V 0603
2P53	319801731020	1nF 50V 0603
2P54	319801731040	100nF 16V 0603
2P55	319803011010	100uF 20% 4V
2P56	319803011010	100uF 20% 4V
2P59	319803011010	100uF 20% 4V
2P61	202055200211	22uF 10% 16V 1210
2P68	319803011010	100uF 20% 4V
2P72	319803011010	100uF 20% 4V
2P73	319801732230	22nF 20% 25V 0603
2P78	202055200169	1uF 25V Y5V 0603
2R10	202055296448	1uF 10% 16V 0805
2R11	319803044790	47pF 20% 16V SMD
2R12	319801731040	100nF 16V 0603
3A01	212010894133	10 Ohm 5% 1206
3A02	212010894133	10 Ohm 5% 1206
3A03	319802131030	10k Ohm 5% 0.062W 0603
3A04	319802131230	12k Ohm 5% 0.062W 0603
3A05	232276260229	22 Ohm 5% 2512
3A06	319802131030	10k Ohm 5% 0.062W 0603
3A07	319802131030	10k Ohm 5% 0.062W 0603
3A08	319802131230	12k Ohm 5% 0.062W 0603
3A09	319802131090	TDA8932T/N1 IC
3A11	319802131030	10k Ohm 5% 0.062W 0603
3A12	319802131050	1M Ohm 5% 0603
3A13	319802133930	39k Ohm 5% 0.062W 0605
3A14	232276260229	22 Ohm 5% 2512
3A15	319802131050	1M Ohm 5% 0603
3A17	319802131090	TDA8932T/N1 IC
3A19	319802131030	10k Ohm 5% 0.062W 0603
3A26	319802134720	4.7k Ohm 5% 0603
3A27	319802132240	220k Ohm 5% 0603
3A28	319802132240	220k Ohm 5% 0603
3A29	319802134730	47k Ohm 5% 0603
3A30	319802134730	47k Ohm 5% 0603
3A31	319802131030	10k Ohm 5% 0.062W 0603
3B12	232270461502	1k5 1% 0603
3B17	319802136820	6.8k Ohm 5% 0603
3B18	319802136820	6.8k Ohm 5% 0603
3B19	319802136820	6.8k Ohm 5% 0603
3B65	319802134720	4.7k Ohm 5% 0603
3B66	232270461002	1k Ohm 1% 0603
3B68	319802131010	100 Ohm 5% 0.062W 0603
3C01	319802131050	1M Ohm 5% 0603
3C02	319802133390	33 Ohm 5% 0.062W 0603
3C03	319803111010	4*100 Ohm 5% 1206
3C04	319803111010	4*100 Ohm 5% 1206
3C05	319803111010	4*100 Ohm 5% 1206
3C06	319803111010	4*100 Ohm 5% 1206
3C08	319802131010	100 Ohm 5% 0.062W 0603
3C09	319802131010	100 Ohm 5% 0.062W 0603
3C10	319802132290	22 Ohm 5% 0603
3C19	232270464701	470 Ohm 1% 0603
3C20	319802131020	1k Ohm 5% 0.062W 0603
3C22	319802134720	4.7k Ohm 5% 0603
3C23	319802132210	220 Ohm 5% 0603
3C24	319802131010	100 Ohm 5% 0.062W 0603
3C25	319802131030	10k Ohm 5% 0.062W 0603
3C40	319802134720	4.7k Ohm 5% 0603
3C41	319802134720	4.7k Ohm 5% 0603
3C42	319802134720	4.7k Ohm 5% 0603
3D01	319803112290	4*22 Ohm 5% 1206
3D02	319803112290	4*22 Ohm 5% 1206
3D05	319803112290	4*22 Ohm 5% 1206
3D06	319803112290	4*22 Ohm 5% 1206
3D09	319802131590	15 Ohm 5% 0.062W 0603
3D10	232270465109	51 Ohm 1% 0603
3D11	319802131590	15 Ohm 5% 0.062W 0603
3D14	232270465109	51 Ohm 1% 0603
3D15	319802131020	1k Ohm 5% 0.062W 0603
3D16	319802131020	1k Ohm 5% 0.062W 0603
3D38	319802131590	15 Ohm 5% 0.062W 0603

Item	Philips 12NC	Description
3D40	319802131590	15 Ohm 5% 0.062W 0603
3D43	319803112290	4*22 Ohm 5% 1206
3D44	319803112290	4*22 Ohm 5% 1206
3D47	319803112290	4*22 Ohm 5% 1206
3D48	319803112290	4*22 Ohm 5% 1206
3E02	319802132290	22 Ohm 5% 0603
3E04	319802132290	22 Ohm 5% 0603
3E06	319802134720	4.7k Ohm 5% 0603
3E07	319802190030	Jumper 0603
3F10	319802134710	470 Ohm 5% 0603
3F11	319802136840	680k Ohm 5% 0.062W 0603
3F12	319802133310	330 Ohm 5% 0.062W 0603
3F13	319802132240	220k Ohm 5% 0603
3F14	319802133310	330 Ohm 5% 0.062W 0603
3F15	319802136840	680k Ohm 5% 0.062W 0603
3F16	319802133910	390 Ohm 5% 0.062W 0603
3F17	319802132240	220k Ohm 5% 0603
3F18	319802131030	10k Ohm 5% 0.062W 0603
3F19	319802134720	4.7k Ohm 5% 0603
3F20	319802134720	4.7k Ohm 5% 0603
3F21	319802133390	33 Ohm 5% 0.062W 0603
3F23	319802134720	4.7k Ohm 5% 0603
3F24	319802131040	100k Ohm 5% 0.062W 0603
3F25	319802131040	100k Ohm 5% 0.062W 0603
3F26	319802131020	1k Ohm 5% 0.062W 0603
3F28	319802131040	100k Ohm 5% 0.062W 0603
3F29	319802131040	100k Ohm 5% 0.062W 0603
3F30	319802133390	33 Ohm 5% 0.062W 0603
3F31	319803113390	4*33 Ohm 5% 1206
3F32	319803113390	4*33 Ohm 5% 1206
3F33	319802131030	10k Ohm 5% 0.062W 0603
3F34	319803113390	4*33 Ohm 5% 1206
3F40	319802131010	100 Ohm 5% 0.062W 0603
3F41	319802132720	2.7k Ohm 5% 0603
3F42	319802132720	2.7k Ohm 5% 0603
3F44	319802131010	100 Ohm 5% 0.062W 0603
3F46	319802131010	100 Ohm 5% 0.062W 0603
3F48	319802131010	100 Ohm 5% 0.062W 0603
3G11	319802131030	10k Ohm 5% 0.062W 0603
3G12	319802131030	10k Ohm 5% 0.062W 0603
3G16	319802131030	10k Ohm 5% 0.062W 0603
3G17	319802131030	10k Ohm 5% 0.062W 0603
3G19	319802131030	10k Ohm 5% 0.062W 0603
3G20	319802131030	10k Ohm 5% 0.062W 0603
3G28	319802131030	10k Ohm 5% 0.062W 0603
3G30	319802131030	10k Ohm 5% 0.062W 0603
3G31	319802131030	10k Ohm 5% 0.062W 0603
3G33	319802132290	22 Ohm 5% 0603
3G34	319802132290	22 Ohm 5% 0603
3G35	319802132290	22 Ohm 5% 0603
3G37	319802131030	10k Ohm 5% 0.062W 0603
3G38	319802131030	10k Ohm 5% 0.062W 0603
3G40	232270461202	1.2k Ohm 1%
3G41	319802131030	10k Ohm 5% 0.062W 0603
3G43	319802131010	100 Ohm 5% 0.062W 0603
3G44	319802131010	100 Ohm 5% 0.062W 0603
3G46	319802131010	100 Ohm 5% 0.062W 0603
3G47	319802131010	100 Ohm 5% 0.062W 0603
3G48	319802133390	33 Ohm 5% 0.062W 0603
3G54	319802131030	10k Ohm 5% 0.062W 0603
3G56	319803113390	4*33 Ohm 5% 1206
3G57	319803113390	4*33 Ohm 5% 1206
3G58	319803113390	4*33 Ohm 5% 1206
3G59	319803113390	4*33 Ohm 5% 1206
3G60	319802133390	33 Ohm 5% 0.062W 0603
3G61	319802133390	33 Ohm 5% 0.062W 0603
3G62	319802133390	33 Ohm 5% 0.062W 0603
3G63	319802131030	10k Ohm 5% 0.062W 0603
3H00	319802133320	3.3k Ohm 5% 0.062W 0603
3H05	319802131030	10k Ohm 5% 0.062W 0603
3H09	319802131010	100 Ohm 5% 0.062W 0603
3H10	319802131010	100 Ohm 5% 0.062W 0603
3H11	319802131030	10k Ohm 5% 0.062W 0603
3H12	319802133320	3.3k Ohm 5% 0.062W 0603

Item	Philips 12NC	Description
3H13	319802133320	3.3k Ohm 5% 0.062W 0603
3H14	212010894132	1 Ohm 1206
3J01	319802132230	22k Ohm 5% 0603
3J02	319802131230	12k Ohm 5% 0.062W 0603
3J03	319802131010	100 Ohm 5% 0.062W 0603
3J59	319802131810	180 Ohm 5% 0.062W 0603
3J60	319802134790	47 Ohm 5% 0603
3J61	319802131810	180 Ohm 5% 0.062W 0603
3J62	319802134790	47 Ohm 5% 0603
3J63	319802131810	180 Ohm 5% 0.062W 0603
3J64	319802134790	47 Ohm 5% 0603
3J65	319802131810	180 Ohm 5% 0.062W 0603
3J66	319802134790	47 Ohm 5% 0603
3K00	319802131010	100 Ohm 5% 0.062W 0603
3K01	319802131010	100 Ohm 5% 0.062W 0603
3K02	319803113390	4*33 Ohm 5% 1206
3K03	319803113390	4*33 Ohm 5% 1206
3K04	319802131030	10k Ohm 5% 0.062W 0603
3K05	319803113390	4*33 Ohm 5% 1206
3K06	319802131030	10k Ohm 5% 0.062W 0603
3K07	319802131030	10k Ohm 5% 0.062W 0603
3K08	319802131030	10k Ohm 5% 0.062W 0603
3K09	319802131030	10k Ohm 5% 0.062W 0603
3K10	319802131030	10k Ohm 5% 0.062W 0603
3K11	319802131030	10k Ohm 5% 0.062W 0603
3K12	319802131030	10k Ohm 5% 0.062W 0603
3K13	232270462002	2k Ohm 1% 0603
3K15	319802131030	10k Ohm 5% 0.062W 0603
3K16	319802131030	10k Ohm 5% 0.062W 0603
3K17	319802131030	10k Ohm 5% 0.062W 0603
3K18	319802131030	10k Ohm 5% 0.062W 0603
3K19	319802131030	10k Ohm 5% 0.062W 0603
3K20	319802131030	10k Ohm 5% 0.062W 0603
3K21	319802131030	10k Ohm 5% 0.062W 0603
3K22	319802131030	10k Ohm 5% 0.062W 0603
3K23	319803113390	4*33 Ohm 5% 1206
3K24	319803113390	4*33 Ohm 5% 1206
3K25	319802133390	33 Ohm 5% 0.062W 0603
3K26	319802133390	33 Ohm 5% 0.062W 0603
3K27	319802134790	47 Ohm 5% 0603
3K28	319802134790	47 Ohm 5% 0603
3K29	319802134790	47 Ohm 5% 0603
3K30	319802134790	47 Ohm 5% 0603
3K31	319802134790	47 Ohm 5% 0603
3K32	319802134790	47 Ohm 5% 0603
3K33	319802134790	47 Ohm 5% 0603
3K34	319803114790	4*47 Ohm 5% 1206
3K38	319802134790	47 Ohm 5% 0603
3K39	319802134790	47 Ohm 5% 0603
3K40	319802134790	47 Ohm 5% 0603
3K41	319802134790	47 Ohm 5% 0603
3K42	319802134790	47 Ohm 5% 0603
3K43	319802134790	47 Ohm 5% 0603
3K44	319802134790	47 Ohm 5% 0603
3K45	319802134790	47 Ohm 5% 0603
3K46	319802134790	47 Ohm 5% 0603
3K47	319802134790	47 Ohm 5% 0603
3K48	319802134790	47 Ohm 5% 0603
3K49	319802133390	33 Ohm 5% 0.062W 0603
3K50	319802133390	33 Ohm 5% 0.062W 0603
3K51	319802134720	4.7k Ohm 5% 0603
3K52	319802134720	4.7k Ohm 5% 0603
3L01	319802134720	4.7k Ohm 5% 0603
3L02	319802131010	100 Ohm 5% 0.062W 0603
3L03	319802131030	10k Ohm 5% 0.062W 0603
3L04	319802131520	1.5k Ohm 5% 0.062W 0603
3L05	319802131010	100 Ohm 5% 0.062W 0603
3L10	212010894132	1 Ohm 1206
3L11	319802131010	100 Ohm 5% 0.062W 0603
3L15	319802133310	330 Ohm 5% 0.062W 0603
3L16	319802131020	1k Ohm 5% 0.062W 0603
3L17	319802131010	100 Ohm 5% 0.062W 0603
3L22	319802190030	Jumper 0603
3L23	319802190030	Jumper 0603

Item	Philips 12NC	Description
3L28	319802134720	4.7k Ohm 5% 0603
3L53	319802131010	100 Ohm 5% 0.062W 0603
3L54	319802131010	100 Ohm 5% 0.062W 0603
3L55	319802131030	10k Ohm 5% 0.062W 0603
3L56	319802131010	100 Ohm 5% 0.062W 0603
3L57	319802131010	100 Ohm 5% 0.062W 0603
3L58	319802131010	100 Ohm 5% 0.062W 0603
3L59	319802131010	100 Ohm 5% 0.062W 0603
3L60	319802131010	100 Ohm 5% 0.062W 0603
3L61	319802131010	100 Ohm 5% 0.062W 0603
3L62	319802131010	100 Ohm 5% 0.062W 0603
3L63	319802131010	100 Ohm 5% 0.062W 0603
3L67	319802131010	100 Ohm 5% 0.062W 0603
3L71	319802132290	22 Ohm 5% 0603
3L72	319802134730	47k Ohm 5% 0603
3L73	319802134730	47k Ohm 5% 0603
3L75	319802132220	2.2k Ohm 5% 0603
3L76	319802132220	2.2k Ohm 5% 0603
3L79	319802131030	10k Ohm 5% 0.062W 0603
3L86	319802132230	22k Ohm 5% 0603
3L94	319802134720	4.7k Ohm 5% 0603
3L95	319802134720	4.7k Ohm 5% 0603
3L96	319802131040	100k Ohm 5% 0.062W 0603
3M07	319802131010	100 Ohm 5% 0.062W 0603
3M08	319802132220	2.2k Ohm 5% 0603
3M09	319802134720	4.7k Ohm 5% 0603
3M10	319802134710	470 Ohm 5% 0603
3M13	319802131010	100 Ohm 5% 0.062W 0603
3M14	319802131010	100 Ohm 5% 0.062W 0603
3M15	319802131010	100 Ohm 5% 0.062W 0603
3M20	319802131010	100 Ohm 5% 0.062W 0603
3M21	319802131010	100 Ohm 5% 0.062W 0603
3M31	319802132220	2.2k Ohm 5% 0603
3M32	319802138230	82k Ohm 5% 0.062W 0603
3M34	319802134720	4.7k Ohm 5% 0603
3M37	319802134730	47k Ohm 5% 0603
3M38	319802134730	47k Ohm 5% 0603
3M39	319802134730	47k Ohm 5% 0603
3M40	319802134730	47k Ohm 5% 0603
3N01	319802133390	33 Ohm 5% 0.062W 0603
3N02	319803113390	4*33 Ohm 5% 1206
3N03	319802133390	33 Ohm 5% 0.062W 0603
3N04	319803113390	4*33 Ohm 5% 1206
3N05	319802133390	33 Ohm 5% 0.062W 0603
3N06	319803113390	4*33 Ohm 5% 1206
3N07	319802133390	33 Ohm 5% 0.062W 0603
3N08	319803113390	4*33 Ohm 5% 1206
3N09	319802133390	33 Ohm 5% 0.062W 0603
3N10	319802133390	33 Ohm 5% 0.062W 0603
3N11	319803113390	4*33 Ohm 5% 1206
3N12	319803113390	4*33 Ohm 5% 1206
3N13	319802133390	33 Ohm 5% 0.062W 0603
3N14	319802133390	33 Ohm 5% 0.062W 0603
3N15	319802133390	33 Ohm 5% 0.062W 0603
3N16	319802133390	33 Ohm 5% 0.062W 0603
3N18	319803113390	4*33 Ohm 5% 1206
3N22	319802133390	33 Ohm 5% 0.062W 0603
3N23	212010894132	1 Ohm 1206
3N24	319802131050	1M Ohm 5% 0603
3N25	319802132210	220 Ohm 5% 0603
3N26	319802132210	220 Ohm 5% 0603
3N27	212010894132	1 Ohm 1206
3N33	319802134720	4.7k Ohm 5% 0603
3N34	319802134720	4.7k Ohm 5% 0603
3N35	319802134720	4.7k Ohm 5% 0603
3N36	319802134720	4.7k Ohm 5% 0603
3N37	319802134720	4.7k Ohm 5% 0603
3N38	319802134720	4.7k Ohm 5% 0603
3N39	319802131010	100 Ohm 5% 0.062W 0603
3N40	319802131010	100 Ohm 5% 0.062W 0603
3P13	319802131090	TDA8932T/N1 IC
3P20	212010894133	10 Ohm 5% 1206
3P23	319802131090	TDA8932T/N1 IC
3P25	319802131090	TDA8932T/N1 IC

Item	Philips 12NC	Description
3P26	319802132280	2R2 5% 0603
3P32	319802132280	2R2 5% 0603
3P34	319802133320	3.3k Ohm 5% 0.062W 0603
3P37	319802136820	6.8k Ohm 5% 0603
3P38	319802131020	1k Ohm 5% 0.062W 0603
3P40	319802133930	39k Ohm 5% 0.062W 0605
3P41	319802136820	6.8k Ohm 5% 0603
3P45	319802136820	6.8k Ohm 5% 0603
3P47	319802136890	68 Ohm 5% 0.062W 0603
3P48	319802136890	68 Ohm 5% 0.062W 0603
3P49	319802132210	220 Ohm 5% 0603
3P50	319802131020	1k Ohm 5% 0.062W 0603
3P51	232270461801	180 Ohm 1% 0603
3P53	232270466801	680 Ohm 1% 0603
3P54	319802131030	10k Ohm 5% 0.062W 0603
3P56	232270464701	470 Ohm 1% 0603
3P59	232270464701	470 Ohm 1% 0603
3P61	319802131090	TDA8932T/N1 IC
3P64	232270466801	680 Ohm 1% 0603
3P68	319802136820	6.8k Ohm 5% 0603
3P69	319802136820	6.8k Ohm 5% 0603
3P70	319802133320	3.3k Ohm 5% 0.062W 0603
3P71	319802136820	6.8k Ohm 5% 0603
3P72	319802136820	6.8k Ohm 5% 0603
3P74	319802136820	6.8k Ohm 5% 0603
3P77	232270461002	1k Ohm 1% 0603
3P78	319802131020	1k Ohm 5% 0.062W 0603
3R10	319802134730	47k Ohm 5% 0603
3R12	319802134790	47 Ohm 5% 0603
3R13	319802134730	47k Ohm 5% 0603
3R25	319802131010	100 Ohm 5% 0.062W 0603
3R26	319802131010	100 Ohm 5% 0.062W 0603
4B04	319802190030	Jumper 0603
4B05	319802190030	Jumper 0603
4B06	319802190030	Jumper 0603
4B07	319802190030	Jumper 0603
4C07	319802190030	Jumper 0603
4F12	319802190030	Jumper 0603
4G01	319802190030	Jumper 0603
4G02	319802190030	Jumper 0603
4G03	319802190030	Jumper 0603
4G04	319802190030	Jumper 0603
4G09	319802190030	Jumper 0603
4G31	319802190030	Jumper 0603
4H00	319802190030	Jumper 0603
4H02	319802190030	Jumper 0603
4H04	319802190030	Jumper 0603
4H05	319802190030	Jumper 0603
4H12	319802190030	Jumper 0603
4J14	319802190030	Jumper 0603
4J15	319802190030	Jumper 0603
4L20	319802190030	Jumper 0603
4L24	319802190030	Jumper 0603
4L25	319802190030	Jumper 0603
4L26	319802190030	Jumper 0603
4M01	319802190030	Jumper 0603
4M04	319802190030	Jumper 0603
4M05	319802190030	Jumper 0603
4M07	319802190030	Jumper 0603
4M08	319802190030	Jumper 0603
4M09	319802190030	Jumper 0603
4M11	319802190030	Jumper 0603
4N02	319802190030	Jumper 0603
4N03	319802190030	Jumper 0603
4N04	319802190030	Jumper 0603
4N05	319802190030	Jumper 0603
4N06	319802190030	Jumper 0603
4N07	319802190030	Jumper 0603
4N08	319802190030	Jumper 0603
4P01	319802190030	Jumper 0603
4P02	319802190030	Jumper 0603
4R02	319802190030	Jumper 0603
4R03	319802190030	Jumper 0603
4R04	319802190030	Jumper 0603

Item	Philips 12NC	Description
4R05	319802190030	Jumper 0603
4R06	319802190030	Jumper 0603
4R07	319802190030	Jumper 0603
4R08	319802190030	Jumper 0603
5A03	242253601564	22uF 20%
5A04	242253601564	22uF 20%
5A05	242254942958	Bead 0805 30R at 100MHz
5A06	242254942958	Bead 0805 30R at 100MHz
5A07	242254901582	Bead 0603 33R at 100MHz
5A08	242253594134	105H 20% 0805
5A09	242253594134	105H 20% 0805
5B01	242253594134	105H 20% 0805
5B05	242253601564	22uF 20%
5B08	242253600779	105uH 20%
5C06	242254901582	Bead 0603 33R at 100MHz
5C07	242254901582	Bead 0603 33R at 100MHz
5C08	242254901582	Bead 0603 33R at 100MHz
5D03	242254901582	Bead 0603 33R at 100MHz
5E03	242254901582	Bead 0603 33R at 100MHz
5E04	242254901582	Bead 0603 33R at 100MHz
5E05	242254901582	Bead 0603 33R at 100MHz
5E06	242254901582	Bead 0603 33R at 100MHz
5E07	242254901582	Bead 0603 33R at 100MHz
5E08	242254901582	Bead 0603 33R at 100MHz
5E09	242254901582	Bead 0603 33R at 100MHz
5E10	242254901582	Bead 0603 33R at 100MHz
5E11	242254901582	Bead 0603 33R at 100MHz
5E12	242254901582	Bead 0603 33R at 100MHz
5E13	242254901582	Bead 0603 33R at 100MHz
5E14	242254901582	Bead 0603 33R at 100MHz
5E16	242254901582	Bead 0603 33R at 100MHz
5E17	242254901582	Bead 0603 33R at 100MHz
5F10	242254942979	Ind. 100MHz 60Ohm 0603
5F11	242254942979	Ind. 100MHz 60Ohm 0603
5G04	242254942979	Ind. 100MHz 60Ohm 0603
5G05	242254901582	Bead 0603 33R at 100MHz
5G06	242254901582	Bead 0603 33R at 100MHz
5G07	242254901582	Bead 0603 33R at 100MHz
5H01	242254942979	Ind. 100MHz 60Ohm 0603
5H02	242254942979	Ind. 100MHz 60Ohm 0603
5H03	242254942979	Ind. 100MHz 60Ohm 0603
5J01	242254942979	Ind. 100MHz 60Ohm 0603
5J52	319801853380	3.35H 10% 0603
5J53	319801853380	3.35H 10% 0603
5J54	319801853380	3.35H 10% 0603
5J55	319801853380	3.35H 10% 0603
5K01	242254942979	Ind. 100MHz 60Ohm 0603
5K02	242254942979	Ind. 100MHz 60Ohm 0603
5K03	242254942979	Ind. 100MHz 60Ohm 0603
5K04	242254942979	Ind. 100MHz 60Ohm 0603
5K05	242254942979	Ind. 100MHz 60Ohm 0603
5M01	242254901582	Bead 0603 33R at 100MHz
5M02	242254901582	Bead 0603 33R at 100MHz
5M03	242254901582	Bead 0603 33R at 100MHz
5N01	242254942896	Ind. 120 Ohm 100MHz
5N02	242254942896	Ind. 120 Ohm 100MHz
5N03	242254942896	Ind. 120 Ohm 100MHz
5N04	242254942896	Ind. 120 Ohm 100MHz
5N05	242254942896	Ind. 120 Ohm 100MHz
5N06	242254942896	Ind. 120 Ohm 100MHz
5N07	242254942896	Ind. 120 Ohm 100MHz
5N08	242254942896	Ind. 120 Ohm 100MHz
5N09	242254942896	Ind. 120 Ohm 100MHz
5P01	242253600671	10uH 20%
5P02	242253594134	105H 20% 0805
5P09	242253600671	10uH 20%
5R02	242254901582	Bead 0603 33R at 100MHz
5R03	242254901582	Bead 0603 33R at 100MHz
6B30	319801010720	SS24
6J03	319801010630	BAS316
6J14	934058419115	PESD3V3L1BA
6J15	934058419115	PESD3V3L1BA
6M08	319801010660	BAT54
6P05	319802056880	BZX384-C6V8

Item	Philips 12NC	Description
6P12	319802056880	BZX384-C6V8
6P13	319801010630	BAS316
6P14	319801010630	BAS316
6P15	319802051890	BZX384-C18
6R02	319802056880	BZX384-C5V6
7A01	935279642118	TDA8932T/N1
7A05	319801042320	BC857BW
7A06	319801042310	BC847BW
7A07	319801042310	BC847BW
7B01	932220234668	L5973D
7B02	932211988668	LD1117DT33C
7B12	932221214668	SI4423DY
7C01	932224957671	SVP WX68-7568-LF
7C02	319801042310	BC847BW
7C04	319801042310	BC847BW
7D01	932225195671	K4D261638K-LC40
7D02	932225195671	K4D261638K-LC40
7F01	935273245518	TDA10046AHT/C1
7F02	935263016165	74AHC1GU04GW
7F03	935263016165	74AHC1GU04GW
7F04	319801070580	LM393D
7G00	935277355557	PNX8314HS/C102
7H00		For SW see item 0851
7H02	932224127668	K4S281632I-UC60
7H03		For SW see item 0852
7J04	932221400668	SI2301BDS-E3
7J05	319801044110	PDTC114ET
7K00	932222791671	STV0700L
7K01	935219010118	74LVC573ADB
7K02	935219010118	74LVC573ADB
7K03	319801070650	74LVC245APW
7K04	272217100207	Xtal 27MHz 50P
7K05	932217513668	ST890CD
7L10	319801042310	BC847BW
7L23		For SW see item 0816
7M01	932216761668	LF18CD
7M04	319801042310	BC847BW
7M07	932225506671	SI19185ACTU
7M09	319801042310	BC847BW
7N01	932225010671	SI19125CTU
7N07	935266839118	UDA1334ATS/N2
7P05	319801044340	BC817-25W
7P06	932216070668	SI4936ADY-E3
7P07	932216070668	SI4936ADY-E3
7P08	932221350685	TS431AIL
7P09	934057587118	PHD38N02LT
7P11	932220746668	NCP5422AD
7R05	932220471668	SI4835BDY
7R07	319801044110	PDTC114ET

Table 10-12 SSB: 32 and 42PFL7962D/12 (3139 268 52501)

Item	Philips 12NC	Description
0233	313918758541	Top shield assy
0237	313918758531	Bottom shield assy
0476	310430312201	EMC foam 2.3x2.3x32.5
0484	310430310871	EMC foam tuner
1101	311229714001	Tuner TD1316AF/IHP-2
1102	932204272682	SAW 38MHz9 K3953M
1103	242254944341	SAW 38MHz9 K9656M
1104	242254301386	Xtal 4MHz200 20pF SMD-49
1201	242202518124	Conn. 5p m 2.00 Wh
1203	242202518125	Conn. 6p m 2.00 Wh
1204	272217108785	Xtal 27MHz 30pF DSO751
1301	242254301526	Crystal 12pF 10MHz
1304	242202518131	Conn. 11p m 2.00 Wh
1305	242202518129	Conn. 10p m 2.00 Wh
1314	242202605905	Sock. Phone 1p f 3.5
1411	242254301461	Xtal 18.432MHz 12pF
1504	242202520251	Sock. SCART 21p f Bk
1506	242202520251	Sock. SCART 21p f Bk
1601	242203300675	Sock. 2p f CINC/MDIN
1615	242202605985	Sock. CINC 4p f 2L2
2112	202055200211	22uF 10% 16V 1210
2113	319801731030	10nF 20% 50V 0603
2117	319801731030	10nF 20% 50V 0603
2118	319801731030	10nF 20% 50V 0603
2120	202055200211	22uF 10% 16V 1210
2121	319801631590	15pF 10% 50V 0603
2122	319801631590	15pF 10% 50V 0603
2123	319801731520	1.5nF 20% 50V 0603
2125	319801744740	470pF 5% 10V 0603
2126	319801742240	220nF 16V Y5V 0603
2127	319801632290	22pF 10% 50V 0603
2128	319801731030	10nF 20% 50V 0603
2129	202055200211	22uF 10% 16V 1210
2130	319801731030	10nF 20% 50V 0603
2131	202055200211	22uF 10% 16V 1210
2132	202055200211	22uF 10% 16V 1210
2133	319801731030	10nF 20% 50V 0603
2136	319801744740	470pF 5% 10V 0603
2137	319801731030	10nF 20% 50V 0603
2138	319801731030	10nF 20% 50V 0603
2139	319801633910	390pF 50V NP0 0603
2143	319801731020	1nF 50V 0603
2145	319801731020	1nF 50V 0603
2146	319801741050	1uF 5% 10V 0603
2147	223878619856	330nF 20% 160V 0603
2148	319801731040	100nF 16V 0603
2149	319802752280	2.2uF 10V X5R 0603
2203	319801631020	1nF 25V 0603
2204	319801631020	1nF 25V 0603
2211	319801731030	10nF 20% 50V 0603
2214	202055296858	10uF 10% 6V3 X5R 0805
2310	319801731040	100nF 16V 0603
2311	202055200291	10uF 20% 6.3V 0603
2312	319801731040	100nF 16V 0603
2313	319801731040	100nF 16V 0603
2314	319801631590	15pF 10% 50V 0603
2315	319801731040	100nF 16V 0603
2316	319801631590	15pF 10% 50V 0603
2317	319801731040	100nF 16V 0603
2318	319801731040	100nF 16V 0603
2320	319801731040	100nF 16V 0603
2323	319801731040	100nF 16V 0603
2324	202055296807	1uF 5% 10V 0603
2327	319801731030	10nF 20% 50V 0603
2329	319801731020	1nF 50V 0603
2330	319801731020	1nF 50V 0603
2331	319801731020	1nF 50V 0603
2332	319801731020	1nF 50V 0603
2333	319801731020	1nF 50V 0603
2335	319801731020	1nF 50V 0603

Item	Philips 12NC	Description
2336	319801731020	1nF 50V 0603
2337	319801731020	1nF 50V 0603
2338	319801732240	220nF 20% 10V 0603
2341	319802341040	100nF 10% 100V 0603
2408	319801734710	470pF 50V X7R 0603
2409	319801731520	1.5nF 20% 50V 0603
2410	202002100215	220uF 20% 25V
2411	202055200291	10uF 20% 6.3V 0603
2412	319801632210	220pF 10% 50V 0603
2413	319801632210	220pF 10% 50V 0603
2414	202055200291	10uF 20% 6.3V 0603
2415	319801633380	3.3pF 50V 0603
2416	319801633380	3.3pF 50V 0603
2417	319801733310	330pF 50V X7R 0603
2418	319801733310	330pF 50V X7R 0603
2419	319801731040	100nF 16V 0603
2420	319803041090	10pF 20% 16V
2421	319801633310	330pF 1% 50V 0603
2422	319801633310	330pF 1% 50V 0603
2423	319803041090	10pF 20% 16V
2424	202055200291	10uF 20% 6.3V 0603
2425	202055200291	10uF 20% 6.3V 0603
2426	202055200291	10uF 20% 6.3V 0603
2427	202055200291	10uF 20% 6.3V 0603
2428	319801631010	470nF 10% 50V 0603
2429	319801631010	100pF 10% 50V 0603
2430	319801631010	100pF 10% 50V 0603
2431	319801631010	100pF 10% 50V 0603
2432	319801635690	56pF 10% 50V 0603
2433	319801633310	330pF 1% 50V 0603
2434	319801633310	330pF 1% 50V 0603
2435	319801633310	330pF 1% 50V 0603
2436	202055200291	10uF 20% 6.3V 0603
2437	202055200291	10uF 20% 6.3V 0603
2438	319801731040	100nF 16V 0603
2439	202055200247	470nF 10% 25V 0603
2440	202055200247	470nF 10% 25V 0603
2441	319801731520	1.5nF 20% 50V 0603
2442	319801734710	470pF 50V X7R 0603
2443	319801731520	1.5nF 20% 50V 0603
2444	319801734710	470pF 50V X7R 0603
2445	319801731040	100nF 16V 0603
2502	319801733310	330pF 50V X7R 0603
2506	319801733310	330pF 50V X7R 0603
2508	319801733310	330pF 50V X7R 0603
2509	319801732240	220nF 20% 10V 0603
2512	319801731020	1nF 50V 0603
2514	319801733310	330pF 50V X7R 0603
2515	319801732240	220nF 20% 10V 0603
2517	319801731020	1nF 50V 0603
2518	319801732240	220nF 20% 10V 0603
2520	319801731020	1nF 50V 0603
2521	319801732240	220nF 20% 10V 0603
2523	319801731020	1nF 50V 0603
2525	319801732240	220nF 20% 10V 0603
2533	319801732240	220nF 20% 10V 0603
2534	319801732240	220nF 20% 10V 0603
2536	319801732240	220nF 20% 10V 0603
2607	319801732240	220nF 20% 10V 0603
2608	319801733320	3.3nF 50V 0603
2610	319801732240	220nF 20% 10V 0603
2612	319801733320	3.3nF 50V 0603
2613	319801731040	100nF 16V 0603
2614	319801731040	100nF 16V 0603
2615	319801731040	100nF 16V 0603
2701	202055296448	1uF 10% 16V 0805
2702	319801741030	10nF 50V Y5V 0603
2703	319801741030	10nF 50V Y5V 0603
2704	319801741030	10nF 50V Y5V 0603
2705	319801741030	10nF 50V Y5V 0603
2706	202055200141	4.75F 10% 6.3V 0805
2707	319801741030	10nF 50V Y5V 0603
2708	319801741030	10nF 50V Y5V 0603
2709	319801741030	10nF 50V Y5V 0603

Item	Philips 12NC	Description
2710	319801741030	10nF 50V Y5V 0603
2711	319801741030	10nF 50V Y5V 0603
2712	319801741030	10nF 50V Y5V 0603
2713	319801741030	10nF 50V Y5V 0603
2714	319801741030	10nF 50V Y5V 0603
2715	319801741030	10nF 50V Y5V 0603
2717	202055200141	4.75F 10% 6.3V 0805
2718	319801741030	10nF 50V Y5V 0603
2719	319801741030	10nF 50V Y5V 0603
2720	319801741030	10nF 50V Y5V 0603
2721	319801741030	10nF 50V Y5V 0603
2724	319803014790	475uF 20% 4V
2725	319801741030	10nF 50V Y5V 0603
2726	319801741030	10nF 50V Y5V 0603
2729	202055296448	1uF 10% 16V 0805
2730	319801741030	10nF 50V Y5V 0603
2901	319801633390	33pF 50V NP0 0603
2902	319801744740	470pF 5% 10V 0603
2904	319801744740	470pF 5% 10V 0603
2905	319801633390	33pF 50V NP0 0603
2907	319801744740	470pF 5% 10V 0603
2908	319801732240	220nF 20% 10V 0603
2913	319801732240	220nF 20% 10V 0603
2915	319803024790	47uF 20% 6.3V
2916	319803024790	47uF 20% 6.3V
3110	319802138220	8.2k Ohm 5% 0.062W 0603
3111	319802135620	5.6k Ohm 5% 0.062W 0603
3113	319802136820	6.8k Ohm 5% 0603
3115	319802133930	39k Ohm 5% 0.062W 0605
3117	319802132220	2.2k Ohm 5% 0603
3118	319802132220	2.2k Ohm 5% 0603
3119	319802132230	22k Ohm 5% 0603
3123	319802133310	330 Ohm 5% 0.062W 0603
3124	319802131010	100 Ohm 5% 0.062W 0603
3125	319802131510	150 Ohm 5% 0603
3126	319802131810	180 Ohm 5% 0.062W 0603
3127	319802135620	5.6k Ohm 5% 0.062W 0603
3133	212010894132	1 Ohm 1206
3134	212010894132	1 Ohm 1206
3135	319802131590	15 Ohm 5% 0.062W 0603
3136	232276260479	47Ohm 5% 2512
3137	232276260479	47Ohm 5% 2512
3140	319802131510	150 Ohm 5% 0603
3151	319802131010	100 Ohm 5% 0.062W 0603
3152	319802131010	100 Ohm 5% 0.062W 0603
3188	319802131830	18k Ohm 5% 0603
3193	319802132230	22k Ohm 5% 0603
3194	319802132230	22k Ohm 5% 0603
3195	319802131830	18k Ohm 5% 0603
3201	319802131010	100 Ohm 5% 0.062W 0603
3202	319802131010	100 Ohm 5% 0.062W 0603
3203	319802131520	1.5k Ohm 5% 0.062W 0603
3204	319802131520	1.5k Ohm 5% 0.062W 0603
3205	319802131010	100 Ohm 5% 0.062W 0603
3206	319802131010	100 Ohm 5% 0.062W 0603
3231	319802131020	1k Ohm 5% 0.062W 0603
3234	319802131010	100 Ohm 5% 0.062W 0603
3235	319802131010	100 Ohm 5% 0.062W 0603
3236	319802134790	47 Ohm 5% 0603
3240	319802131010	100 Ohm 5% 0.062W 0603
3246	319802131010	100 Ohm 5% 0.062W 0603
3300	319802131220	1.2k Ohm 5% 0.062W 0603
3303	319802131010	100 Ohm 5% 0.062W 0603
3306	319802131020	1k Ohm 5% 0.062W 0603
3310	319802131020	1k Ohm 5% 0.062W 0603
3313	319802133310	330 Ohm 5% 0.062W 0603
3314	319802131030	10k Ohm 5% 0.062W 0603
3315	319802131010	100 Ohm 5% 0.062W 0603
3316	319802131030	10k Ohm 5% 0.062W 0603
3317	319802133310	330 Ohm 5% 0.062W 0603
3318	319802131010	100 Ohm 5% 0.062W 0603
3319	319802131030	10k Ohm 5% 0.062W 0603
3320	319802131010	100 Ohm 5% 0.062W 0603
3322	319802131010	100 Ohm 5% 0.062W 0603

Item	Philips 12NC	Description
3323	319802131010	100 Ohm 5% 0.062W 0603
3324	319802131030	10k Ohm 5% 0.062W 0603
3325	319802131030	10k Ohm 5% 0.062W 0603
3329	319802131010	100 Ohm 5% 0.062W 0603
3336	319802131010	100 Ohm 5% 0.062W 0603
3338	319802131010	100 Ohm 5% 0.062W 0603
3339	319802131010	100 Ohm 5% 0.062W 0603
3340	319802131010	100 Ohm 5% 0.062W 0603
3341	319802131010	100 Ohm 5% 0.062W 0603
3343	319802131010	100 Ohm 5% 0.062W 0603
3345	319802131010	100 Ohm 5% 0.062W 0603
3346	319802131010	100 Ohm 5% 0.062W 0603
3347	319802131030	10k Ohm 5% 0.062W 0603
3348	319802134790	47 Ohm 5% 0603
3349	319802131030	10k Ohm 5% 0.062W 0603
3350	319802131030	10k Ohm 5% 0.062W 0603
3351	319802133320	3.3k Ohm 5% 0.062W 0603
3352	319802133320	3.3k Ohm 5% 0.062W 0603
3353	319802131030	10k Ohm 5% 0.062W 0603
3354	319802131010	100 Ohm 5% 0.062W 0603
3355	319802131010	100 Ohm 5% 0.062W 0603
3357	319802131010	100 Ohm 5% 0.062W 0603
3359	319802134720	4.7k Ohm 5% 0603
3360	319802134720	4.7k Ohm 5% 0603
3361	319802133320	3.3k Ohm 5% 0.062W 0603
3362	319802133320	3.3k Ohm 5% 0.062W 0603
3380	319802131010	100 Ohm 5% 0.062W 0603
3382	319802131010	100 Ohm 5% 0.062W 0603
3384	319802132290	22 Ohm 5% 0603
3386	319802131010	100 Ohm 5% 0.062W 0603
3387	319802131010	100 Ohm 5% 0.062W 0603
3388	319802131010	100 Ohm 5% 0.062W 0603
3389	319802134790	47 Ohm 5% 0603
3390	319802134790	47 Ohm 5% 0603
3391	319802134790	47 Ohm 5% 0603
3393	319802131530	15k Ohm 5% 0603
3395	319802131520	1.5k Ohm 5% 0.062W 0603
3396	319802131020	1k Ohm 5% 0.062W 0603
3397	319802134730	47k Ohm 5% 0603
3398	319802131040	100k Ohm 5% 0.062W 0603
3399	319802131030	10k Ohm 5% 0.062W 0603
3402	212010894132	1 Ohm 1206
3410	319802131010	100 Ohm 5% 0.062W 0603
3411	319802131010	100 Ohm 5% 0.062W 0603
3417	319802131010	100 Ohm 5% 0.062W 0603
3418	319802131010	100 Ohm 5% 0.062W 0603
3419	319802131010	100 Ohm 5% 0.062W 0603
3420	319802131010	100 Ohm 5% 0.062W 0603
3500	319802131510	150 Ohm 5% 0603
3502	319802131510	150 Ohm 5% 0603
3503	319802131510	150 Ohm 5% 0603
3506	319802131510	150 Ohm 5% 0603
3507	319802131510	150 Ohm 5% 0603
3508	319802133330	33k Ohm 5% 0.062W 0603
3510	319802131510	150 Ohm 5% 0603
3511	319802133330	33k Ohm 5% 0.062W 0603
3512	319802131510	150 Ohm 5% 0603
3513	319802133330	33k Ohm 5% 0.062W 0603
3514	319802131510	150 Ohm 5% 0603
3515	319802133330	33k Ohm 5% 0.062W 0603
3516	319802131010	100 Ohm 5% 0.062W 0603
3517	319802137590	75 Ohm 5% 0603
3518	319802132730	27k Ohm 5% 0603
3519	319802131590	15 Ohm 5% 0.062W 0603
3520	319802136820	6.8k Ohm 5% 0603
3521	319802131020	1k Ohm 5% 0.062W 0603
3522	319802136890	68 Ohm 5% 0.062W 0603
3523	319802131010	100 Ohm 5% 0.062W 0603
3524	319802131590	15 Ohm 5% 0.062W 0603
3525	319802131020	1k Ohm 5% 0.062W 0603
3526	319802137590	75 Ohm 5% 0603
3528	319802131010	100 Ohm 5% 0.062W 0603
3529	319802131010	100 Ohm 5% 0.062W 0603
3530	319802137590	75 Ohm 5% 0603

Item	Philips 12NC	Description
3531	319802137590	75 Ohm 5% 0603
3532	319802131020	1k Ohm 5% 0.062W 0603
3533	319802137590	75 Ohm 5% 0603
3535	319802136890	68 Ohm 5% 0.062W 0603
3536	319802131020	1k Ohm 5% 0.062W 0603
3537	319802131020	1k Ohm 5% 0.062W 0603
3538	319802134720	4.7k Ohm 5% 0603
3540	319802134720	4.7k Ohm 5% 0603
3545	319802131010	100 Ohm 5% 0.062W 0603
3546	319802137590	75 Ohm 5% 0603
3550	319802132730	27k Ohm 5% 0603
3551	319802136820	6.8k Ohm 5% 0603
3552	319802131010	100 Ohm 5% 0.062W 0603
3553	319802137590	75 Ohm 5% 0603
3554	319802136890	68 Ohm 5% 0.062W 0603
3555	319802136890	68 Ohm 5% 0.062W 0603
3600	319802131010	100 Ohm 5% 0.062W 0603
3601	319802137590	75 Ohm 5% 0603
3602	319802131010	100 Ohm 5% 0.062W 0603
3603	319802137590	75 Ohm 5% 0603
3604	319802137590	75 Ohm 5% 0603
3605	319802137590	75 Ohm 5% 0603
3607	319802131510	150 Ohm 5% 0603
3608	319802133330	33k Ohm 5% 0.062W 0603
3609	319802137590	75 Ohm 5% 0603
3611	319802131510	150 Ohm 5% 0603
3612	319802133330	33k Ohm 5% 0.062W 0603
3617	319802133390	33 Ohm 5% 0.062W 0603
3618	319802133390	33 Ohm 5% 0.062W 0603
3619	319802133390	33 Ohm 5% 0.062W 0603
3620	319802134720	4.7k Ohm 5% 0603
3700	319802131030	10k Ohm 5% 0.062W 0603
3701	319802131030	10k Ohm 5% 0.062W 0603
3702	319802131030	10k Ohm 5% 0.062W 0603
3703	319802131030	10k Ohm 5% 0.062W 0603
3713	319802131810	180 Ohm 5% 0.062W 0603
3714	319802131810	180 Ohm 5% 0.062W 0603
3720	319802132290	22 Ohm 5% 0603
3721	319802131810	180 Ohm 5% 0.062W 0603
3722	319802132290	22 Ohm 5% 0603
3723	319802132290	22 Ohm 5% 0603
3724	319802131810	180 Ohm 5% 0.062W 0603
3725	319802132290	22 Ohm 5% 0603
3726	319802132290	22 Ohm 5% 0603
3727	319802131810	180 Ohm 5% 0.062W 0603
3728	319802132290	22 Ohm 5% 0603
3729	319802132290	22 Ohm 5% 0603
3730	319802131810	180 Ohm 5% 0.062W 0603
3731	319802132290	22 Ohm 5% 0603
3732	319802132290	22 Ohm 5% 0603
3733	319802131810	180 Ohm 5% 0.062W 0603
3734	319802132290	22 Ohm 5% 0603
3735	319802132290	22 Ohm 5% 0603
3736	319802131810	180 Ohm 5% 0.062W 0603
3737	319802132290	22 Ohm 5% 0603
3738	319802132290	22 Ohm 5% 0603
3739	319802131810	180 Ohm 5% 0.062W 0603
3740	319802132290	22 Ohm 5% 0603
3741	319802132290	22 Ohm 5% 0603
3742	319802131810	180 Ohm 5% 0.062W 0603
3743	319802132290	22 Ohm 5% 0603
3744	319802132290	22 Ohm 5% 0603
3745	319802131810	180 Ohm 5% 0.062W 0603
3746	319802132290	22 Ohm 5% 0603
3747	319802132290	22 Ohm 5% 0603
3748	319802131810	180 Ohm 5% 0.062W 0603
3749	319802132290	22 Ohm 5% 0603
3750	319802132290	22 Ohm 5% 0603
3751	319802132290	22 Ohm 5% 0603
3752	319802132290	22 Ohm 5% 0603
3753	319802132290	22 Ohm 5% 0603
3901	319802134730	47k Ohm 5% 0603
3902	232270260124	120k Ohm 5% 0603
3904	319802133390	33 Ohm 5% 0.062W 0603

Item	Philips 12NC	Description
3905	319802134730	47k Ohm 5% 0603
3906	319802131040	100k Ohm 5% 0.062W 0603
3907	319802131040	100k Ohm 5% 0.062W 0603
3908	232270260124	120k Ohm 5% 0603
3910	319802133390	33 Ohm 5% 0.062W 0603
3911	319802131030	10k Ohm 5% 0.062W 0603
3912	319802131030	10k Ohm 5% 0.062W 0603
3913	319802131020	1k Ohm 5% 0.062W 0603
3914	319802131020	1k Ohm 5% 0.062W 0603
3915	319802131020	1k Ohm 5% 0.062W 0603
3916	319802131020	1k Ohm 5% 0.062W 0603
3917	319802131020	1k Ohm 5% 0.062W 0603
3918	319802131020	1k Ohm 5% 0.062W 0603
3942	319802131030	10k Ohm 5% 0.062W 0603
3943	319802132230	22k Ohm 5% 0603
4112	319802190030	Jumper 0603
4115	319802190030	Jumper 0603
4116	319802190030	Jumper 0603
4117	319802190030	Jumper 0603
4118	319802190030	Jumper 0603
4119	319802190030	Jumper 0603
4123	319802190030	Jumper 0603
4124	319802190030	Jumper 0603
4125	319802190030	Jumper 0603
4201	319802190030	Jumper 0603
4204	319802190030	Jumper 0603
4205	319802190030	Jumper 0603
4309	319802190030	Jumper 0603
4310	319802190030	Jumper 0603
4316	319802190030	Jumper 0603
4326	319802190030	Jumper 0603
4401	319802190030	Jumper 0603
4402	319802190030	Jumper 0603
4409	319802190030	Jumper 0603
4410	319802190030	Jumper 0603
4412	319802190030	Jumper 0603
4602	319802190030	Jumper 0603
4700	319802190030	Jumper 0603
4703	319802190030	Jumper 0603
4704	319802190030	Jumper 0603
4705	319802190030	Jumper 0603
4706	319802190030	Jumper 0603
4707	319802190030	Jumper 0603
4708	319802190030	Jumper 0603
4709	319802190030	Jumper 0603
4710	319802190030	Jumper 0603
4711	319802190030	Jumper 0603
4712	319802190030	Jumper 0603
4713	319802190030	Jumper 0603
4714	319802190030	Jumper 0603
4715	319802190030	Jumper 0603
4716	319802190030	Jumper 0603
4717	319802190030	Jumper 0603
4718	319802190030	Jumper 0603
4719	319802190030	Jumper 0603
4720	319802190030	Jumper 0603
4721	319802190030	Jumper 0603
4722	319802190030	Jumper 0603
4723	319802190030	Jumper 0603
4724	319802190030	Jumper 0603
4725	319802190030	Jumper 0603
4726	319802190030	Jumper 0603
5111	242253601057	0.39uH 5% 0603
5112	242254901582	Bead 0603 33R at 100MHz
5114	242253601521	Ind. 10uH 10% 1207
5115	242253601521	Ind. 10uH 10% 1207
5118	242254901582	Bead 0603 33R at 100MHz
5120	319801890030	120 Ohm 100MHz 0603
5121	319801890030	120 Ohm 100MHz 0603
5201	242254901582	Bead 0603 33R at 100MHz
5202	242254943769	ind. 100MHz 30Ohm
5301	242254942979	Ind. 100MHz 60Ohm 0603
5302	242254942979	Ind. 100MHz 60Ohm 0603
5304	242254901582	Bead 0603 33R at 100MHz

Item	Philips 12NC	Description
5306	242254943276	Ind. 100MHz 30 Ohm 0603
5401	319801890030	120 Ohm 100MHz 0603
5402	319801890030	120 Ohm 100MHz 0603
5403	319801862290	22uH 5% 1008
5601	242254901582	Bead 0603 33R at 100MHz
5700	242254901582	Bead 0603 33R at 100MHz
5701	242254901582	Bead 0603 33R at 100MHz
5702	242254901582	Bead 0603 33R at 100MHz
5703	242254901582	Bead 0603 33R at 100MHz
5704	242254901582	Bead 0603 33R at 100MHz
5705	242254901582	Bead 0603 33R at 100MHz
6103	932210737685	1SS356
6110	319801010630	BAS316
6301	319801010630	BAS316
6306	934058419115	PESD3V3L1BA
6307	934058419115	PESD3V3L1BA
6318	319802058280	BZX384-C8V2
6512	932220595685	1N4148WS-V
6513	932220595685	1N4148WS-V
6919	319801010630	BAS316
7109	319801042030	BC847B
7111	933715320118	74HCT4053D (PHSE
7113	935272371118	TDA9886T/V4
7114	319801042030	BC847B
7133	932210447668	L78M05CDT
7134	319801042030	BC847B
7201	932221001668	EPCS4SI8N
7302	935275998118	PCA9515ADP
7303	935275998118	PCA9515ADP
7308	319801042310	BC847BW
7310		For SW see item 0815
7311	932224553671	M30300SAGP
7312	932222946685	BD45275G
7314	319801042310	BC847BW
7317	319801042310	BC847BW
7322	319801044110	PDTC114ET
7323	932224685685	NL27WZ08USG
7410	932219811685	L78L08ACU
7411	932225185671	MSP4450K-VK-E8-001
7500	319801042030	BC847B
7502	319801042320	BC857BW
7503	319801042030	BC847B
7504	319801042320	BC857BW
7601	935277231125	74LVC1G3157GW
7603	319801044110	PDTC114ET
7700	932224397671	EP2C5F256C7N
7901	932218305668	TS482ID
7902	319801042320	BC857BW
7911	319801042310	BC847BW
7912	319801042310	BC847BW
7913	319801042310	BC847BW
7914	319801042310	BC847BW
7915	319801042310	BC847BW
7916	319801042310	BC847BW
7922	319801042310	BC847BW
1A01	242202518123	Conn. 4p m 2.00 Wh
1A02	242202518122	Conn. 3p m 2.00 Wh
1A03	242202518122	Conn. 3p m 2.00 Wh
1B12	242202518125	Conn. 6p m 2.00 Wh
1B13	242202518127	Conn. 8p m 2.00 Wh
1C24	242254301624	Xtal 24MHz 18pF NX5032
1J14	242202605905	Sock. Phone 1p f 3.5
1K00	242202520413	Sock. PCMCIA 68p f 1.27
1L20	242202518126	Conn. 7p m 2.00 Wh
1M02	242203300618	Sock. HDMI 19p f SM
1M03	242203300618	Sock. HDMI 19p f SM
1N01	242202520569	Conn. 21p f 0.5
1N02	242254301517	Xtal 28M322 18pF NX5032
1R01	242202520345	Conn. 41p f 1.00 FX15S
1R02	242254945325	Bead 67 Ohm at 100MHz
1R03	242254945325	Bead 67 Ohm at 100MHz
1R04	242254945325	Bead 67 Ohm at 100MHz
1R05	242254945325	Bead 67 Ohm at 100MHz
1R06	242254945325	Bead 67 Ohm at 100MHz

Item	Philips 12NC	Description
1R08	242254945325	Bead 67 Ohm at 100MHz
1R09	242254945325	Bead 67 Ohm at 100MHz
1R10	242254945325	Bead 67 Ohm at 100MHz
1R11	242254945325	Bead 67 Ohm at 100MHz
1R12	242254945325	Bead 67 Ohm at 100MHz
2A01	319801731040	100nF 16V 0603
2A02	319801731040	100nF 16V 0603
2A04	202002100215	220uF 20% 25V
2A08	202002100215	220uF 20% 25V
2A09	319801731040	100nF 16V 0603
2A10	319801731040	100nF 16V 0603
2A11	319802751080	1uF 10V X5R 0603
2A12	319801632210	220pF 10% 50V 0603
2A13	319801742240	220nF 16V Y5V 0603
2A14	202055200247	470nF 10% 25V 0603
2A15	319802751080	1uF 10V X5R 0603
2A16	319802751080	1uF 10V X5R 0603
2A17	319801631020	1nF 25V 0603
2A18	319801631020	1nF 25V 0603
2A19	319801632210	220pF 10% 50V 0603
2A20	319802751080	1uF 10V X5R 0603
2A21	319801631020	1nF 25V 0603
2A22	319801731040	100nF 16V 0603
2A23	319801631020	1nF 25V 0603
2A24	319801731040	100nF 16V 0603
2A25	319801731530	15nF 50V 0603
2A26	319801742240	220nF 16V Y5V 0603
2A27	319801731530	15nF 50V 0603
2A28	202055200247	470nF 10% 25V 0603
2A29	319801731040	100nF 16V 0603
2A30	319801731040	100nF 16V 0603
2A31	319801631020	1nF 25V 0603
2A32	319801631020	1nF 25V 0603
2A33	319801731040	100nF 16V 0603
2A34	319801731040	100nF 16V 0603
2A35	319801631020	1nF 25V 0603
2A36	319801631020	1nF 25V 0603
2A37	319801742240	220nF 16V Y5V 0603
2A38	319801742240	220nF 16V Y5V 0603
2A40	202055200247	470nF 10% 25V 0603
2A41	319802751080	1uF 10V X5R 0603
2A45	319801631020	1nF 25V 0603
2A46	319802444730	47nF Y5V 50V 0603
2A47	319802444730	47nF Y5V 50V 0603
2A51	319801731020	1nF 50V 0603
2A53	319801731020	1nF 50V 0603
2B06	319801731020	1nF 50V 0603
2B10	319803041010	1005F 20% 16V
2B12	202055200211	22uF 10% 16V 1210
2B18	319803041090	10pF 20% 16V
2B21	319801731040	100nF 16V 0603
2B22	319803074780	4.7uF 20% 35V
2B24	319803044790	47pF 20% 16V SMD
2B25	319801732210	220pF 20% 50V 0603
2B26	319801732230	22nF 20% 25V 0603
2B27	319801731030	10nF 20% 50V 0603
2B65	319801731040	100nF 16V 0603
2B66	202001200003	4705F 16V 20% SMD
2B68	319801732210	220pF 20% 50V 0603
2C01	319801631890	18pF 1% 50V 0603
2C02	319801631890	18pF 1% 50V 0603
2C03	319802341040	100nF 10% 100V 0603
2C04	319802341040	100nF 10% 100V 0603
2C05	319802341040	100nF 10% 100V 0603
2C06	319802341040	100nF 10% 100V 0603
2C07	319802341040	100nF 10% 100V 0603
2C08	319802341040	100nF 10% 100V 0603
2C09	319802341040	100nF 10% 100V 0603
2C10	319802341040	100nF 10% 100V 0603
2C11	319802341040	100nF 10% 100V 0603
2C12	319802341040	100nF 10% 100V 0603
2C13	319802341040	100nF 10% 100V 0603
2C14	319802341040	100nF 10% 100V 0603
2C15	319802341040	100nF 10% 100V 0603

Item	Philips 12NC	Description
2C17	319802341040	100nF 10% 100V 0603
2C18	319802341040	100nF 10% 100V 0603
2C19	319802341040	100nF 10% 100V 0603
2C20	319802341040	100nF 10% 100V 0603
2C21	319802341040	100nF 10% 100V 0603
2C22	319801731040	100nF 16V 0603
2C23	202055200291	10uF 20% 6.3V 0603
2C24	319801731040	100nF 16V 0603
2C25	319801731040	100nF 16V 0603
2C26	319801731040	100nF 16V 0603
2C27	202055200291	10uF 20% 6.3V 0603
2C28	319801731040	100nF 16V 0603
2C29	202055200291	10uF 20% 6.3V 0603
2C30	319802341040	100nF 10% 100V 0603
2C81	223858615628	2.7nF 10% 50V 0603
2C82	223858615628	2.7nF 10% 50V 0603
2D02	319801731040	100nF 16V 0603
2D03	319801731040	100nF 16V 0603
2D04	319801731030	10nF 20% 50V 0603
2D08	319801731030	10nF 20% 50V 0603
2D09	319801731030	10nF 20% 50V 0603
2D10	319801731040	100nF 16V 0603
2D11	319801634710	470pF 10% 50V 0603
2D12	319801634710	470pF 10% 50V 0603
2D14	319801731030	10nF 20% 50V 0603
2D18	202055200291	10uF 20% 6.3V 0603
2D31	319801731040	100nF 16V 0603
2D32	319801731040	100nF 16V 0603
2D33	319801731040	100nF 16V 0603
2D34	319801731040	100nF 16V 0603
2D37	319801731040	100nF 16V 0603
2D38	319801731040	100nF 16V 0603
2D39	319801731040	100nF 16V 0603
2D43	319801634710	470pF 10% 50V 0603
2D46	202055200291	10uF 20% 6.3V 0603
2D57	319801731030	10nF 20% 50V 0603
2D58	319801731030	10nF 20% 50V 0603
2D59	319801731030	10nF 20% 50V 0603
2D60	319801634710	470pF 10% 50V 0603
2D71	319803022290	ELCAP 6V3 22UF
2D72	319801731030	10nF 20% 50V 0603
2E01	202055200291	10uF 20% 6.3V 0603
2E02	319801731040	100nF 16V 0603
2E03	202055200291	10uF 20% 6.3V 0603
2E04	319801731040	100nF 16V 0603
2E05	202055200291	10uF 20% 6.3V 0603
2E06	319801731040	100nF 16V 0603
2E07	319801731040	100nF 16V 0603
2E08	319801731040	100nF 16V 0603
2E09	319801731040	100nF 16V 0603
2E10	202055200291	10uF 20% 6.3V 0603
2E11	319801731040	100nF 16V 0603
2E12	202055200291	10uF 20% 6.3V 0603
2E13	319801631010	100pF 10% 50V 0603
2E14	319801631010	100pF 10% 50V 0603
2E15	319801631010	100pF 10% 50V 0603
2E16	319801631010	100pF 10% 50V 0603
2E17	319801631010	100pF 10% 50V 0603
2E18	319801631010	100pF 10% 50V 0603
2E19	319801731040	100nF 16V 0603
2E20	202055200291	10uF 20% 6.3V 0603
2E21	319801731040	100nF 16V 0603
2E22	202055200291	10uF 20% 6.3V 0603
2E23	319801731040	100nF 16V 0603
2E24	202055200291	10uF 20% 6.3V 0603
2E25	319801731040	100nF 16V 0603
2E26	202055200291	10uF 20% 6.3V 0603
2E27	319801731040	100nF 16V 0603
2E28	202055200291	10uF 20% 6.3V 0603
2E29	319801731040	100nF 16V 0603
2E30	202055200291	10uF 20% 6.3V 0603
2E31	319801731040	100nF 16V 0603
2E32	202055200291	10uF 20% 6.3V 0603
2E33	319801731040	100nF 16V 0603

Item	Philips 12NC	Description
2E34	202055200291	10uF 20% 6.3V 0603
2E35	319801731040	100nF 16V 0603
2E36	319801731040	100nF 16V 0603
2E37	319801731040	100nF 16V 0603
2E38	319801731040	100nF 16V 0603
2E39	319801731040	100nF 16V 0603
2E40	319801731040	100nF 16V 0603
2E41	319801731040	100nF 16V 0603
2E42	319801731040	100nF 16V 0603
2E43	202055200291	10uF 20% 6.3V 0603
2E44	319801731040	100nF 16V 0603
2E45	319801731040	100nF 16V 0603
2E46	319801731040	100nF 16V 0603
2E47	319801731040	100nF 16V 0603
2E48	202055200291	10uF 20% 6.3V 0603
2E49	319801731040	100nF 16V 0603
2E50	319801731040	100nF 16V 0603
2E51	319801731040	100nF 16V 0603
2E52	319801731040	100nF 16V 0603
2E53	319801731040	100nF 16V 0603
2E54	319801731040	100nF 16V 0603
2E55	319801731040	100nF 16V 0603
2E56	319801731040	100nF 16V 0603
2E57	202055200291	10uF 20% 6.3V 0603
2E58	319801731040	100nF 16V 0603
2E66	202055200291	10uF 20% 6.3V 0603
2E67	319801731040	100nF 16V 0603
2E68	319802702290	22uF 10% 6.3V 0805
2E69	319801731040	100nF 16V 0603
2E70	319802702290	22uF 10% 6.3V 0805
2E71	319802702290	22uF 10% 6.3V 0805
2E72	319801731040	100nF 16V 0603
2E75	319801634710	470pF 10% 50V 0603
2E76	319801634710	470pF 10% 50V 0603
2F10	319801731040	100nF 16V 0603
2F11	319803044790	47pF 20% 16V SMD
2F12	319801731040	100nF 16V 0603
2F13	319801731040	100nF 16V 0603
2F14	319801731040	100nF 16V 0603
2F15	319801731040	100nF 16V 0603
2F16	319801731040	100nF 16V 0603
2F17	319801731040	100nF 16V 0603
2F18	319801731040	100nF 16V 0603
2F19	319801731040	100nF 16V 0603
2F20	319801731040	100nF 16V 0603
2F21	319803044790	47pF 20% 16V SMD
2F22	319801731040	100nF 16V 0603
2F23	319801731040	100nF 16V 0603
2F24	319801731040	100nF 16V 0603
2F25	319801731040	100nF 16V 0603
2F26	319801731040	100nF 16V 0603
2F27	319801731040	100nF 16V 0603
2F28	319801731040	100nF 16V 0603
2F29	319801731040	100nF 16V 0603
2F30	319801731040	100nF 16V 0603
2F31	319801731040	100nF 16V 0603
2F32	319801731040	100nF 16V 0603
2F33	319801631090	10pF 10% 50V 0603
2G02	319803041090	10pF 20% 16V
2G03	319801731040	100nF 16V 0603
2G04	319801731040	100nF 16V 0603
2G05	319801731040	100nF 16V 0603
2G06	319801731040	100nF 16V 0603
2G07	319801731040	100nF 16V 0603
2G08	319801731040	100nF 16V 0603
2G09	319801731040	100nF 16V 0603
2G10	319801731040	100nF 16V 0603
2G11	319801731040	100nF 16V 0603
2G12	319801731040	100nF 16V 0603
2G13	319801731040	100nF 16V 0603
2G14	319801731040	100nF 16V 0603
2G15	319801731040	100nF 16V 0603
2G16	319801731040	100nF 16V 0603
2G17	319803041090	10pF 20% 16V

Item	Philips 12NC	Description
2G18	319803041090	10pF 20% 16V
2G19	319801731040	100nF 16V 0603
2G20	319801731040	100nF 16V 0603
2G21	319801731040	100nF 16V 0603
2G22	319803041090	10pF 20% 16V
2G23	319803041090	10pF 20% 16V
2G24	319803041090	10pF 20% 16V
2G32	319801731040	100nF 16V 0603
2G33	319803041090	10pF 20% 16V
2H03	319801731040	100nF 16V 0603
2H04	319801731040	100nF 16V 0603
2H06	319803041090	10pF 20% 16V
2H07	319803041090	10pF 20% 16V
2H08	319801731040	100nF 16V 0603
2H09	319801731040	100nF 16V 0603
2H10	319801731040	100nF 16V 0603
2H11	319801731040	100nF 16V 0603
2H12	319801731040	100nF 16V 0603
2H13	319801731040	100nF 16V 0603
2H14	319801732240	220nF 20% 10V 0603
2H15	319801732240	220nF 20% 10V 0603
2J01	319803041090	10pF 20% 16V
2J02	319801731040	100nF 16V 0603
2J04	319803042290	22uF 20% 16V
2J05	319803041010	1005F 20% 16V
2J06	319801731040	100nF 16V 0603
2J62	319801636890	CER1 0603 NP0 50V 68P
2J63	319801631810	180pF 10% 50V 0603
2J66	319801631810	180pF 10% 50V 0603
2J67	319801636890	CER1 0603 NP0 50V 68P
2J69	319801631810	180pF 10% 50V 0603
2J70	319801636890	CER1 0603 NP0 50V 68P
2J72	319801631810	180pF 10% 50V 0603
2J73	319801636890	CER1 0603 NP0 50V 68P
2K00	319801731040	100nF 16V 0603
2K01	319801731040	100nF 16V 0603
2K02	319801731040	100nF 16V 0603
2K03	319801731040	100nF 16V 0603
2K04	319801731040	100nF 16V 0603
2K05	319801731040	100nF 16V 0603
2K06	319803041090	10pF 20% 16V
2K07	319803041090	10pF 20% 16V
2K08	319801731040	100nF 16V 0603
2K09	319801731040	100nF 16V 0603
2K10	319801731040	100nF 16V 0603
2K11	319803041090	10pF 20% 16V
2K12	319801731040	100nF 16V 0603
2K13	319803041090	10pF 20% 16V
2K14	319801731020	1nF 50V 0603
2K15	319801631010	100pF 10% 50V 0603
2K16	319801734730	47nF 10% 16V 0603
2K17	319801734730	47nF 10% 16V 0603
2L24	319801732240	220nF 20% 10V 0603
2L25	319801732240	220nF 20% 10V 0603
2M01	202055200291	10uF 20% 6.3V 0603
2M02	202055200291	10uF 20% 6.3V 0603
2M03	319801731040	100nF 16V 0603
2M04	319801731040	100nF 16V 0603
2M05	319801731040	100nF 16V 0603
2M06	319801731040	100nF 16V 0603
2M07	202055200291	10uF 20% 6.3V 0603
2M08	202055200291	10uF 20% 6.3V 0603
2M09	319801731040	100nF 16V 0603
2M10	319801731040	100nF 16V 0603
2M11	319803041010	1005F 20% 16V
2M12	319801731040	100nF 16V 0603
2M15	202055200291	10uF 20% 6.3V 0603
2M16	319801731040	100nF 16V 0603
2M17	319801731040	100nF 16V 0603
2M19	319801731040	100nF 16V 0603
2M20	319801731040	100nF 16V 0603
2M21	319801731040	100nF 16V 0603
2N03	319803024790	47uF 20% 6.3V
2N04	319801731040	100nF 16V 0603

Item	Philips 12NC	Description
2N05	319801731040	100nF 16V 0603
2N06	319803024790	47uF 20% 6.3V
2N07	319801731030	10nF 20% 50V 0603
2N08	319801731030	10nF 20% 50V 0603
2N09	202055200291	10uF 20% 6.3V 0603
2N10	202055200291	10uF 20% 6.3V 0603
2N11	319803024790	47uF 20% 6.3V
2N12	319801731040	100nF 16V 0603
2N13	319801631890	18pF 1% 50V 0603
2N14	319801631890	18pF 1% 50V 0603
2N15	319801631020	1nF 25V 0603
2N16	319801731040	100nF 16V 0603
2N17	319802341040	100nF 10% 100V 0603
2N18	319801731020	1nF 50V 0603
2N20	319802341040	100nF 10% 100V 0603
2N25	319801631020	1nF 25V 0603
2N26	319801731020	1nF 50V 0603
2N27	319802341040	100nF 10% 100V 0603
2N28	319801731020	1nF 50V 0603
2N29	319801731020	1nF 50V 0603
2N30	319802341040	100nF 10% 100V 0603
2N31	319801731020	1nF 50V 0603
2N32	319801731020	1nF 50V 0603
2N33	319802341040	100nF 10% 100V 0603
2N34	319801731020	1nF 50V 0603
2N35	319802341040	100nF 10% 100V 0603
2N36	319801731040	100nF 16V 0603
2N37	319802341040	100nF 10% 100V 0603
2N38	319801731020	1nF 50V 0603
2N39	319801731020	1nF 50V 0603
2N40	319802341040	100nF 10% 100V 0603
2N41	319801731020	1nF 50V 0603
2N42	319801731020	1nF 50V 0603
2N43	319801731020	1nF 50V 0603
2N44	319801731040	100nF 16V 0603
2N45	319801731020	1nF 50V 0603
2N46	319801731020	1nF 50V 0603
2N47	319801731040	100nF 16V 0603
2N48	319801731020	1nF 50V 0603
2N49	319801631020	1nF 25V 0603
2N50	319802341040	100nF 10% 100V 0603
2N51	319801731020	1nF 50V 0603
2N52	319801731020	1nF 50V 0603
2N53	319801731040	100nF 16V 0603
2N54	319801631020	1nF 25V 0603
2N55	319801731020	1nF 50V 0603
2N56	319802341040	100nF 10% 100V 0603
2N58	319801731020	1nF 50V 0603
2N59	319801731020	1nF 50V 0603
2N60	319801731020	1nF 50V 0603
2N61	319801731020	1nF 50V 0603
2N62	319801731020	1nF 50V 0603
2N63	319801731020	1nF 50V 0603
2N64	319802341040	100nF 10% 100V 0603
2N66	319801731020	1nF 50V 0603
2N67	319801731040	100nF 16V 0603
2P07	319801731040	100nF 16V 0603
2P28	202055200211	22uF 10% 16V 1210
2P29	202055200211	22uF 10% 16V 1210
2P30	202055200211	22uF 10% 16V 1210
2P31	202055200169	1uF 25V Y5V 0603
2P32	319801733320	3.3nF 50V 0603
2P33	319801733320	3.3nF 50V 0603
2P34	202055200211	22uF 10% 16V 1210
2P35	319801731020	1nF 50V 0603
2P36	319801731040	100nF 16V 0603
2P37	319801733320	3.3nF 50V 0603
2P38	319801731020	1nF 50V 0603
2P39	319801731040	100nF 16V 0603
2P40	319801731040	100nF 16V 0603
2P41	319801731040	100nF 16V 0603
2P42	319801731040	100nF 16V 0603
2P43	319801733320	3.3nF 50V 0603
2P46	319803011010	100uF 20% 4V

Item	Philips 12NC	Description
2P48	319801631010	100pF 10% 50V 0603
2P49	319801631010	100pF 10% 50V 0603
2P52	319801731020	1nF 50V 0603
2P53	319801731020	1nF 50V 0603
2P54	319801731040	100nF 16V 0603
2P55	319803011010	100uF 20% 4V
2P56	319803011010	100uF 20% 4V
2P59	319803011010	100uF 20% 4V
2P61	202055200211	22uF 10% 16V 1210
2P68	319803011010	100uF 20% 4V
2P72	319803011010	100uF 20% 4V
2P73	319801732230	22nF 20% 25V 0603
2P78	202055200169	1uF 25V Y5V 0603
2R10	202055296448	1uF 10% 16V 0805
2R11	319803044790	47pF 20% 16V SMD
2R12	319801731040	100nF 16V 0603
3A01	212010894133	10 Ohm 5% 1206
3A02	212010894133	10 Ohm 5% 1206
3A03	319802131030	10k Ohm 5% 0.062W 0603
3A04	319802131230	12k Ohm 5% 0.062W 0603
3A05	232276260229	22 Ohm 5% 2512
3A06	319802131030	10k Ohm 5% 0.062W 0603
3A07	319802131030	10k Ohm 5% 0.062W 0603
3A08	319802131230	12k Ohm 5% 0.062W 0603
3A09	319802131090	TDA8932T/N1 IC
3A11	319802131030	10k Ohm 5% 0.062W 0603
3A12	319802131050	1M Ohm 5% 0603
3A13	319802133930	39k Ohm 5% 0.062W 0605
3A14	232276260229	22 Ohm 5% 2512
3A15	319802131050	1M Ohm 5% 0603
3A17	319802131090	TDA8932T/N1 IC
3A19	319802131030	10k Ohm 5% 0.062W 0603
3A26	319802134720	4.7k Ohm 5% 0603
3A27	319802132240	220k Ohm 5% 0603
3A28	319802132240	220k Ohm 5% 0603
3A29	319802134730	47k Ohm 5% 0603
3A30	319802134730	47k Ohm 5% 0603
3A31	319802131030	10k Ohm 5% 0.062W 0603
3B12	232270461502	1k5 1% 0603
3B17	319802136820	6.8k Ohm 5% 0603
3B18	319802136820	6.8k Ohm 5% 0603
3B19	319802136820	6.8k Ohm 5% 0603
3B65	319802134720	4.7k Ohm 5% 0603
3B66	232270461002	1k Ohm 1% 0603
3B68	319802131010	100 Ohm 5% 0.062W 0603
3C01	319802131050	1M Ohm 5% 0603
3C02	319802133390	33 Ohm 5% 0.062W 0603
3C03	319803111010	4*100 Ohm 5% 1206
3C04	319803111010	4*100 Ohm 5% 1206
3C05	319803111010	4*100 Ohm 5% 1206
3C06	319803111010	4*100 Ohm 5% 1206
3C08	319802131010	100 Ohm 5% 0.062W 0603
3C09	319802131010	100 Ohm 5% 0.062W 0603
3C10	319802132290	22 Ohm 5% 0603
3C19	232270464701	470 Ohm 1% 0603
3C20	319802131020	1k Ohm 5% 0.062W 0603
3C22	319802134720	4.7k Ohm 5% 0603
3C23	319802132210	220 Ohm 5% 0603
3C24	319802131010	100 Ohm 5% 0.062W 0603
3C25	319802131030	10k Ohm 5% 0.062W 0603
3C40	319802134720	4.7k Ohm 5% 0603
3C41	319802134720	4.7k Ohm 5% 0603
3C42	319802134720	4.7k Ohm 5% 0603
3D01	319803112290	4*22 Ohm 5% 1206
3D02	319803112290	4*22 Ohm 5% 1206
3D05	319803112290	4*22 Ohm 5% 1206
3D06	319803112290	4*22 Ohm 5% 1206
3D09	319802131590	15 Ohm 5% 0.062W 0603
3D10	232270465109	51 Ohm 1% 0603
3D11	319802131590	15 Ohm 5% 0.062W 0603
3D14	232270465109	51 Ohm 1% 0603
3D15	319802131020	1k Ohm 5% 0.062W 0603
3D16	319802131020	1k Ohm 5% 0.062W 0603
3D38	319802131590	15 Ohm 5% 0.062W 0603

Item	Philips 12NC	Description
3D40	319802131590	15 Ohm 5% 0.062W 0603
3D43	319803112290	4*22 Ohm 5% 1206
3D44	319803112290	4*22 Ohm 5% 1206
3D47	319803112290	4*22 Ohm 5% 1206
3D48	319803112290	4*22 Ohm 5% 1206
3E02	319802132290	22 Ohm 5% 0603
3E04	319802132290	22 Ohm 5% 0603
3E06	319802134720	4.7k Ohm 5% 0603
3E07	319802190030	Jumper 0603
3F10	319802134710	470 Ohm 5% 0603
3F11	319802136840	680k Ohm 5% 0.062W 0603
3F12	319802133310	330 Ohm 5% 0.062W 0603
3F13	319802132240	220k Ohm 5% 0603
3F14	319802133310	330 Ohm 5% 0.062W 0603
3F15	319802136840	680k Ohm 5% 0.062W 0603
3F16	319802133910	390 Ohm 5% 0.062W 0603
3F17	319802132240	220k Ohm 5% 0603
3F18	319802131030	10k Ohm 5% 0.062W 0603
3F19	319802134720	4.7k Ohm 5% 0603
3F20	319802134720	4.7k Ohm 5% 0603
3F21	319802133390	33 Ohm 5% 0.062W 0603
3F23	319802134720	4.7k Ohm 5% 0603
3F24	319802131040	100k Ohm 5% 0.062W 0603
3F25	319802131040	100k Ohm 5% 0.062W 0603
3F26	319802131020	1k Ohm 5% 0.062W 0603
3F28	319802131040	100k Ohm 5% 0.062W 0603
3F29	319802131040	100k Ohm 5% 0.062W 0603
3F30	319802133390	33 Ohm 5% 0.062W 0603
3F31	319803113390	4*33 Ohm 5% 1206
3F32	319803113390	4*33 Ohm 5% 1206
3F33	319802131030	10k Ohm 5% 0.062W 0603
3F34	319803113390	4*33 Ohm 5% 1206
3F40	319802131010	100 Ohm 5% 0.062W 0603
3F41	319802132720	2.7k Ohm 5% 0603
3F42	319802132720	2.7k Ohm 5% 0603
3F44	319802131010	100 Ohm 5% 0.062W 0603
3F46	319802131010	100 Ohm 5% 0.062W 0603
3F48	319802131010	100 Ohm 5% 0.062W 0603
3G11	319802131030	10k Ohm 5% 0.062W 0603
3G12	319802131030	10k Ohm 5% 0.062W 0603
3G16	319802131030	10k Ohm 5% 0.062W 0603
3G17	319802131030	10k Ohm 5% 0.062W 0603
3G19	319802131030	10k Ohm 5% 0.062W 0603
3G20	319802131030	10k Ohm 5% 0.062W 0603
3G28	319802131030	10k Ohm 5% 0.062W 0603
3G30	319802131030	10k Ohm 5% 0.062W 0603
3G31	319802131030	10k Ohm 5% 0.062W 0603
3G33	319802132290	22 Ohm 5% 0603
3G34	319802132290	22 Ohm 5% 0603
3G35	319802132290	22 Ohm 5% 0603
3G37	319802131030	10k Ohm 5% 0.062W 0603
3G38	319802131030	10k Ohm 5% 0.062W 0603
3G40	232270461202	1.2k Ohm 1%
3G41	319802131030	10k Ohm 5% 0.062W 0603
3G43	319802131010	100 Ohm 5% 0.062W 0603
3G44	319802131010	100 Ohm 5% 0.062W 0603
3G46	319802131010	100 Ohm 5% 0.062W 0603
3G47	319802131010	100 Ohm 5% 0.062W 0603
3G48	319802133390	33 Ohm 5% 0.062W 0603
3G54	319802131030	10k Ohm 5% 0.062W 0603
3G56	319803113390	4*33 Ohm 5% 1206
3G57	319803113390	4*33 Ohm 5% 1206
3G58	319803113390	4*33 Ohm 5% 1206
3G59	319803113390	4*33 Ohm 5% 1206
3G60	319802133390	33 Ohm 5% 0.062W 0603
3G61	319802133390	33 Ohm 5% 0.062W 0603
3G62	319802133390	33 Ohm 5% 0.062W 0603
3G63	319802131030	10k Ohm 5% 0.062W 0603
3H00	319802133320	3.3k Ohm 5% 0.062W 0603
3H05	319802131030	10k Ohm 5% 0.062W 0603
3H09	319802131010	100 Ohm 5% 0.062W 0603
3H10	319802131010	100 Ohm 5% 0.062W 0603
3H11	319802131030	10k Ohm 5% 0.062W 0603
3H12	319802133320	3.3k Ohm 5% 0.062W 0603

Item	Philips 12NC	Description
3H13	319802133320	3.3k Ohm 5% 0.062W 0603
3H14	212010894132	1 Ohm 1206
3J01	319802132230	22k Ohm 5% 0603
3J02	319802131230	12k Ohm 5% 0.062W 0603
3J03	319802131010	100 Ohm 5% 0.062W 0603
3J59	319802131810	180 Ohm 5% 0.062W 0603
3J60	319802134790	47 Ohm 5% 0603
3J61	319802131810	180 Ohm 5% 0.062W 0603
3J62	319802134790	47 Ohm 5% 0603
3J63	319802131810	180 Ohm 5% 0.062W 0603
3J64	319802134790	47 Ohm 5% 0603
3J65	319802131810	180 Ohm 5% 0.062W 0603
3J66	319802134790	47 Ohm 5% 0603
3K00	319802131010	100 Ohm 5% 0.062W 0603
3K01	319802131010	100 Ohm 5% 0.062W 0603
3K02	319803113390	4*33 Ohm 5% 1206
3K03	319803113390	4*33 Ohm 5% 1206
3K04	319802131030	10k Ohm 5% 0.062W 0603
3K05	319803113390	4*33 Ohm 5% 1206
3K06	319802131030	10k Ohm 5% 0.062W 0603
3K07	319802131030	10k Ohm 5% 0.062W 0603
3K08	319802131030	10k Ohm 5% 0.062W 0603
3K09	319802131030	10k Ohm 5% 0.062W 0603
3K10	319802131030	10k Ohm 5% 0.062W 0603
3K11	319802131030	10k Ohm 5% 0.062W 0603
3K12	319802131030	10k Ohm 5% 0.062W 0603
3K13	232270462002	2k Ohm 1% 0603
3K15	319802131030	10k Ohm 5% 0.062W 0603
3K16	319802131030	10k Ohm 5% 0.062W 0603
3K17	319802131030	10k Ohm 5% 0.062W 0603
3K18	319802131030	10k Ohm 5% 0.062W 0603
3K19	319802131030	10k Ohm 5% 0.062W 0603
3K20	319802131030	10k Ohm 5% 0.062W 0603
3K21	319802131030	10k Ohm 5% 0.062W 0603
3K22	319802131030	10k Ohm 5% 0.062W 0603
3K23	319803113390	4*33 Ohm 5% 1206
3K24	319803113390	4*33 Ohm 5% 1206
3K25	319802133390	33 Ohm 5% 0.062W 0603
3K26	319802133390	33 Ohm 5% 0.062W 0603
3K27	319802134790	47 Ohm 5% 0603
3K28	319802134790	47 Ohm 5% 0603
3K29	319802134790	47 Ohm 5% 0603
3K30	319802134790	47 Ohm 5% 0603
3K31	319802134790	47 Ohm 5% 0603
3K32	319802134790	47 Ohm 5% 0603
3K33	319802134790	47 Ohm 5% 0603
3K34	319803114790	4*47 Ohm 5% 1206
3K38	319802134790	47 Ohm 5% 0603
3K39	319802134790	47 Ohm 5% 0603
3K40	319802134790	47 Ohm 5% 0603
3K41	319802134790	47 Ohm 5% 0603
3K42	319802134790	47 Ohm 5% 0603
3K43	319802134790	47 Ohm 5% 0603
3K44	319802134790	47 Ohm 5% 0603
3K45	319802134790	47 Ohm 5% 0603
3K46	319802134790	47 Ohm 5% 0603
3K47	319802134790	47 Ohm 5% 0603
3K48	319802134790	47 Ohm 5% 0603
3K49	319802133390	33 Ohm 5% 0.062W 0603
3K50	319802133390	33 Ohm 5% 0.062W 0603
3K51	319802134720	4.7k Ohm 5% 0603
3K52	319802134720	4.7k Ohm 5% 0603
3L01	319802134720	4.7k Ohm 5% 0603
3L02	319802131010	100 Ohm 5% 0.062W 0603
3L03	319802131030	10k Ohm 5% 0.062W 0603
3L04	319802131520	1.5k Ohm 5% 0.062W 0603
3L05	319802131010	100 Ohm 5% 0.062W 0603
3L10	212010894132	1 Ohm 1206
3L11	319802131010	100 Ohm 5% 0.062W 0603
3L15	319802133310	330 Ohm 5% 0.062W 0603
3L16	319802131020	1k Ohm 5% 0.062W 0603
3L17	319802131010	100 Ohm 5% 0.062W 0603
3L22	319802190030	Jumper 0603
3L23	319802190030	Jumper 0603

Item	Philips 12NC	Description
3L28	319802134720	4.7k Ohm 5% 0603
3L53	319802131010	100 Ohm 5% 0.062W 0603
3L54	319802131010	100 Ohm 5% 0.062W 0603
3L55	319802131030	10k Ohm 5% 0.062W 0603
3L56	319802131010	100 Ohm 5% 0.062W 0603
3L57	319802131010	100 Ohm 5% 0.062W 0603
3L58	319802131010	100 Ohm 5% 0.062W 0603
3L59	319802131010	100 Ohm 5% 0.062W 0603
3L60	319802131010	100 Ohm 5% 0.062W 0603
3L61	319802131010	100 Ohm 5% 0.062W 0603
3L62	319802131010	100 Ohm 5% 0.062W 0603
3L63	319802131010	100 Ohm 5% 0.062W 0603
3L67	319802131010	100 Ohm 5% 0.062W 0603
3L71	319802132290	22 Ohm 5% 0603
3L72	319802134730	47k Ohm 5% 0603
3L73	319802134730	47k Ohm 5% 0603
3L75	319802132220	2.2k Ohm 5% 0603
3L76	319802132220	2.2k Ohm 5% 0603
3L79	319802131030	10k Ohm 5% 0.062W 0603
3L86	319802132230	22k Ohm 5% 0603
3L94	319802134720	4.7k Ohm 5% 0603
3L95	319802134720	4.7k Ohm 5% 0603
3L96	319802131040	100k Ohm 5% 0.062W 0603
3M07	319802131010	100 Ohm 5% 0.062W 0603
3M08	319802132220	2.2k Ohm 5% 0603
3M09	319802134720	4.7k Ohm 5% 0603
3M10	319802134710	470 Ohm 5% 0603
3M13	319802131010	100 Ohm 5% 0.062W 0603
3M14	319802131010	100 Ohm 5% 0.062W 0603
3M15	319802131010	100 Ohm 5% 0.062W 0603
3M20	319802131010	100 Ohm 5% 0.062W 0603
3M21	319802131010	100 Ohm 5% 0.062W 0603
3M31	319802132220	2.2k Ohm 5% 0603
3M32	319802138230	82k Ohm 5% 0.062W 0603
3M34	319802134720	4.7k Ohm 5% 0603
3M37	319802134730	47k Ohm 5% 0603
3M38	319802134730	47k Ohm 5% 0603
3M39	319802134730	47k Ohm 5% 0603
3M40	319802134730	47k Ohm 5% 0603
3N01	319802133390	33 Ohm 5% 0.062W 0603
3N02	319803113390	4*33 Ohm 5% 1206
3N03	319802133390	33 Ohm 5% 0.062W 0603
3N04	319803113390	4*33 Ohm 5% 1206
3N05	319802133390	33 Ohm 5% 0.062W 0603
3N06	319803113390	4*33 Ohm 5% 1206
3N07	319802133390	33 Ohm 5% 0.062W 0603
3N08	319803113390	4*33 Ohm 5% 1206
3N09	319802133390	33 Ohm 5% 0.062W 0603
3N10	319802133390	33 Ohm 5% 0.062W 0603
3N11	319803113390	4*33 Ohm 5% 1206
3N12	319803113390	4*33 Ohm 5% 1206
3N13	319802133390	33 Ohm 5% 0.062W 0603
3N14	319802133390	33 Ohm 5% 0.062W 0603
3N15	319802133390	33 Ohm 5% 0.062W 0603
3N16	319802133390	33 Ohm 5% 0.062W 0603
3N18	319803113390	4*33 Ohm 5% 1206
3N22	319802133390	33 Ohm 5% 0.062W 0603
3N23	212010894132	1 Ohm 1206
3N24	319802131050	1M Ohm 5% 0603
3N25	319802132210	220 Ohm 5% 0603
3N26	319802132210	220 Ohm 5% 0603
3N27	212010894132	1 Ohm 1206
3N33	319802134720	4.7k Ohm 5% 0603
3N34	319802134720	4.7k Ohm 5% 0603
3N35	319802134720	4.7k Ohm 5% 0603
3N36	319802134720	4.7k Ohm 5% 0603
3N37	319802134720	4.7k Ohm 5% 0603
3N38	319802134720	4.7k Ohm 5% 0603
3N39	319802131010	100 Ohm 5% 0.062W 0603
3N40	319802131010	100 Ohm 5% 0.062W 0603
3P13	319802131090	TDA8932T/N1 IC
3P20	212010894133	10 Ohm 5% 1206
3P23	319802131090	TDA8932T/N1 IC
3P25	319802131090	TDA8932T/N1 IC

Item	Philips 12NC	Description
3P26	319802132280	2R2 5% 0603
3P32	319802132280	2R2 5% 0603
3P34	319802133320	3.3k Ohm 5% 0.062W 0603
3P37	319802136820	6.8k Ohm 5% 0603
3P38	319802131020	1k Ohm 5% 0.062W 0603
3P40	319802133930	39k Ohm 5% 0.062W 0605
3P41	319802136820	6.8k Ohm 5% 0603
3P45	319802136820	6.8k Ohm 5% 0603
3P47	319802136890	68 Ohm 5% 0.062W 0603
3P48	319802136890	68 Ohm 5% 0.062W 0603
3P49	319802132210	220 Ohm 5% 0603
3P50	319802131020	1k Ohm 5% 0.062W 0603
3P51	232270461801	180 Ohm 1% 0603
3P53	232270466801	680 Ohm 1% 0603
3P54	319802131030	10k Ohm 5% 0.062W 0603
3P56	232270464701	470 Ohm 1% 0603
3P59	232270464701	470 Ohm 1% 0603
3P61	319802131090	TDA8932T/N1 IC
3P64	232270466801	680 Ohm 1% 0603
3P68	319802136820	6.8k Ohm 5% 0603
3P69	319802136820	6.8k Ohm 5% 0603
3P70	319802133320	3.3k Ohm 5% 0.062W 0603
3P71	319802136820	6.8k Ohm 5% 0603
3P72	319802136820	6.8k Ohm 5% 0603
3P74	319802136820	6.8k Ohm 5% 0603
3P77	232270461002	1k Ohm 1% 0603
3P78	319802131020	1k Ohm 5% 0.062W 0603
3R10	319802134730	47k Ohm 5% 0603
3R12	319802134790	47 Ohm 5% 0603
3R13	319802134730	47k Ohm 5% 0603
3R25	319802131010	100 Ohm 5% 0.062W 0603
3R26	319802131010	100 Ohm 5% 0.062W 0603
4B04	319802190030	Jumper 0603
4B05	319802190030	Jumper 0603
4B06	319802190030	Jumper 0603
4B07	319802190030	Jumper 0603
4C07	319802190030	Jumper 0603
4F12	319802190030	Jumper 0603
4G01	319802190030	Jumper 0603
4G02	319802190030	Jumper 0603
4G03	319802190030	Jumper 0603
4G04	319802190030	Jumper 0603
4G09	319802190030	Jumper 0603
4G31	319802190030	Jumper 0603
4H00	319802190030	Jumper 0603
4H02	319802190030	Jumper 0603
4H04	319802190030	Jumper 0603
4H05	319802190030	Jumper 0603
4H12	319802190030	Jumper 0603
4J14	319802190030	Jumper 0603
4J15	319802190030	Jumper 0603
4L20	319802190030	Jumper 0603
4L24	319802190030	Jumper 0603
4L25	319802190030	Jumper 0603
4L26	319802190030	Jumper 0603
4M01	319802190030	Jumper 0603
4M04	319802190030	Jumper 0603
4M05	319802190030	Jumper 0603
4M07	319802190030	Jumper 0603
4M08	319802190030	Jumper 0603
4M09	319802190030	Jumper 0603
4M11	319802190030	Jumper 0603
4N02	319802190030	Jumper 0603
4N03	319802190030	Jumper 0603
4N04	319802190030	Jumper 0603
4N05	319802190030	Jumper 0603
4N06	319802190030	Jumper 0603
4N07	319802190030	Jumper 0603
4N08	319802190030	Jumper 0603
4P01	319802190030	Jumper 0603
4P02	319802190030	Jumper 0603
4R02	319802190030	Jumper 0603
4R03	319802190030	Jumper 0603
4R04	319802190030	Jumper 0603

Item	Philips 12NC	Description
4R05	319802190030	Jumper 0603
4R06	319802190030	Jumper 0603
4R07	319802190030	Jumper 0603
4R08	319802190030	Jumper 0603
5A03	242253601564	22uF 20%
5A04	242253601564	22uF 20%
5A05	242254942958	Bead 0805 30R at 100MHz
5A06	242254942958	Bead 0805 30R at 100MHz
5A07	242254901582	Bead 0603 33R at 100MHz
5A08	242253594134	105H 20% 0805
5A09	242253594134	105H 20% 0805
5B01	242253594134	105H 20% 0805
5B05	242253601564	22uF 20%
5B08	242253600779	105uH 20%
5C06	242254901582	Bead 0603 33R at 100MHz
5C07	242254901582	Bead 0603 33R at 100MHz
5C08	242254901582	Bead 0603 33R at 100MHz
5D03	242254901582	Bead 0603 33R at 100MHz
5E03	242254901582	Bead 0603 33R at 100MHz
5E04	242254901582	Bead 0603 33R at 100MHz
5E05	242254901582	Bead 0603 33R at 100MHz
5E06	242254901582	Bead 0603 33R at 100MHz
5E07	242254901582	Bead 0603 33R at 100MHz
5E08	242254901582	Bead 0603 33R at 100MHz
5E09	242254901582	Bead 0603 33R at 100MHz
5E10	242254901582	Bead 0603 33R at 100MHz
5E11	242254901582	Bead 0603 33R at 100MHz
5E12	242254901582	Bead 0603 33R at 100MHz
5E13	242254901582	Bead 0603 33R at 100MHz
5E14	242254901582	Bead 0603 33R at 100MHz
5E16	242254901582	Bead 0603 33R at 100MHz
5E17	242254901582	Bead 0603 33R at 100MHz
5F10	242254942979	Ind. 100MHz 60Ohm 0603
5F11	242254942979	Ind. 100MHz 60Ohm 0603
5G04	242254942979	Ind. 100MHz 60Ohm 0603
5G05	242254901582	Bead 0603 33R at 100MHz
5G06	242254901582	Bead 0603 33R at 100MHz
5G07	242254901582	Bead 0603 33R at 100MHz
5H01	242254942979	Ind. 100MHz 60Ohm 0603
5H02	242254942979	Ind. 100MHz 60Ohm 0603
5H03	242254942979	Ind. 100MHz 60Ohm 0603
5J01	242254942979	Ind. 100MHz 60Ohm 0603
5J52	319801853380	3.35H 10% 0603
5J53	319801853380	3.35H 10% 0603
5J54	319801853380	3.35H 10% 0603
5J55	319801853380	3.35H 10% 0603
5K01	242254942979	Ind. 100MHz 60Ohm 0603
5K02	242254942979	Ind. 100MHz 60Ohm 0603
5K03	242254942979	Ind. 100MHz 60Ohm 0603
5K04	242254942979	Ind. 100MHz 60Ohm 0603
5K05	242254942979	Ind. 100MHz 60Ohm 0603
5M01	242254901582	Bead 0603 33R at 100MHz
5M02	242254901582	Bead 0603 33R at 100MHz
5M03	242254901582	Bead 0603 33R at 100MHz
5N01	242254942896	Ind. 120 Ohm 100MHz
5N02	242254942896	Ind. 120 Ohm 100MHz
5N03	242254942896	Ind. 120 Ohm 100MHz
5N04	242254942896	Ind. 120 Ohm 100MHz
5N05	242254942896	Ind. 120 Ohm 100MHz
5N06	242254942896	Ind. 120 Ohm 100MHz
5N07	242254942896	Ind. 120 Ohm 100MHz
5N08	242254942896	Ind. 120 Ohm 100MHz
5N09	242254942896	Ind. 120 Ohm 100MHz
5P01	242253600671	10uH 20%
5P02	242253594134	105H 20% 0805
5P09	242253600671	10uH 20%
5R02	242254901582	Bead 0603 33R at 100MHz
5R03	242254901582	Bead 0603 33R at 100MHz
6B30	319801010720	SS24
6J03	319801010630	BAS316
6J14	934058419115	PESD3V3L1BA
6J15	934058419115	PESD3V3L1BA
6M08	319801010660	BAT54
6P05	319802056880	BZX384-C6V8

Item	Philips 12NC	Description
6P12	319802056880	BZX384-C6V8
6P13	319801010630	BAS316
6P14	319801010630	BAS316
6P15	319802051890	BZX384-C18
6R02	319802055680	BZX384-C5V6
7A01	935279642118	TDA8932T/N1
7A05	319801042320	BC857BW
7A06	319801042310	BC847BW
7A07	319801042310	BC847BW
7B01	932220234668	L5973D
7B02	932211988668	LD1117DT33C
7B12	932221214668	SI4423DY
7C01	932224957671	SVP WX68-7568-LF
7C02	319801042310	BC847BW
7C04	319801042310	BC847BW
7D01	932225195671	K4D261638K-LC40
7D02	932225195671	K4D261638K-LC40
7F01	935273245518	TDA10046AHT/C1
7F02	935263016165	74AHC1GU04GW
7F03	935263016165	74AHC1GU04GW
7F04	319801070580	LM393D
7G00	935277355557	PNX8314HS/C102
7H00		For SW see item 0851
7H02	932224127668	K4S281632I-UC60
7H03		For SW see item 0852
7J04	932221400668	SI2301BDS-E3
7J05	319801044110	PDTC114ET
7K00	932222791671	STV0700L
7K01	935219010118	74LVC573ADB
7K02	935219010118	74LVC573ADB
7K03	319801070650	74LVC245APW
7K04	272217100207	Xtal 27MHz 50P
7K05	932217513668	ST890CD
7L10	319801042310	BC847BW
7L23		For SW see item 0816
7M01	932216761668	LF18CD
7M04	319801042310	BC847BW
7M07	932225506671	SI19185ACTU
7M09	319801042310	BC847BW
7N01	932225010671	SI19125CTU
7N07	935266839118	UDA1334ATS/N2
7P05	319801044340	BC817-25W
7P06	932216070668	SI4936ADY-E3
7P07	932216070668	SI4936ADY-E3
7P08	932221350685	TS431AIL
7P09	934057587118	PHD38N02LT
7P11	932220746668	NCP5422AD
7R05	932220471668	SI4835BDY
7R07	319801044110	PDTC114ET

11. Revision List

Manual xxxx xxx xxxx.0

- First release.